



Lane Machine Manual

REV 12:07

Machine Specifications

17-5500 Kustodian Walker (24VDC)
Class I - Single Phase
115 Volts, 50/60 Hz, 13 Amps

17-5550 Kustodian Walker (24VDC)
Class I - Single Phase
230 Volts, 50 Hz, 6.8 Amps

Dimensions

Width - 55" (139.7 cm)
Height - 16" (40.64 cm)
Length - 42.5" (107.95 cm)
Weight - 375 pounds (170.1 kg)

Manual Part Number: 158-5500
Eighth Edition

CHAPTER 7

Mechanical Drawings

Machine Descriptions and Part Numbers

The following figures show major systems and their associated parts:

Figure 1 – Kustodian Walker (Top View)

Figure 2 – Kustodian Walker (Bottom View)

Figure 3 – Kustodian Walker (Left View)

Figure 4 – Kustodian Walker (Right View)

Figure 5 – PLC Plate Assembly

Figure 6– Battery Assembly

Figure 7 – Transfer System

Figure 8 – Conditioning Assembly

Figure 9 – Brush Lift Assembly

Figure 10 – Lane Distance Sensor Assembly

Figure 11 – Cleaner Assembly

Figure 12 – Squeegee Assembly

Figure 13 – Vacuum Assembly

Figure 14 – Duster Assembly

Figure 15 – Oil Transfer Assembly

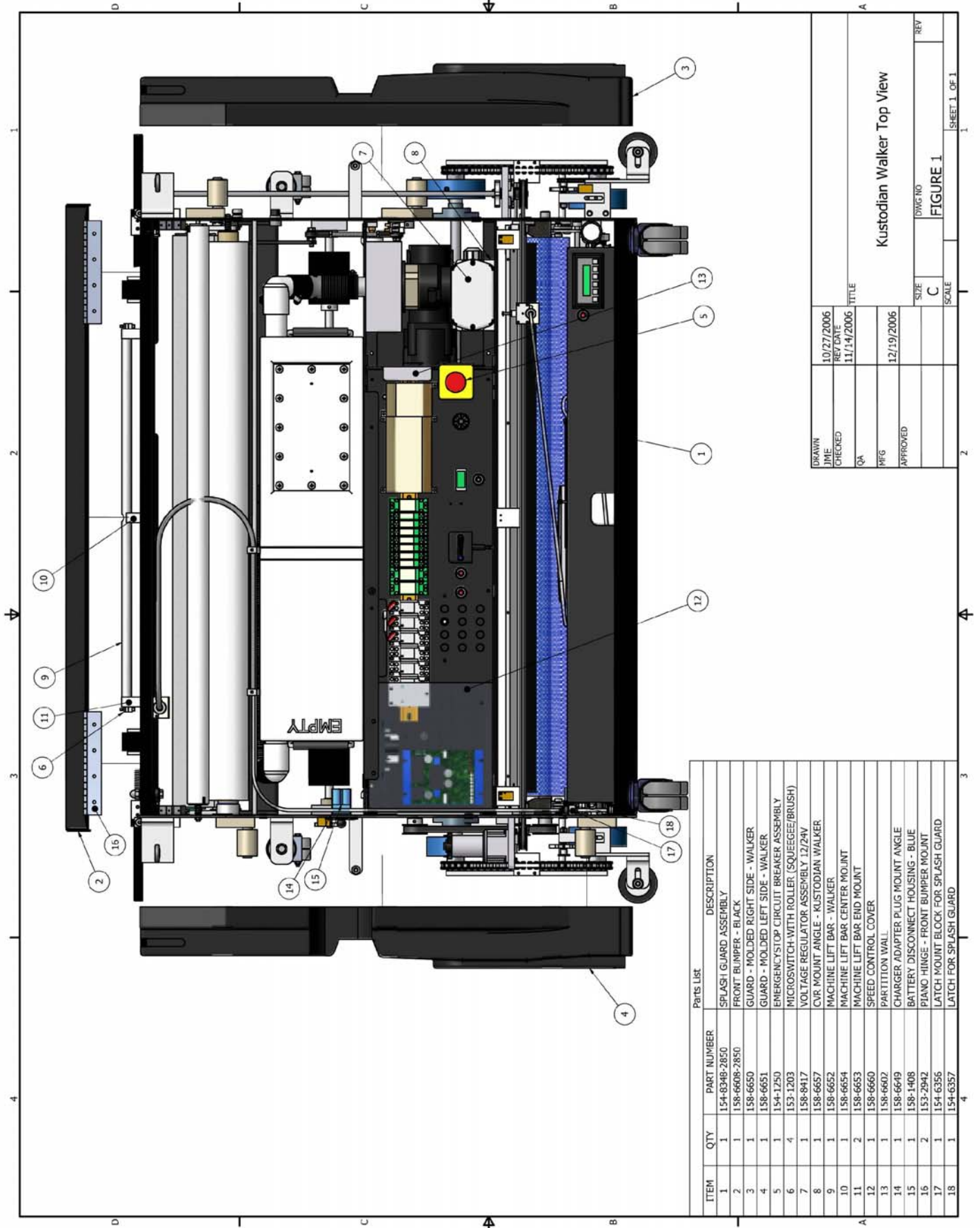
Figure 16 – Drive Shaft Assembly

Figure 17 – Buffer Motor and 7-Pin ZTR Motor Assembly

Figure 18 – 7-Pin ZTR Drive Components

Figure 19 – 10-Pin ZTR Drive Components

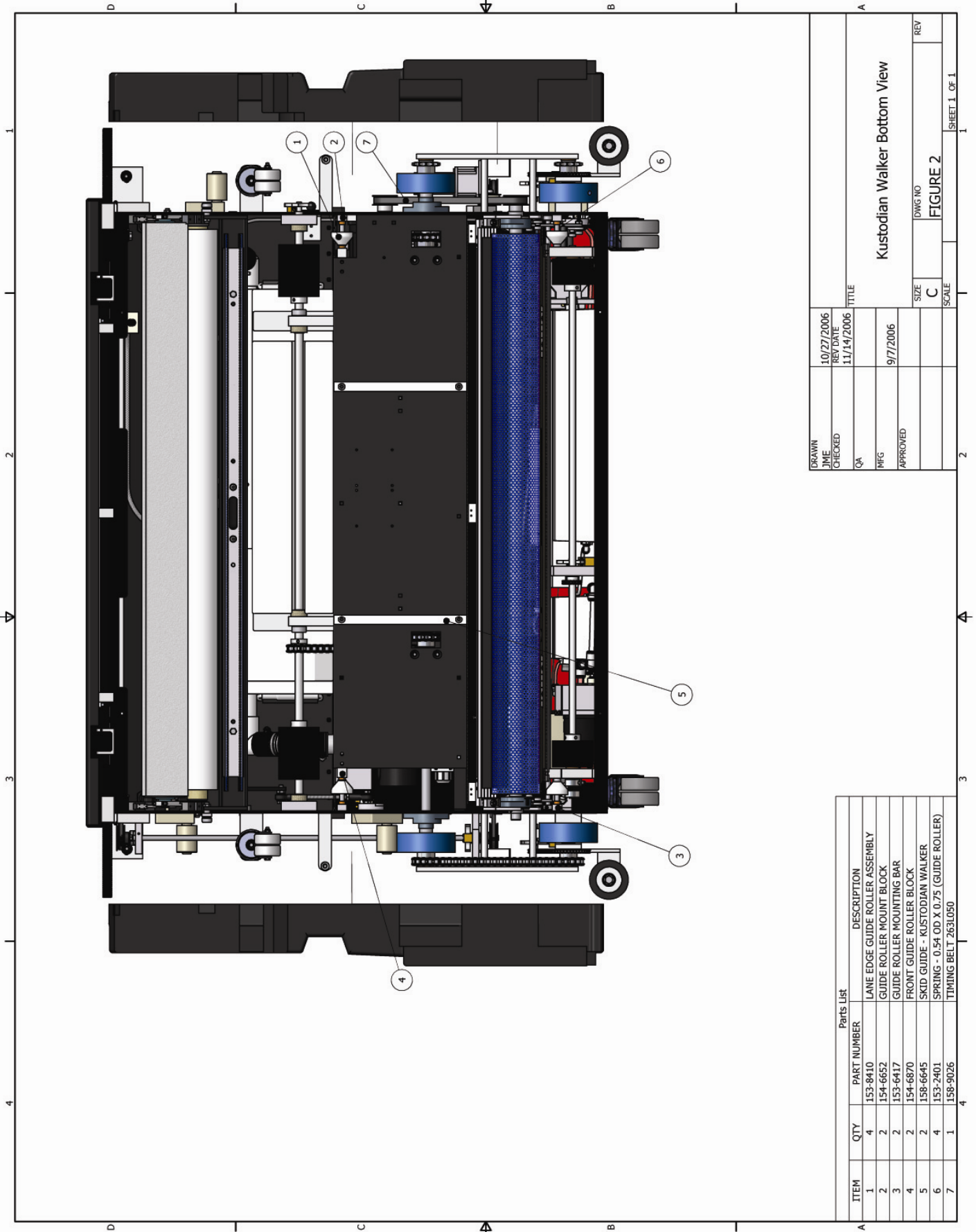
Figure 1 – Kustodian Walker (Top View)



ITEM	QTY	PART NUMBER	DESCRIPTION
1	1	154-8348-2850	SPLASH GUARD ASSEMBLY
2	1	158-6608-2850	FRONT BUMPER - BLACK
3	1	158-6650	GUARD - MOLDED RIGHT SIDE - WALKER
4	1	158-6651	GUARD - MOLDED LEFT SIDE - WALKER
5	1	154-1250	EMERGENCY STOP CIRCUIT BREAKER ASSEMBLY
6	4	153-1203	MICROSWITCH WITH ROLLER (SQUEEGEE/BRUSH)
7	1	158-8417	VOLTAGE REGULATOR ASSEMBLY 12/24V
8	1	158-6657	CVR MOUNT ANGLE - KUSTODIAN WALKER
9	1	158-6652	MACHINE LIFT BAR - WALKER
10	1	158-6654	MACHINE LIFT BAR CENTER MOUNT
11	2	158-6653	MACHINE LIFT BAR END MOUNT
12	1	158-6660	SPEED CONTROL COVER
13	1	158-6602	PARTITION WALL
14	1	158-6649	CHARGER ADAPTER PLUG MOUNT ANGLE
15	1	158-1408	BATTERY DISCONNECT HOUSING - BLUE
16	2	153-2942	PIANO HINGE - FRONT BUMPER MOUNT
17	1	154-6356	LATCH MOUNT BLOCK FOR SPLASH GUARD
18	1	154-6357	LATCH FOR SPLASH GUARD

DRAWN	10/27/2006	TITLE	Kustodian Walker Top View
CHECKED	JMF	REV DATE	11/14/2006
QA		SIZE	C
MFG	12/19/2006	SCALE	FIGURE 1
APPROVED		DWG NO	
		REV	

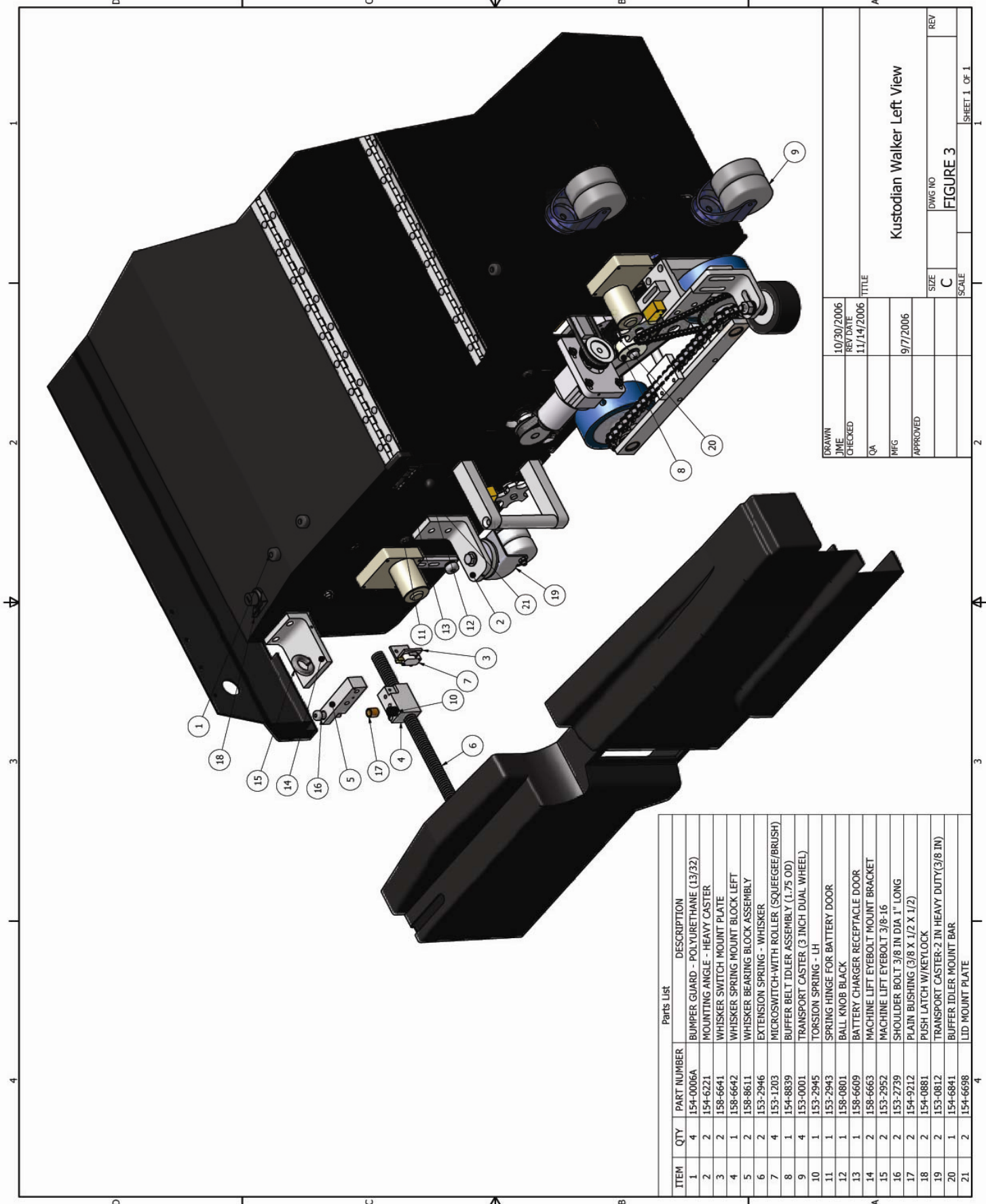
Figure 2 – Kustodian Walker (Bottom View)



DRAWN	10/27/2006	TITLE	Kustodian Walker Bottom View	
CHECKED	11/14/2006	REV DATE	11/14/2006	REV
QA		APPROVED	9/7/2006	SCALE
MFG		SIZE	C	FIGURE 2
		DWG NO		SHEET 1 OF 1

Parts List		
ITEM	QTY	DESCRIPTION
1	4	LANE EDGE GUIDE ROLLER ASSEMBLY
2	2	GUIDE ROLLER MOUNT BLOCK
3	2	GUIDE ROLLER MOUNTING BAR
4	2	FRONT GUIDE ROLLER BLOCK
5	2	SKID GUIDE - KUSTODIAN WALKER
6	4	SPRING - 0.54 OD X 0.75 (GUIDE ROLLER)
7	1	TIMING BELT 263L050


Figure 3 – Kustodian Walker (Left Side)



ITEM	QTY	PART NUMBER	DESCRIPTION
1	4	154-0006A	BUMPER GUARD - POLYURETHANE (13/32)
2	2	154-6221	MOUNTING ANGLE - HEAVY CASTER
3	2	158-6641	WHISKER SWITCH MOUNT PLATE
4	1	158-6642	WHISKER SPRING MOUNT BLOCK LEFT
5	2	158-8611	WHISKER BEARING BLOCK ASSEMBLY
6	2	153-2946	EXTENSION SPRING - WHISKER
7	4	153-1203	MICROSWITCH-WITH ROLLER (SQUEEGEE/BRUSH)
8	1	154-8839	BUFFER BELT IDLER ASSEMBLY (1.75 OD)
9	4	153-0001	TRANSPORT CASTER (3 INCH DUAL WHEEL)
10	1	153-2945	TORSION SPRING - LH
11	1	153-2943	SPRING HINGE FOR BATTERY DOOR
12	1	158-0801	BALL KNOB BLACK
13	1	158-6609	BATTERY CHARGER RECEPTACLE DOOR
14	2	158-6663	MACHINE LIFT EYEBOLT MOUNT BRACKET
15	2	153-2952	MACHINE LIFT EYEBOLT 3/8-16
16	2	153-2739	SHOULDER BOLT 3/8 IN DIA 1" LONG
17	2	154-9212	PLAIN BUSHING (3/8 X 1/2 X 1/2)
18	2	154-0881	PUSH LATCH W/KEYLOCK
19	2	153-0812	TRANSPORT CASTER-2 IN HEAVY DUTY(3/8 IN)
20	1	154-6941	BUFFER IDLER MOUNT BAR
21	2	154-6698	LID MOUNT PLATE

DRAWN	10/30/2006	TITLE	Kustodian Walker Left View
CHKD		REV. DATE	11/14/2006
QA		APPROVED	
MFG	9/7/2006	SIZE	C
SCALE		DWG NO	FIGURE 3
		REV	

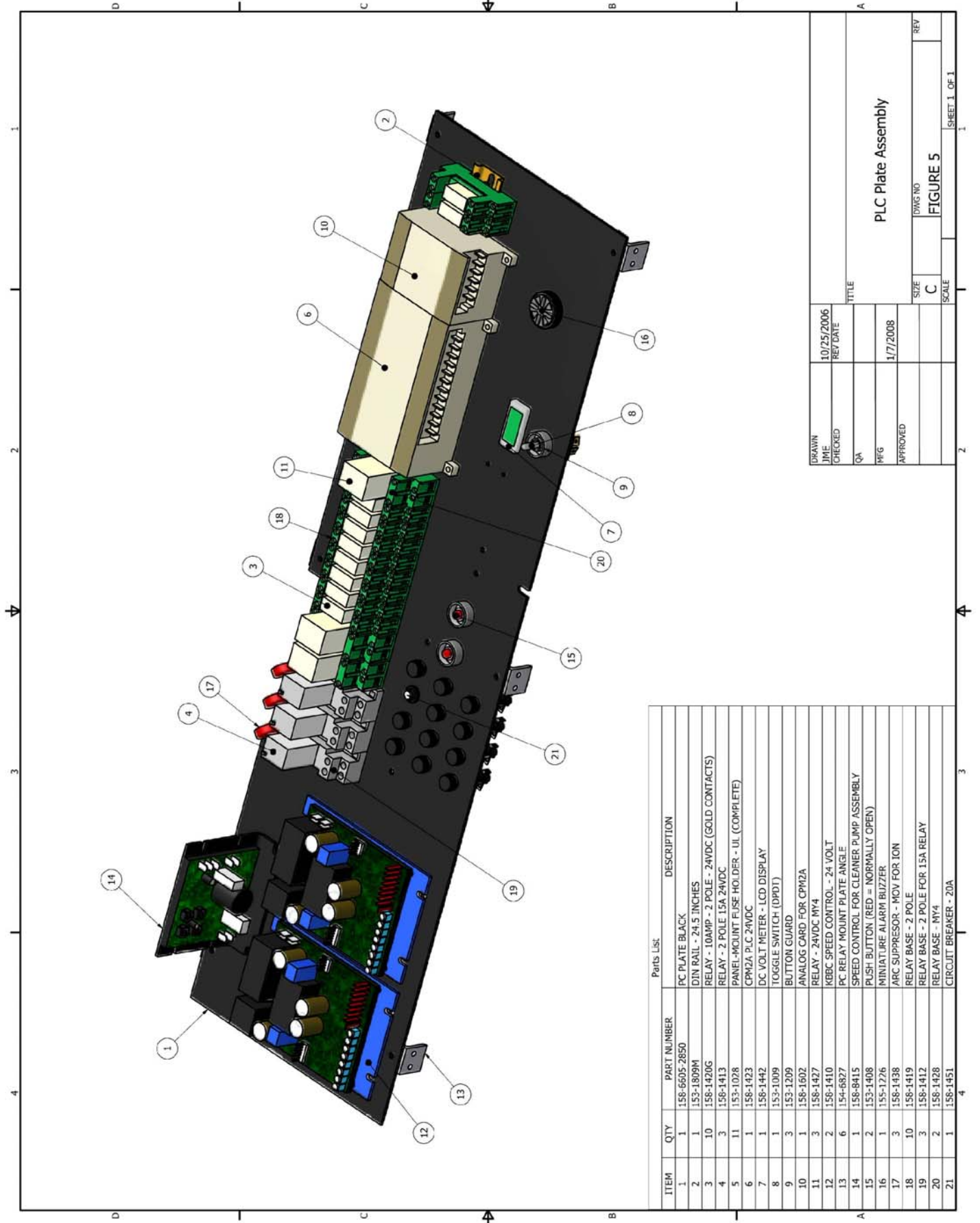
Figure 4 – Kustodian Walker (Right Side)



ITEM	QTY	PART NUMBER	DESCRIPTION
1	1	154-9805	PULLEY - 32XL037
2	2	153-6029	MOMENTARY WHEEL HOUSING
3	1	158-6643	WHISKER SPRING MOUNT BLOCK RIGHT
4	1	158-6636	E-STOP MOUNTING ANGLE
5	1	153-2944	TORSION SPRING - RH
6	2	158-6424	SIDE LIFT HANDLE
7	4	158-6241	SIDE LIFT HANDLE MOUNT BAR
8	1	153-1408	PUSH BUTTON (RED = NORMALLY OPEN)
9	1	154-6875A	HEAD IDLER MOUNT BLOCK
10	1	154-6884	6 TOOTH SENSOR DISK
11	1	154-1220	INDUCTIVE PROXIMITY SENSOR (TL-Q5M(1))
12	1	158-6644	CLEANER HEAD DRIVE SHAFT
13	2	154-9804	FLANGED BEARING FOR CLEANER HEAD DRIVE SHAFT
14	1	154-9802	PULLEY 27XL037
15	2	153-6006	MOMENTARY LANE ROLLER SHAFT
16	2	153-7005R	MOMENTARY WHEEL-RADIUS EDGE (W/BUSHING)

DRAWN	JME	10/30/2006	TITLE	Kustodian Walker Right View
CHECKED	QA	11/15/2006	SCALE	C
MFG	APPROVED	9/7/2006	SIZE	C
			DWG NO	FIGURE 4
			REV	1
			SHEET	1 OF 1

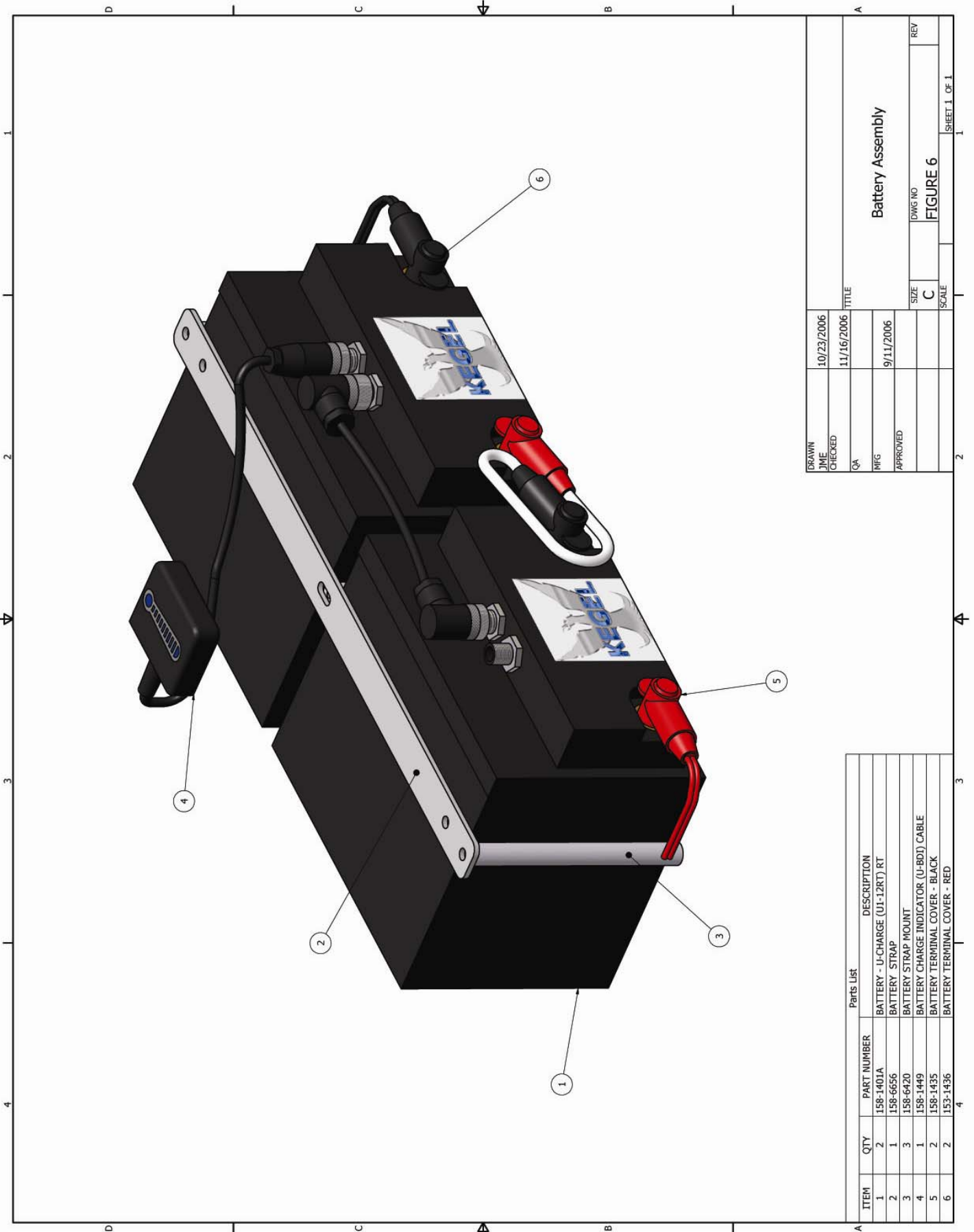
Figure 5 – PLC Plate Assembly



Parts List		
ITEM	QTY	PART NUMBER DESCRIPTION
1	1	158-6605-2850 PC PLATE BLACK
2	1	153-1809M DIN RAIL - 24.5 INCHES
3	10	158-1420G RELAY - 10AMP - 2 POLE - 24VDC (GOLD CONTACTS)
4	3	158-1413 RELAY - 2 POLE 15A 24VDC
5	11	153-1028 PANEL-MOUNT FUSE HOLDER - UI (COMPLETE)
6	1	158-1423 CPM2A PLC 24VDC
7	1	158-1442 DC VOLT METER - LCD DISPLAY
8	1	153-1009 TOGGLE SWITCH (DPP31)
9	3	153-1209 BUTTON GUARD
10	1	158-1602 ANALOG CARD FOR CPM2A
11	3	158-1427 RELAY - 24VDC MY4
12	2	158-1410 KEBC SPEED CONTROL - 24 VOLT
13	6	154-6827 PC RELAY MOUNT PLATE ANGLE
14	1	158-8415 SPEED CONTROL FOR CLEANER PUMP ASSEMBLY
15	2	153-1408 PUSH BUTTON (RED = NORMALLY OPEN)
16	1	155-1276 MINIATURE ALARM BUZZER
17	3	158-1438 APC SUPPRESSOR - MOV FOR ION
18	10	158-1419 RELAY BASE - 2 POLE
19	3	158-1412 RELAY BASE - 2 POLE FOR 15A RELAY
20	2	158-1428 RELAY BASE - MY4
21	1	158-1451 CIRCUIT BREAKER - 20A

DRAWN	10/25/2006	TITLE	PLC Plate Assembly
TIME		REV DATE	
CHECKED		QA	
REF	1/7/2008	APPROVED	
SIZE	C	DWG NO	FIGURE 5
SCALE		REV	
		SHEET 1 OF 1	

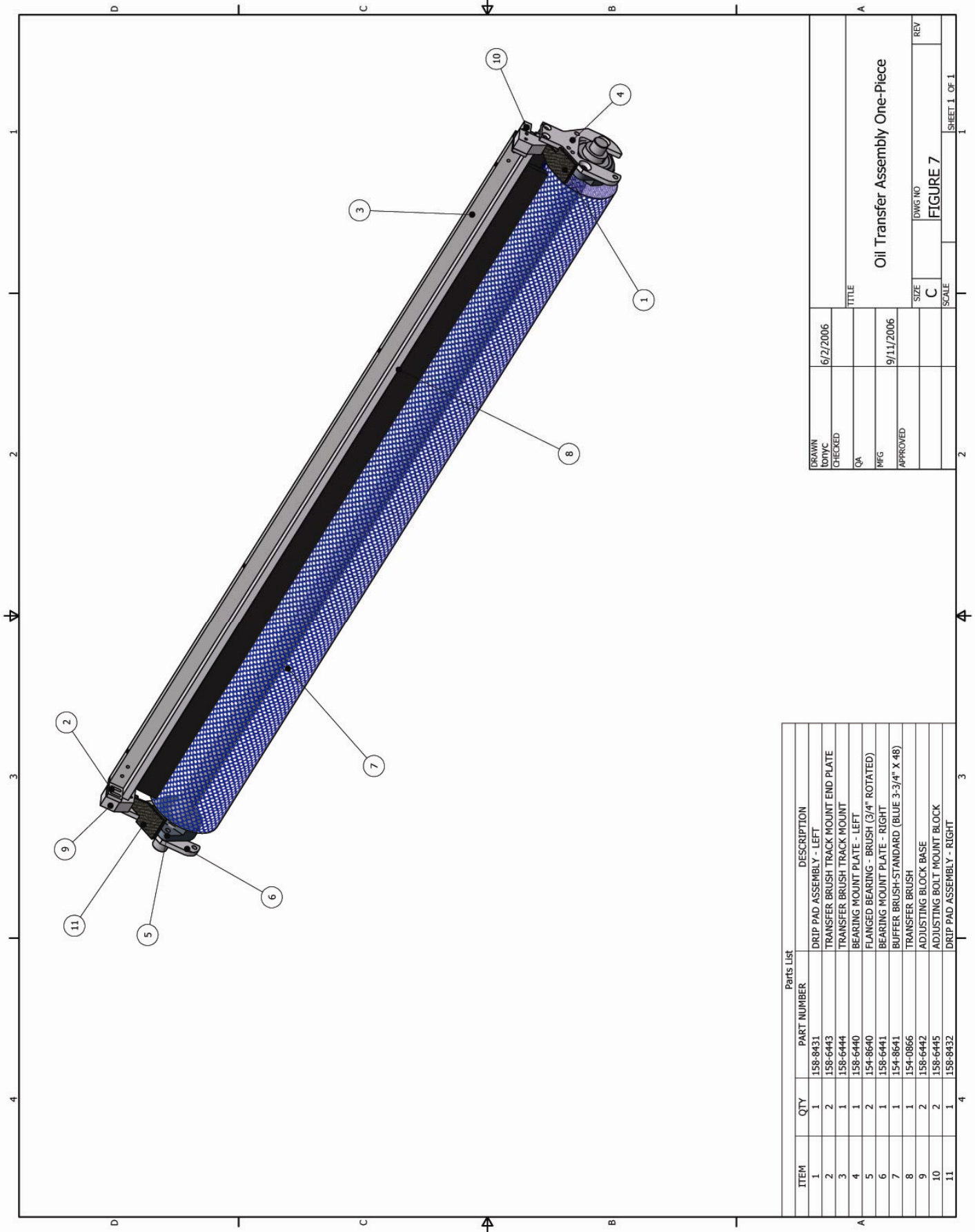
Figure 6 – Battery Assembly



ITEM	QTY	PART NUMBER	DESCRIPTION
1	2	158-1401A	BATTERY - U-CHARGE (U-12RT) RT
2	1	158-6556	BATTERY STRAP
3	3	158-6420	BATTERY STRAP MOUNT
4	1	158-1449	BATTERY CHARGE INDICATOR (U-BOJ) CABLE
5	2	158-1435	BATTERY TERMINAL COVER - BLACK
6	2	158-1436	BATTERY TERMINAL COVER - RED

DRAWN	10/23/2006	TITLE	Battery Assembly
CHECKED	11/16/2006	SIZE	C
QA		SCALE	
MFG	9/11/2006	DWG NO	FIGURE 6
APPROVED		REV	
		SHEET 1 OF 1	

Figure 7 – Transfer System



ITEM	QTY	PART NUMBER	DESCRIPTION
1	1	158-8431	DRIP PAD ASSEMBLY - LEFT
2	2	158-6443	TRANSFER BRUSH TRACK MOUNT END PLATE
3	1	158-6444	TRANSFER BRUSH TRACK MOUNT
4	1	158-6440	BEARING MOUNT PLATE - LEFT
5	2	154-8640	FLANGED BEARING - BRUSH (3/4" ROTATED)
6	1	158-6441	BEARING MOUNT PLATE - RIGHT
7	1	154-8641	BUFFER BRUSH-STANDARD (BLUE 3-3/4" X 48)
8	1	154-0866	TRANSFER BRUSH
9	2	158-6442	ADJUSTING BLOCK BASE
10	2	158-6445	ADJUSTING BOLT MOUNT BLOCK
11	1	158-8432	DRIP PAD ASSEMBLY - RIGHT

DRAWN	6/2/2006	TITLE	Oil Transfer Assembly One-Piece
CHKD		DATE	9/11/2006
QA		SIZE	C
MFG		DWG NO	FIGURE 7
APPROVED		SCALE	
		REV	
		SHEET 1 OF 1	

**This page was left blank to improve
the layout of adjacent pages.**

Figure 8 – Conditioning Assembly

The Kustodian Walker Conditioner Distribution System known, as Sanction Technology™, is the heart of the conditioner transfer system. The descriptions below are by item number.

#1 - Conditioner Tank: Works best when using KEGEL Genuine Conditioners. Capacity of the tank is 0.63 gallons and it is equipped with a fluid level switch (#28) and a stainless steel mesh filter (#31).

#2 – Fluid Metering Pump: This adjustable pump delivers exact amounts of conditioner to the transfer system. The pump has no valves to clog, runs at a constant speed, and can pump from 0-50 microliters per revolution. The pump does about 1.89 revolutions per board.

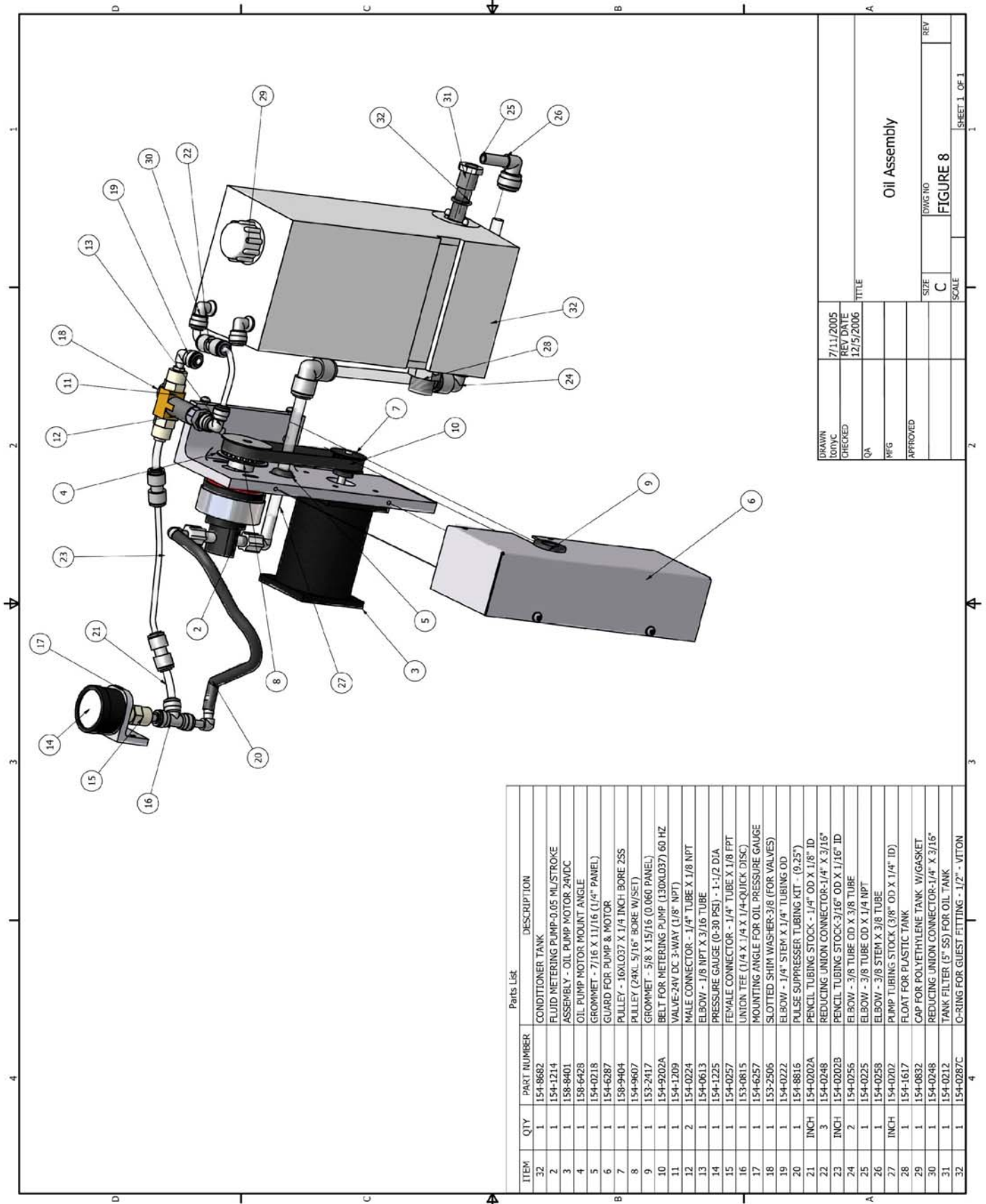
#3 - 24 Volt DC Motor: Geared to run the oil pump at close to 2600 RPM. This motor runs at a constant speed controlled by the Constant Voltage Regulator.

#11 - 24 Volt DC 3-Way Solenoid Valve: This valve controls the flow of the oil. When the valve is on the conditioner goes to the lane, when off it is routed back to the supply tank.

#14 - Oil Pressure Gauge: This gauge is used to monitor the system's pressure. A normal pressure range is around 15 lbs.

#20 - Pulse Suppressor Tubing: This soft tubing is used to smooth out the strokes of the pump so the conditioner comes out in a continuous, smooth stream.

Figure 8 – Conditioning Assembly



Parts List

ITEM	QTY	PART NUMBER	DESCRIPTION
32	1	154-8682	CONDITIONER TANK
2	1	154-1214	FLUID METERING PUMP-0.05 ML/STROKE
3	1	158-8401	ASSEMBLY - OIL PUMP MOTOR 24VDC
4	1	158-6428	OIL PUMP MOTOR MOUNT ANGLE
5	1	154-0218	GROMMET - 7/16 X 1.17/16 (1/4" PANEL)
6	1	154-6287	GUARD FOR PUMP & MOTOR
7	1	158-9404	PULLEY - 16XLO37 X 1/4 INCH BORE Z55
8	1	154-9607	PULLEY (24XL 5/16" BORE W/SET)
9	1	153-2417	GROMMET - 5/8 X 15/16 (0.060 PANEL)
10	1	154-9202A	BELT FOR METERING PUMP (130XL037) 60 HZ
11	1	154-1209	VALVE-24V DC 3-WAY (1/8" NPT)
12	2	154-0224	MALE CONNECTOR - 1/4" TUBE X 1/8 NPT
13	1	154-0613	ELBOW - 1/8 NPT X 3/16 TUBE
14	1	154-1225	PRESSURE GAUGE (0-30 PSI) - 1-1/2 DIA
15	1	154-0257	FEMALE CONNECTOR - 1/4" TUBE X 1/8 FPT
16	1	153-0815	UNION TEE (1/4 X 1/4 X 1/4-QUICK DISC)
17	1	154-6257	MOUNTING ANGLE FOR OIL PRESSURE GAUGE
18	1	153-2505	SLOTTED SHIM WASHER-3/8 (FOR VALVES)
19	1	154-0222	ELBOW - 1/4" STEM X 1/4" TUBING OD
20	1	154-8816	PULSE SUPPRESSOR TUBING KIT - (9.25")
21	1	154-0202A	PENCIL TUBING STOCK - 1/4" OD X 1.18" ID
22	3	154-0248	REDUCING UNION CONNECTOR-1/4" X 3/16"
23	1	154-0202B	PENCIL TUBING STOCK-3/16" OD X 1.16" ID
24	2	154-0256	ELBOW - 3/8 TUBE OD X 3/8 TUBE
25	1	154-0225	ELBOW - 3/8 TUBE OD X 1/4 NPT
26	1	154-0258	ELBOW - 3/8 STEM X 3/8 TUBE
27	1	154-0202	PUMP TUBING STOCK (3/8" OD X 1/4" ID)
28	1	154-1617	FLOAT FOR PLASTIC TANK
29	1	154-0832	CAP FOR POLYETHYLENE TANK W/GASKET
30	1	154-0248	REDUCING UNION CONNECTOR-1/4" X 3/16"
31	1	154-0212	TANK FILTER (5" SS) FOR OIL TANK
32	1	154-0287C	O-RING FOR GUEST FITTING - 1/2" - VITON

DESIGNED	7/11/2005	TITLE	Oil Assembly
DRAWN		REV. DATE	
CHECKED	12/5/2006	SIZE	C
QA		SCALE	
MFG		DWG NO	FIGURE 8
APPROVED		REV	

Figure 9 – Brush Lift Assembly

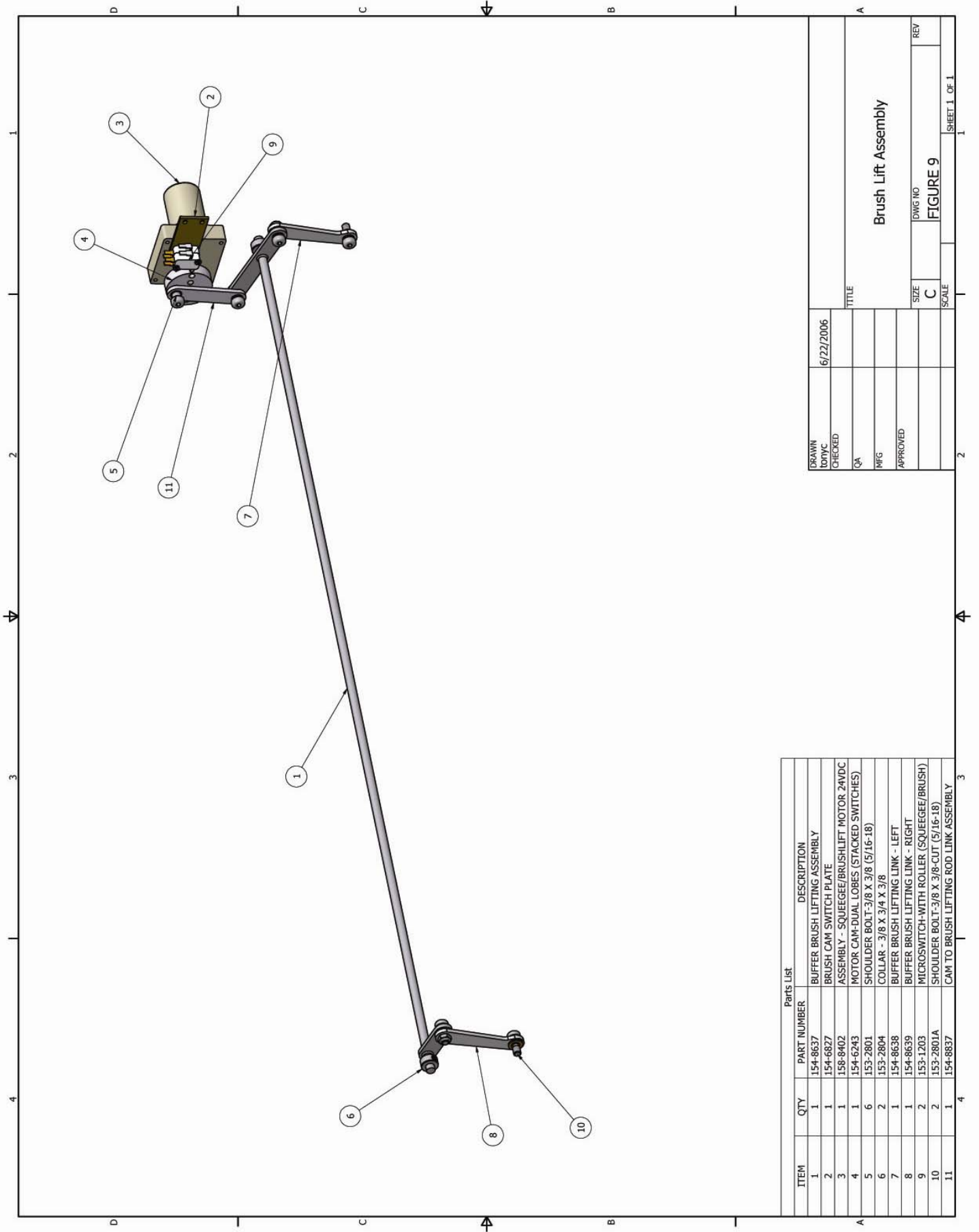
The descriptions below are by item number.

#1 - Buffer Brush Lifting Assembly: This is a stainless steel assembly designed to lift the brush off the lane so it does not transfer conditioner to the backend of the lane.

#2 - Brush Cam Switch Plate: This plate is adjustable and has two roller switches (#9) mounted on it to control the position of the buffer brush.

#3 - 24 Volt DC Brush Lift Motor: This motor runs at 30 RPM to quickly lift and lower the brush.

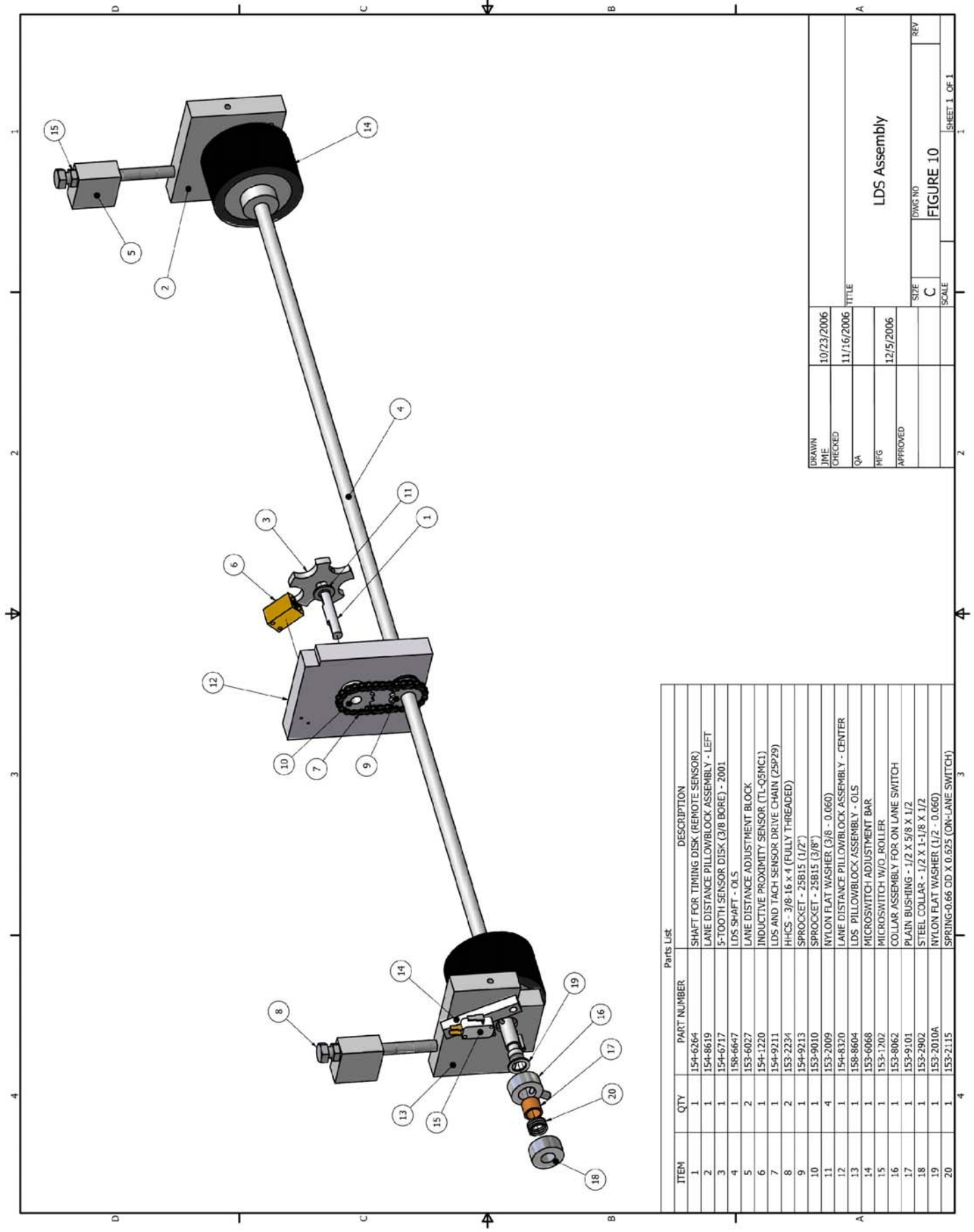
Figure 9 – Brush Lift Assembly



DRAWN	6/22/2006	
CHECKED		
QA		
MFG		
APPROVED		
TITLE		
Brush Lift Assembly		
SIZE		DWG NO
C		FIGURE 9
SCALE		REV
		SHEET 1 OF 1

ITEM	QTY	PART NUMBER	DESCRIPTION
1	1	154-8637	BUFFER BRUSH LIFTING ASSEMBLY
2	1	154-6827	BRUSH CAM SWITCH PLATE
3	1	158-8402	ASSEMBLY - SQUEEGEE/BRUSHLIFT MOTOR 24VDC
4	1	154-6243	MOTOR CAM-DUAL LOBES (STACKED SWITCHES)
5	6	153-2801	SHOULDER BOLT-3/8 X 3/8 (5/16-18)
6	2	153-2804	COLLAR - 3/8 X 3/4 X 3/8
7	1	154-8638	BUFFER BRUSH LIFTING LINK - LEFT
8	1	154-8639	BUFFER BRUSH LIFTING LINK - RIGHT
9	2	153-1203	MICROSWITCH-WITH ROLLER (SQUEEGEE/BRUSH)
10	2	153-2801A	SHOULDER BOLT-3/8 X 3/8-CUT (5/16-18)
11	1	154-8837	CAM TO BRUSH LIFTING ROD LINK ASSEMBLY

Figure 10 – Lane Distance Sensor Assembly



ITEM	QTY	PART NUMBER	DESCRIPTION
1	1	154-6264	SHAFT FOR TIMING DISK (REMOTE SENSOR)
2	1	154-8619	LANE DISTANCE PILLOWBLOCK ASSEMBLY - LEFT
3	1	154-6717	5-TOOTH SENSOR DISK (3/8 BORE) - 2001
4	1	158-6647	LDS SHAFT - OLS
5	2	153-6027	LANE DISTANCE ADJUSTMENT BLOCK
6	1	154-1220	INDUCTIVE PROXIMITY SENSOR (TL-Q5MC1)
7	1	154-9211	LDS AND TACH SENSOR DRIVE CHAIN (25P29)
8	2	153-2234	HHCS - 3/8-16 x 4 (FULLY THREADED)
9	1	154-9213	SPROCKET - 25B15 (1/2")
10	1	153-9010	SPROCKET - 25B15 (3/8")
11	4	153-2009	NYLON FLAT WASHER (3/8 - 0.060)
12	1	154-8320	LANE DISTANCE PILLOWBLOCK ASSEMBLY - CENTER
13	1	158-8604	LDS PILLOWBLOCK ASSEMBLY - OLS
14	1	153-6068	MICROSWITCH ADJUSTMENT BAR
15	1	153-1702	MICROSWITCH W/O ROLLER
16	1	153-8062	COLLAR ASSEMBLY FOR ON LANE SWITCH
17	1	153-9101	PLAIN BUSHING - 1/2 X 5/8 X 1/2
18	1	153-2902	STEEL COLLAR - 1/2 X 1-1/8 X 1/2
19	1	153-2010A	NYLON FLAT WASHER (1/2 - 0.060)
20	1	153-2115	SPRING-0.66 OD X 0.625 (ON-LANE SWITCH)

DRAWN	10/23/2006			
CHECKED	11/16/2006			
QA				
MFG	12/5/2006			
APPROVED				
TITLE				
LDS Assembly				
SIZE	C	DWG NO	FIGURE 10	REV
SCALE				

**This page was left blank to improve
the layout of adjacent pages.**

Figure 11 – Cleaner Assembly

This system uses a peristaltic pump to transfer cleaner to the lane. The descriptions below are by item number.

#1 - Pump Motor: This is a 24 VDC motor that is powered from the battery source. This motor runs in reverse for a second when it backs out of the pin deck.

#4 - Cleaner Pump: Mounted to the left of the cleaner supply tank is the cleaner pump and cleaner volume adjusting potentiometer. The pump operates by three rollers rotating in a plastic housing. The tubing fits in the housing in such a way that the rollers pinch the tubing off completely to create suction.

#5 – Potentiometer: The volume adjusting potentiometer is used to control the speed of the pump motor, which will change the volume output. Clockwise will increase the volume output.

#10 - Cleaner Head: The cleaner head slides back and forth across the **Head Bar (#9)** to apply cleaner to the lane surface. The Cleaner Tip can be removed when changing the duster cloth or when checking the volume output.

#14 - Cleaner Tip: The cleaner tip is also a check valve to hold back the cleaner. *Caution should be used when changing tip. Do not over tighten.*

#30 – In-Line Filter: The in-line filter is another filter used to prevent debris from collecting at the tip and causing drips. Keep an eye on this. Cleaning and changing it regularly prevents clogs.

#38 - Supply Tank: Mounted left of center (on the rear wall) is the cleaner supply tank. The capacity of this tank is approximately 3 gallons (7.1 liters); enough volume to completely clean in excess of 50 lanes. A vent valve prevents a vacuum inside the tank during operation. A float switch is located inside the supply tank to indicate when the cleaner level is getting low.

#39 - Float Switch: This switch will prevent the machine from operating when running low on fluid. It can be bypassed if it fails to operate correctly.

#40 - Tank Filter: This is the first line of defense against debris. **Keep a close eye on this filter.**

Figure 11- Cleaner Assembly

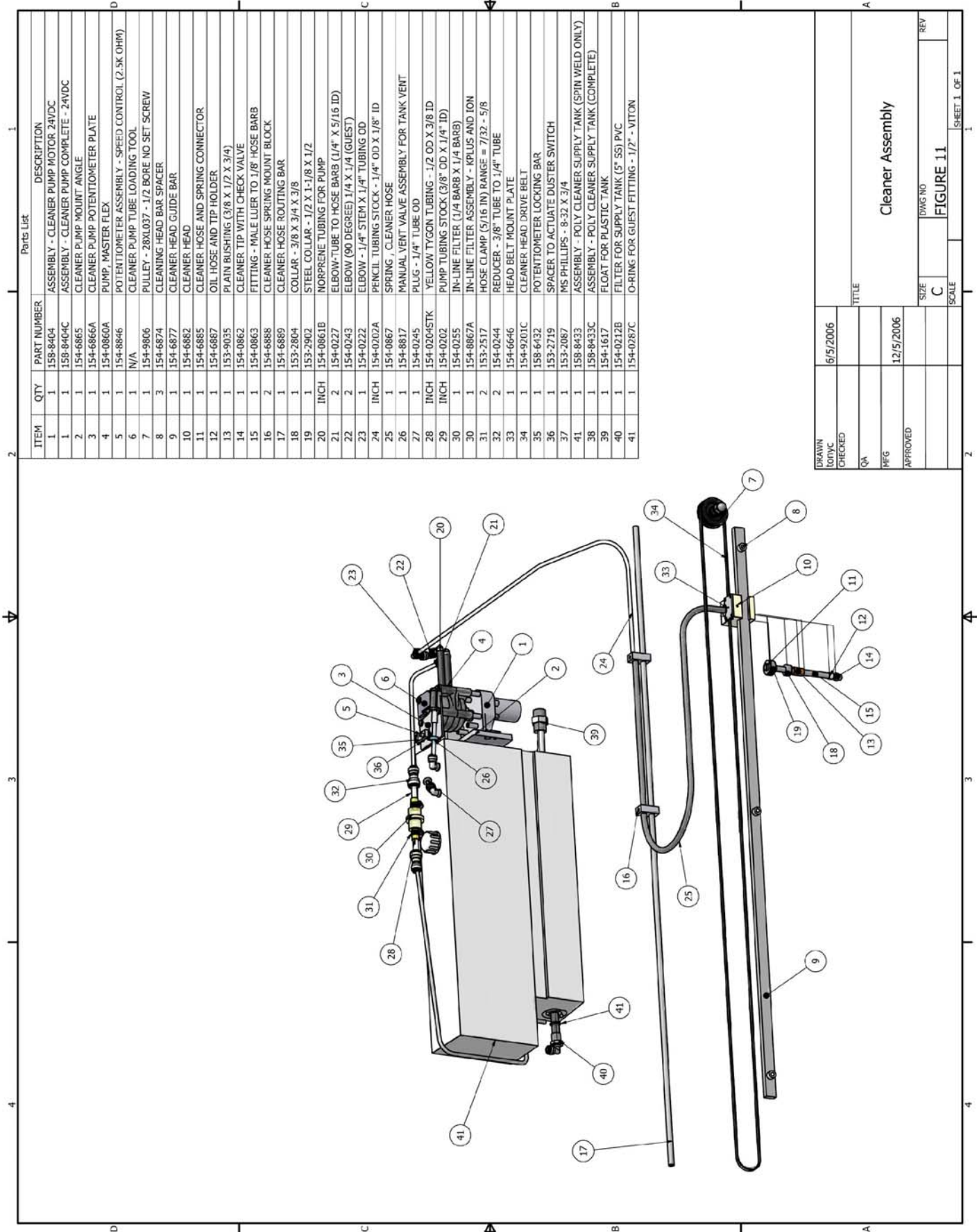
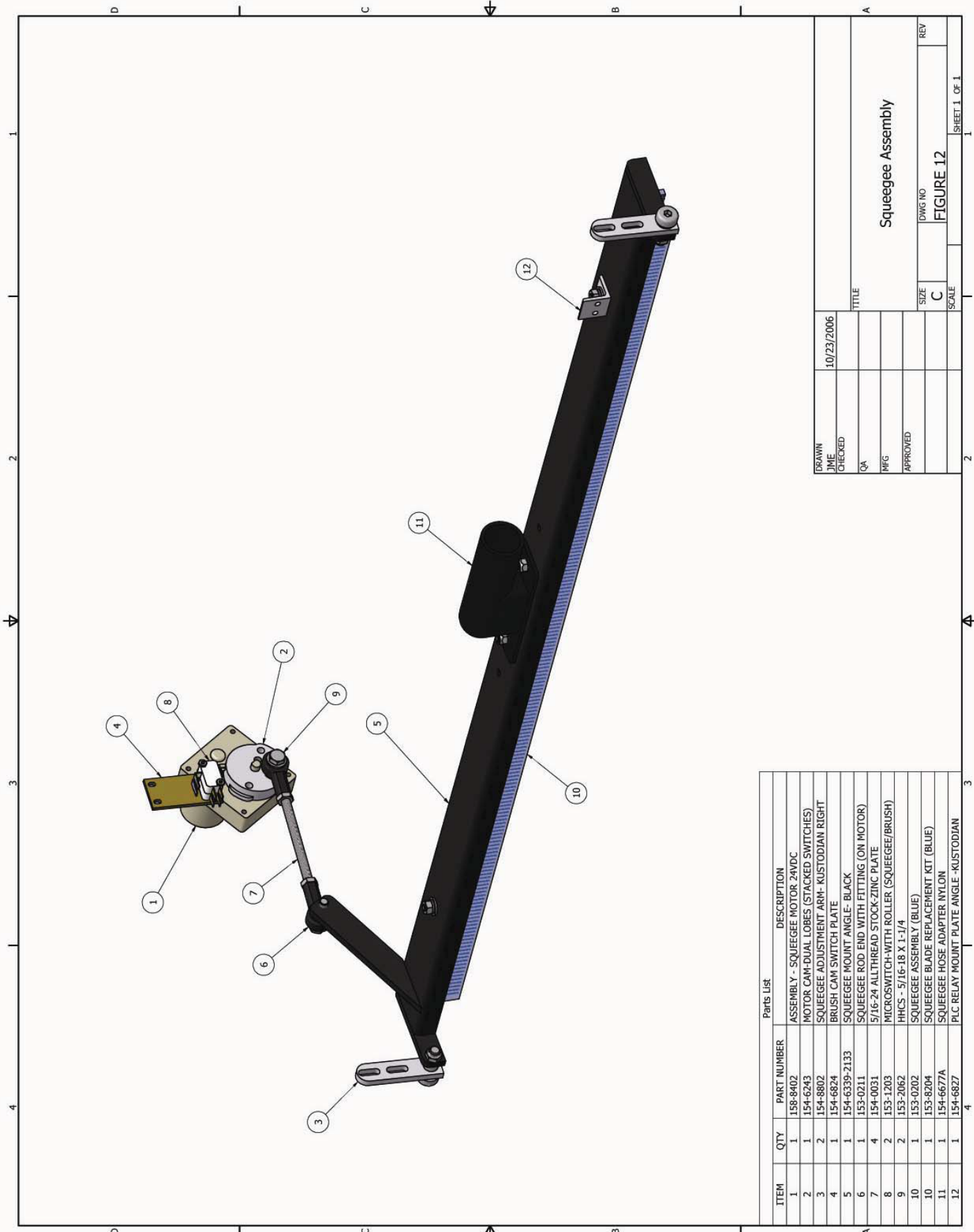


Figure 12 – Squeegee Assembly

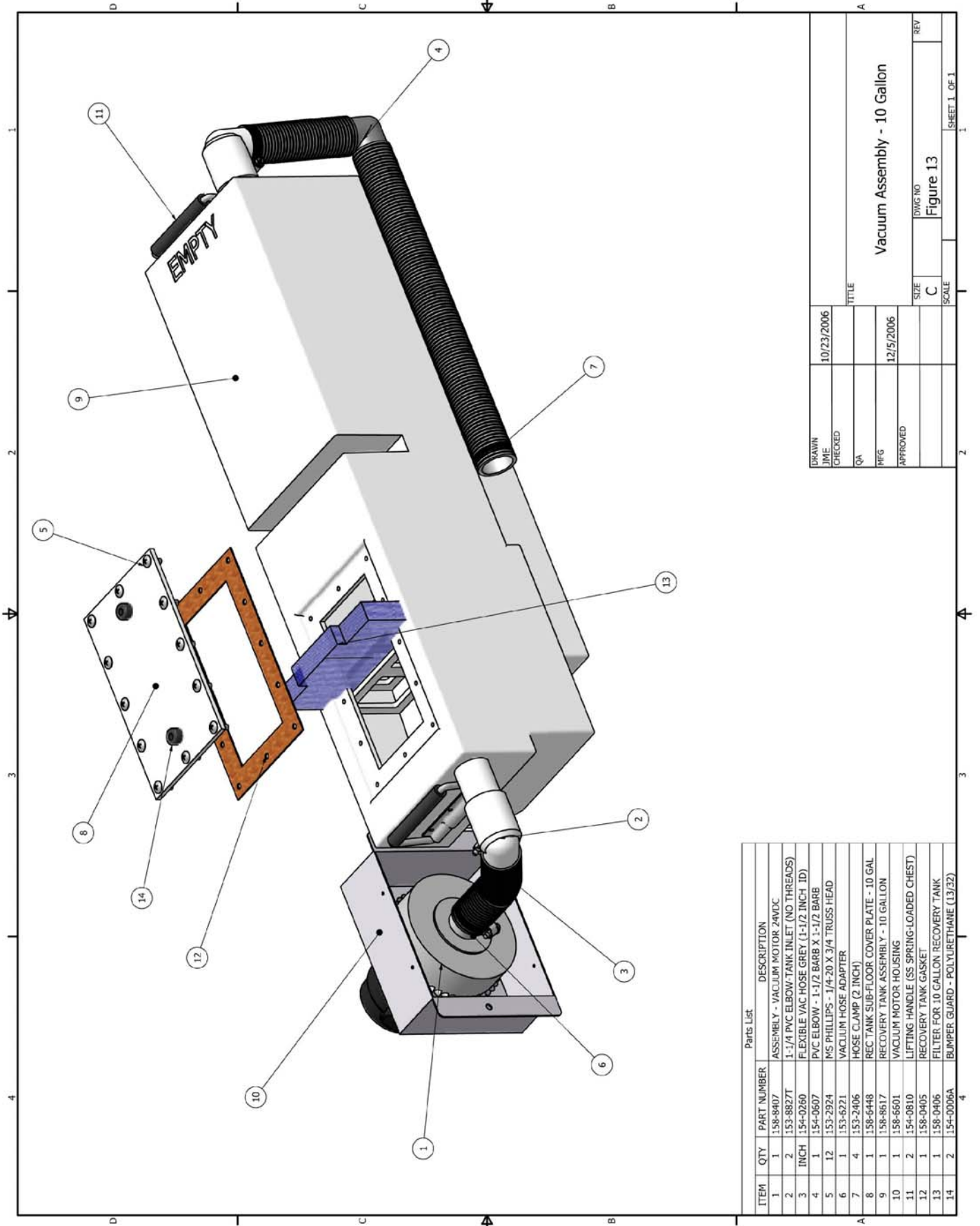


Parts List

ITEM	QTY	PART NUMBER	DESCRIPTION
1	1	158-8402	ASSEMBLY - SQUEEGEE MOTOR 24VDC
2	1	154-6243	MOTOR CAM-DUAL LOBES (STACKED SWITCHES)
3	2	154-8802	SQUEEGEE ADJUSTMENT ARM- KUSTODIAN RIGHT
4	1	154-6824	BRUSH CAM SWITCH PLATE
5	1	154-6339-2133	SQUEEGEE MOUNT ANGLE- BLACK
6	1	153-0211	SQUEEGEE ROD END WITH FITTING (ON MOTOR)
7	4	154-0031	5/16-24 ALLTHREAD STOCK-ZINC PLATE
8	2	153-1203	MICROSWITCH-WITH ROLLER (SQUEEGEE/BRUSH)
9	2	153-2062	HHCS - 5/16-18 X 1-1/4
10	1	153-0202	SQUEEGEE ASSEMBLY (BLUE)
10	1	153-8204	SQUEEGEE BLADE REPLACEMENT KIT (BLUE)
11	1	154-6677A	SQUEEGEE HOSE ADAPTER NYLON
12	1	154-6827	PLC RELAY MOUNT PLATE ANGLE -KUSTODIAN

DRAWN	JME	10/23/2006	
CHECKED	QA		
APPROVED	MFG		
TITLE	Squeegee Assembly		
SIZE	C	DWG NO	FIGURE 12
SCALE		REV	
			SHEET 1 OF 1

Figure 13 – Vacuum Assembly



ITEM	QTY	PART NUMBER	DESCRIPTION
1	1	158-8407	ASSEMBLY - VACUUM MOTOR 24VDC
2	2	153-8827T	1-1/4 PVC ELBOW-TANK INLET (NO THREADS)
3	INCH	154-0260	FLEXIBLE VAC HOSE GREY (1-1/2 INCH ID)
4	1	154-0607	PVC ELBOW - 1-1/2 BARB X 1-1/2 BARB
5	12	153-2924	M5 PHILLIPS - 3/4-20 X 3/4 TRUSS HEAD
6	1	153-6221	VACUUM HOSE ADAPTER
7	4	153-2406	HOSE CLAMP (2 INCH)
8	1	158-6448	REC TANK SUB-FLOOR COVER PLATE - 10 GAL
9	1	158-8617	RECOVERY TANK ASSEMBLY - 10 GALLON
10	1	158-6601	VACUUM MOTOR HOUSING
11	2	154-0810	LIFTING HANDLE (SS SPRING-LOADED CHEST)
12	1	158-0405	RECOVERY TANK GASKET
13	1	158-0406	FILTER FOR 10 GALLON RECOVERY TANK
14	2	154-0006A	BUMPER GUARD - POLYURETHANE (13/32)

DRAWN	10/23/2006	TITLE	Vacuum Assembly - 10 Gallon
CHECKED		DATE	12/5/2006
QA		SIZE	C
FIG		SCALE	
APPROVED		DWG NO	Figure 13
		REV	

Figure 14 – Duster Assembly

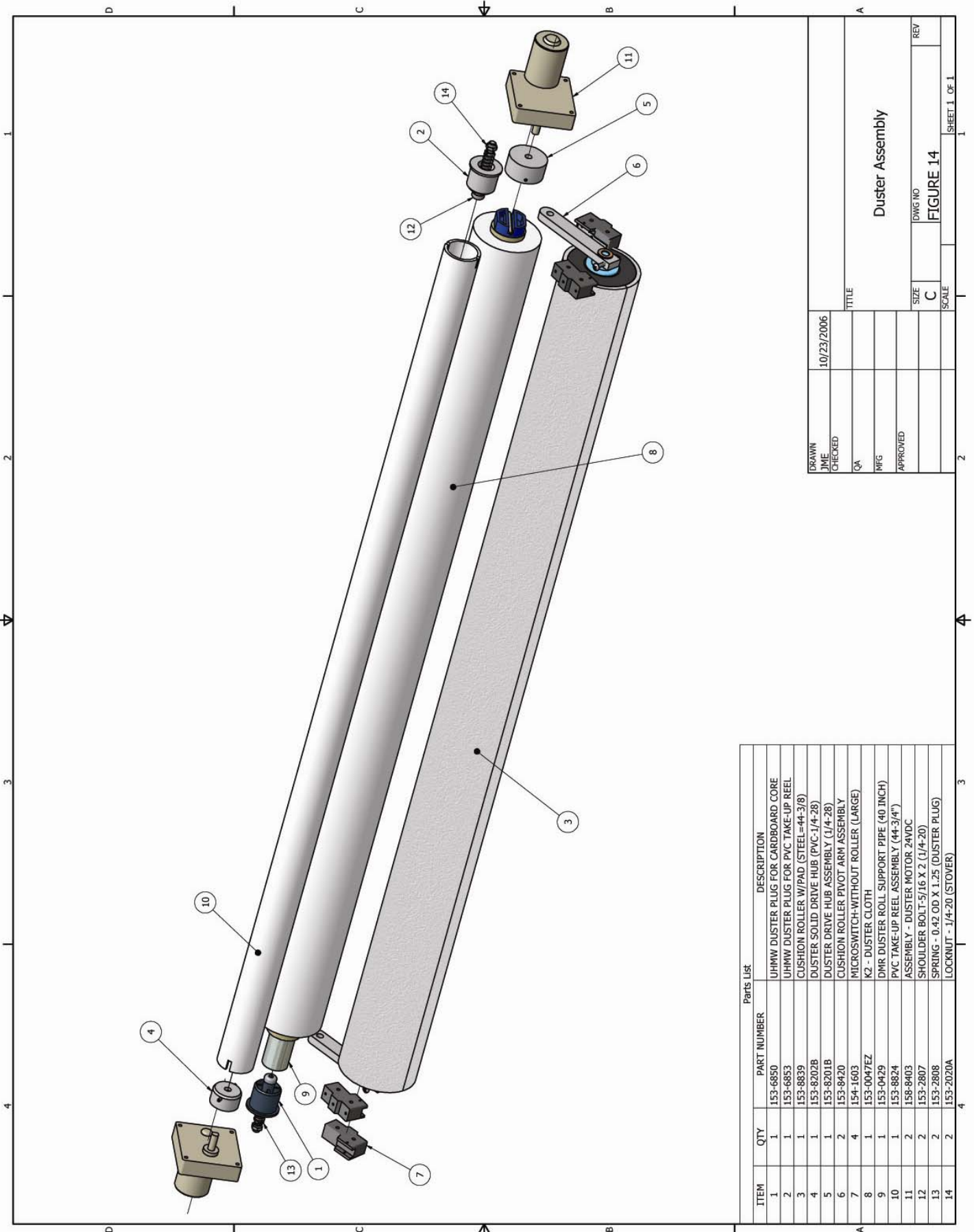
This system wipes the cleaner on the lane, picks up the dust, and traps it in the cloth. The descriptions below are by item number.

#3 - Cushion Roller: The cushion roller with the external pad helps press the cleaning cloth on the lane surface; following the crowns and depressions. The cushion roller rotates as it unwinds and winds up the cloth, making one revolution every 5 or 6 lanes.

#7 - Duster Switch: There are two switches mounted on each side of the machine. These two switches monitor the duster operation. Two possible errors are generated from these switches **D5** or **D6**.

#11 - Duster Motor: There are two 9 RPM DC Motors that operate the duster. The 7-pin side unwinds the cloth and the 10-pin side winds it up. The motors do not have mechanical brakes, but use what is called dynamic braking. With this method of braking, the motor uses the magnetic force in the motor to lock the armature.

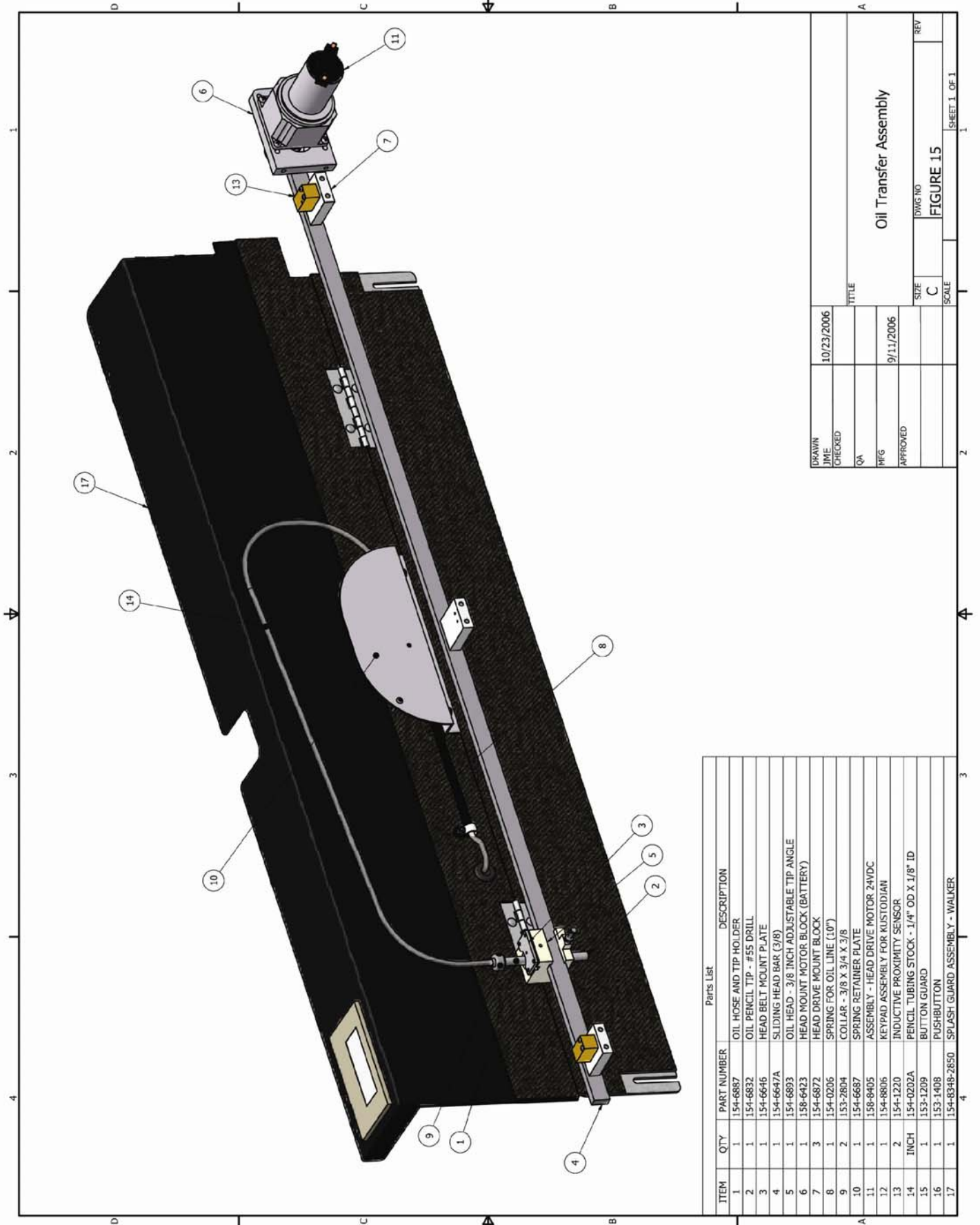
Figure 14 – Duster Assembly



DATE	10/23/2006	TITLE	Duster Assembly
DRAWN		QA	
CHECKED		MFG	
APPROVED		SCALE	C
		SIZE	C
		DWG NO	FIGURE 14
		REV	

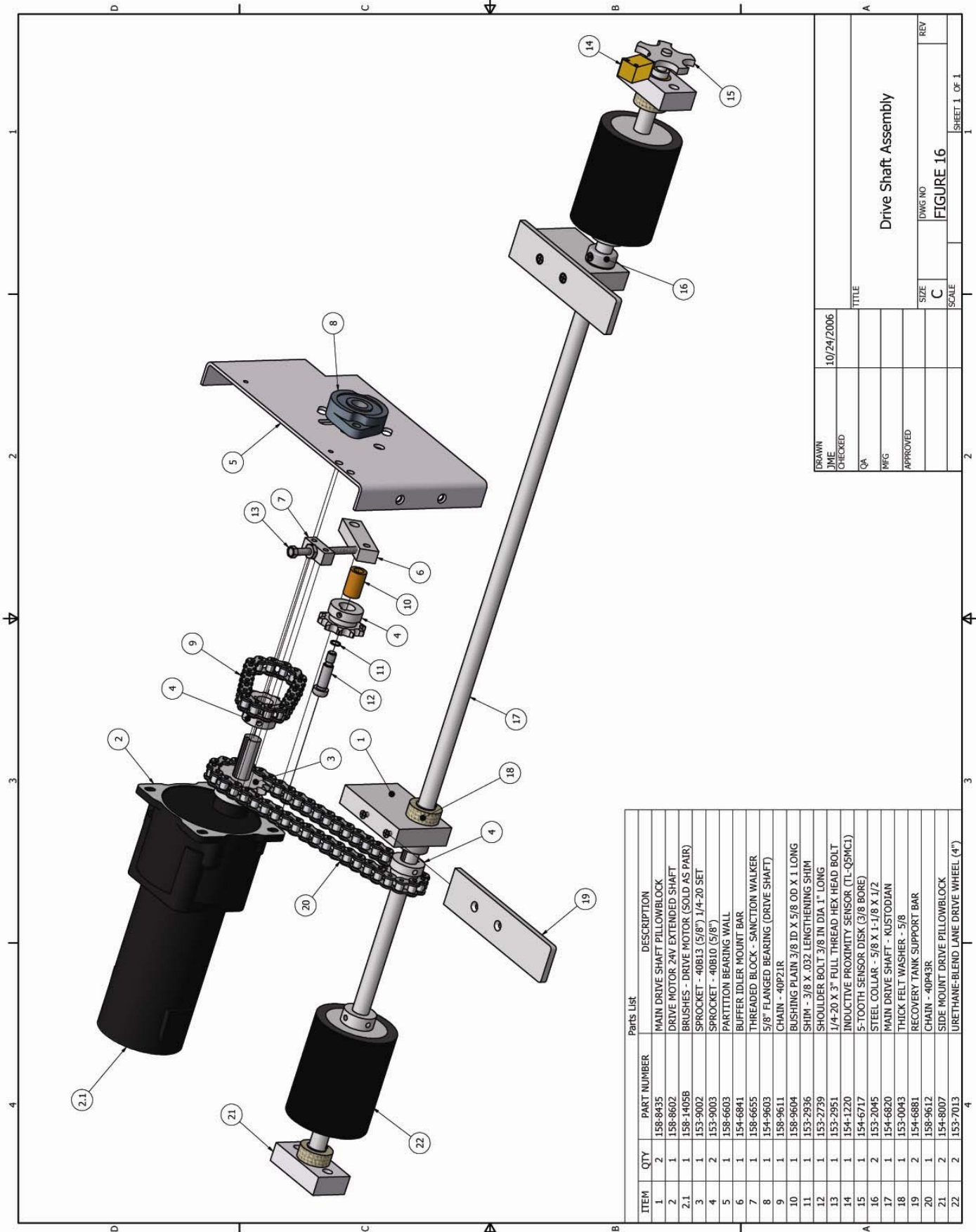
ITEM	QTY	PART NUMBER	DESCRIPTION
1	1	153-6650	UHMW DUSTER PLUG FOR CARDBOARD CORE
2	1	153-6853	UHMW DUSTER PLUG FOR PVC TAKE-UP REEL
3	1	153-8839	CUSHION ROLLER W/PAD (STEEL=44-3/8)
4	1	153-8202B	DUSTER SOLID DRIVE HUB (PVC-1/4-28)
5	1	153-8201B	DUSTER DRIVE HUB ASSEMBLY (1/4-28)
6	2	153-8420	CUSHION ROLLER PIVOT ARM ASSEMBLY
7	4	154-1603	MICROSWITCH-WITHOUT ROLLER (LARGE)
8	1	153-0047EZ	K2 - DUSTER CLOTH
9	1	153-0429	DMR DUSTER ROLL SUPPORT PIPE (40 INCH)
10	1	153-8624	PVC TAKE-UP REEL ASSEMBLY (44-3/4")
11	2	158-8403	ASSEMBLY - DUSTER MOTOR 24VDC
12	2	153-2807	SHOULDER BOLT-5/16 X 2 (1/4-20)
13	2	153-2808	SPRING - 0.42 0.0 X 1.25 (DUSTER PLUG)
14	2	153-2020A	LOCKNUT - 1/4-20 (STOVER)

Figure 15 – Oil Transfer Assembly



ITEM	QTY	PART NUMBER	DESCRIPTION
1	1	154-6887	OIL HOSE AND TIP HOLDER
2	1	154-6832	OIL PENCIL TIP - #55 DRILL
3	1	154-6646	HEAD BELT MOUNT PLATE
4	1	154-6647A	SLIDING HEAD BAR (3/8)
5	1	154-6893	OIL HEAD - 3/8 INCH ADJUSTABLE TIP ANGLE
6	1	158-6423	HEAD MOUNT MOTOR BLOCK (BATTERY)
7	3	154-6872	HEAD DRIVE MOUNT BLOCK
8	1	154-0206	SPRING FOR OIL LINE (10")
9	2	153-2804	COLLAR - 3/8 X 3/4 X 3/8
10	1	154-6687	SPRING RETAINER PLATE
11	1	158-8405	ASSEMBLY - HEAD DRIVE MOTOR 24VDC
12	1	154-8806	KEYPAD ASSEMBLY FOR KUSTODIAN
13	2	154-1220	INDUCTIVE PROXIMITY SENSOR
14	INCH	154-0202A	PENCIL TUBING STOCK - 1/4" OD X 1/8" ID
15	1	153-1209	BUTTON GUARD
16	1	153-1408	PUSHBUTTON
17	1	154-8348-2850	SPLASH GUARD ASSEMBLY - WALKER

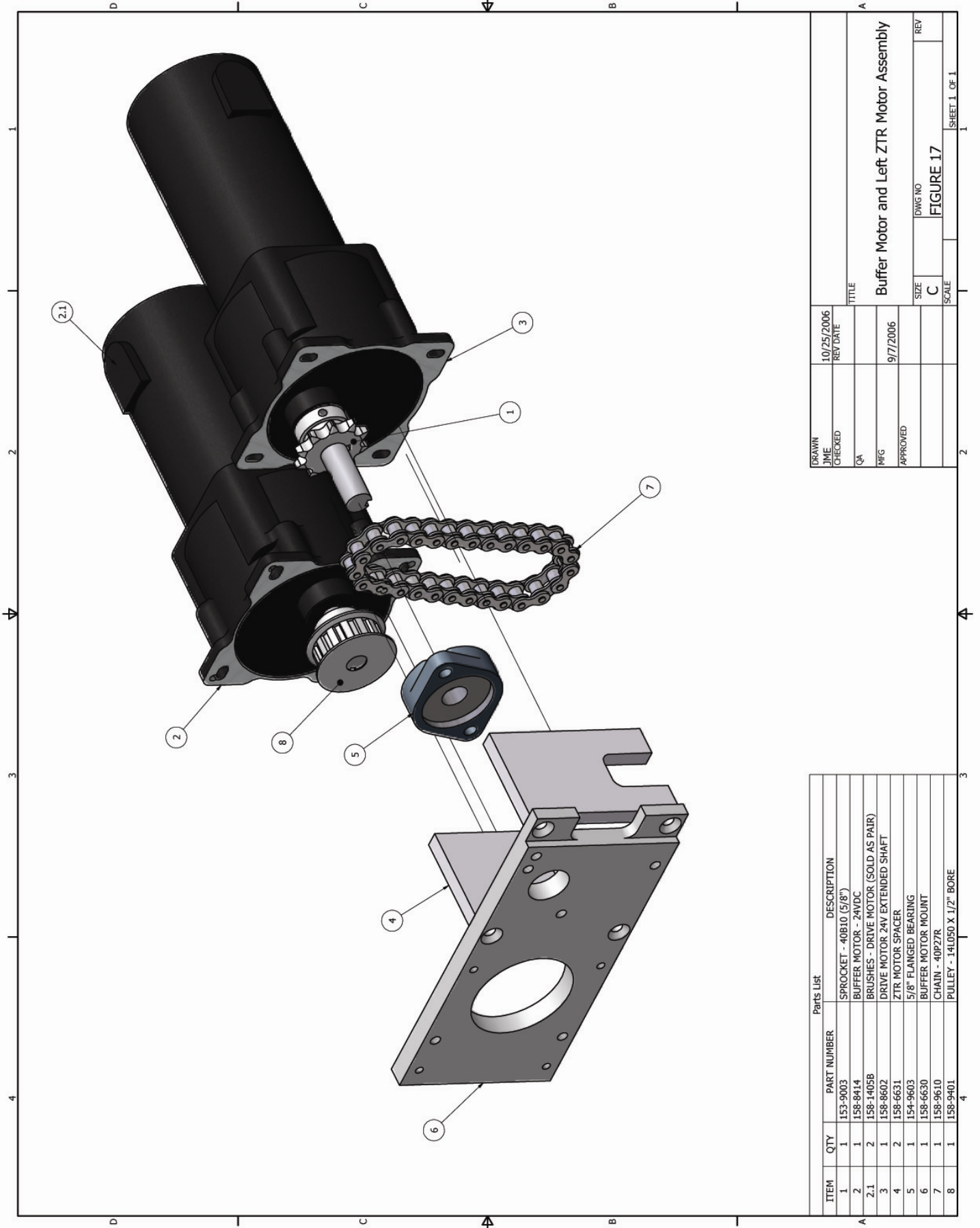
Figure 16 – Drive Shaft Assembly



ITEM	QTY	PART NUMBER	DESCRIPTION
1	2	158-8435	MAIN DRIVE SHAFT PILLOWBLOCK
2	1	158-8602	DRIVE MOTOR 24V EXTENDED SHAFT
2.1	1	158-1405B	BRUSHES - DRIVE MOTOR (SOLD AS PAIR)
3	1	153-9002	SPROCKET - 40B13 (5/8") 1/4-20 SET
4	2	153-9003	SPROCKET - 40B10 (5/8")
5	1	158-6603	PARTITION BEARING WALL
6	1	154-6841	BUFFER IDLER MOUNT BAR
7	1	158-6655	THREADED BLOCK - SANCTION WALKER
8	1	154-9603	5/8" FLANGED BEARING (DRIVE SHAFT)
9	1	158-9611	CHAIN - 40P21R
10	1	158-9604	BUSHING PLAIN 3/8 ID X 5/8 OD X 1 LONG
11	1	153-2936	SHIM - 3/8 X .032 LENGTHENING SHIM
12	1	153-2739	SHOULDER BOLT 3/8 IN DIA 1" LONG
13	1	154-1220	1/4-20 X 3" FULL THREAD HEX HEAD BOLT
14	1	154-1220	INDUCTIVE PROXIMITY SENSOR (TL-Q5MCL)
15	1	154-6717	5-TOOTH SENSOR DISK (3/8 BORE)
16	2	153-2045	STEEL COLLAR - 5/8 X 1-1/8 X 1/2
17	1	154-6820	MAIN DRIVE SHAFT - KUSTODIAN
18	1	153-0043	THICK FELT WASHER - 5/8
19	2	154-6881	RECOVERY TANK SUPPORT BAR
20	1	158-9612	CHAIN - 40P43R
21	2	154-8007	SIDE MOUNT DRIVE PILLOWBLOCK
22	2	153-7013	URETHANE-BLEND LANE DRIVE WHEEL (4")

DATE	10/24/2006	TITLE	Drive Shaft Assembly
DRAWN	JME	SIZE	C
CHECKED	QA	SCALE	
APPROVED	MFG	DWG NO	FIGURE 16
		REV	

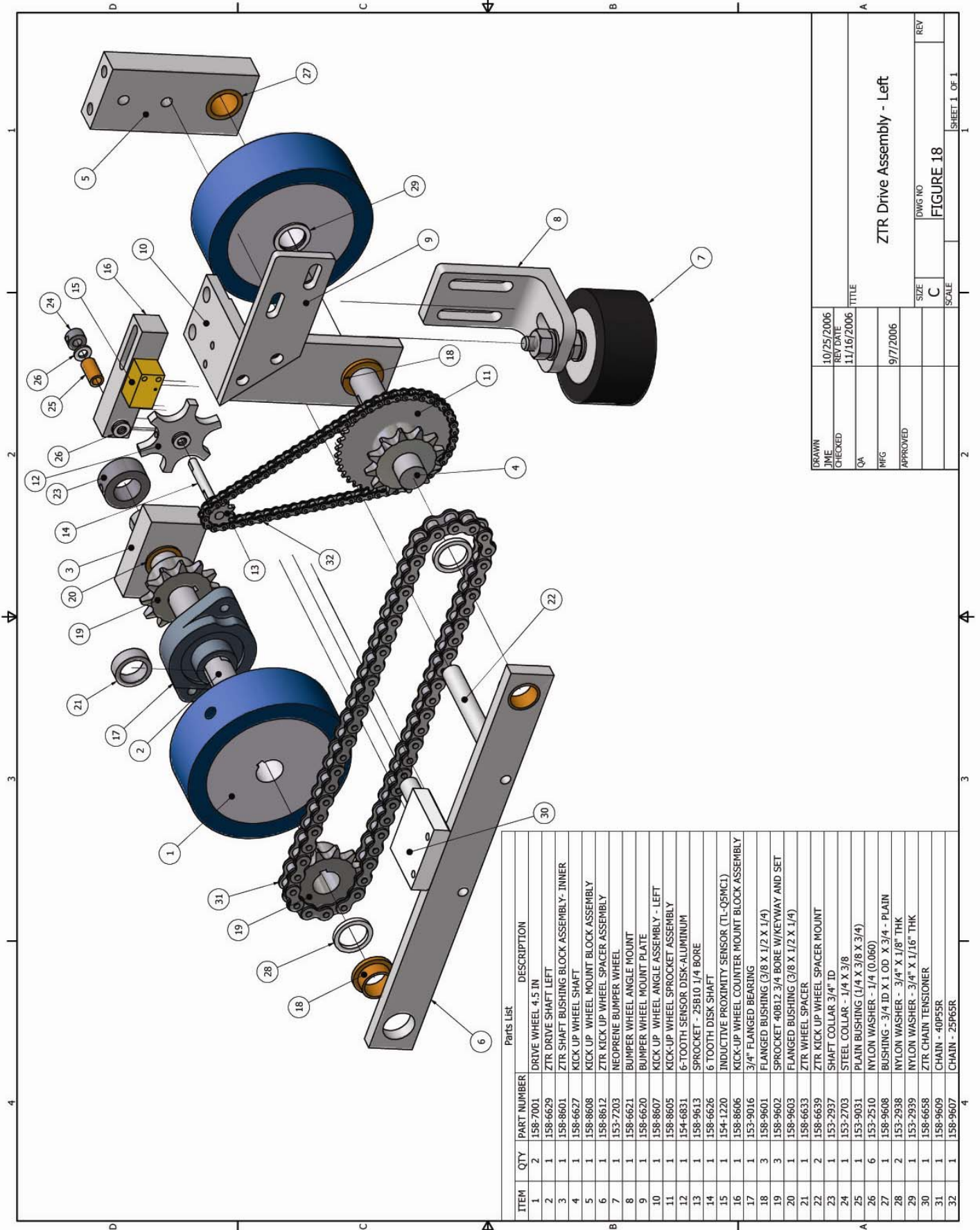
Figure 17 – Buffer Motor and 7-Pin ZTR Motor Assembly



DRAWN	10/25/2006	TITLE	
CHECKED	REV/DATE		
QA		Buffer Motor and Left ZTR Motor Assembly	
MFG	9/7/2006	SIZE	DWG NO
APPROVED		C	FIGURE 17
		SCALE	REV
			SHEET 1 OF 1

ITEM	QTY	PART NUMBER	DESCRIPTION
1	1	153-9003	SPROCKET - 40B10 (5/8")
2	1	158-8414	BUFFER MOTOR - 24VDC
2.1	2	158-1405B	BRUSHES - DRIVE MOTOR (SOLD AS PAIR)
3	1	158-8602	DRIVE MOTOR 24V EXTENDED SHAFT
4	2	158-6631	ZTR MOTOR SPACER
5	1	154-9603	5/8" FLANGED BEARING
6	1	158-6630	BUFFER MOTOR MOUNT
7	1	158-9610	CHAIN - 40P27R
8	1	158-9401	PULLEY - 14L050 X 1/2" BORE

Figure 18 – 7-Pin ZTR Drive Components

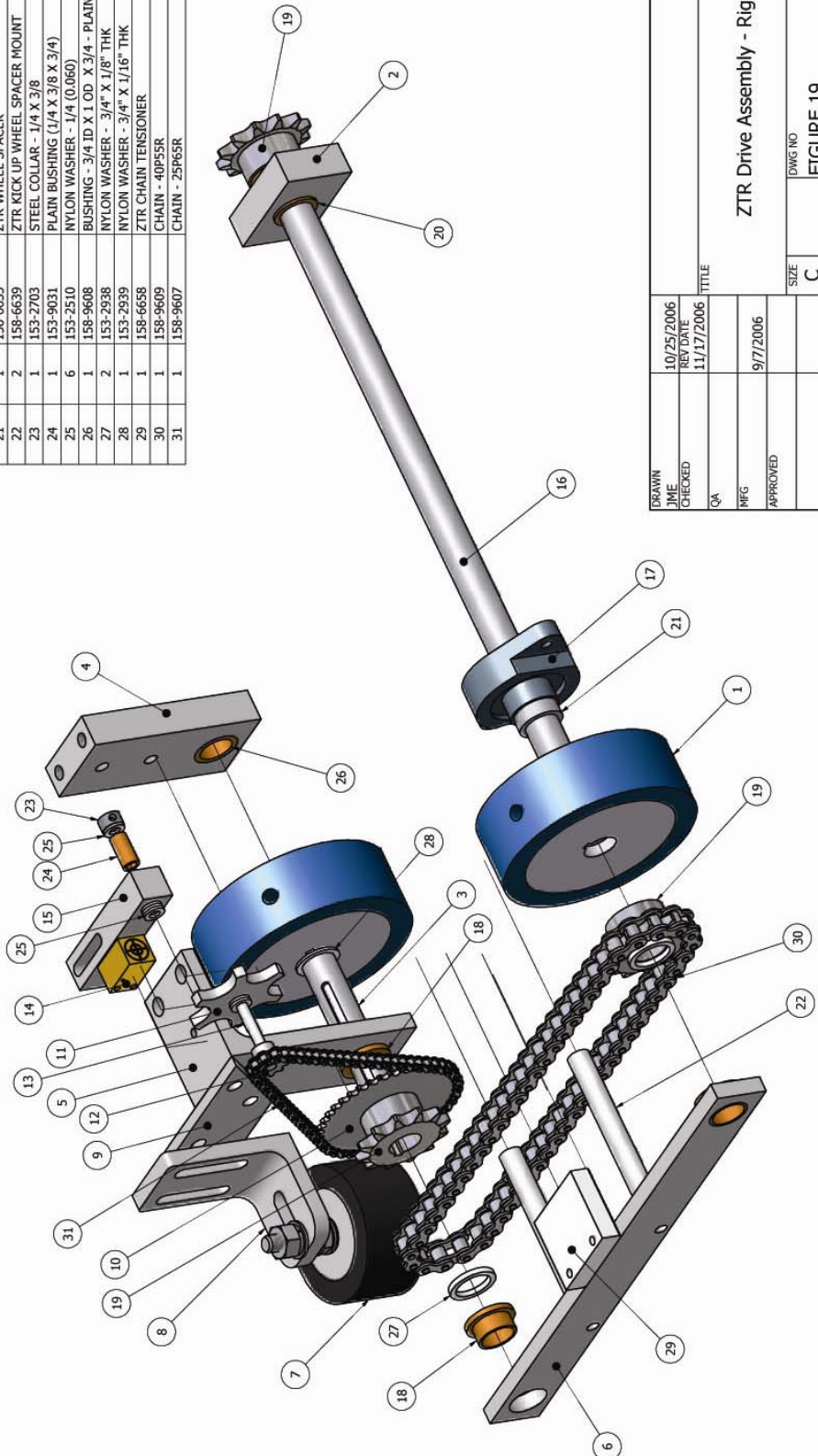


ITEM	QTY	PART NUMBER	DESCRIPTION
1	2	158-7001	DRIVE WHEEL 4.5 IN
2	1	158-6629	ZTR DRIVE SHAFT LEFT
3	1	158-8601	ZTR SHAFT BUSHING BLOCK ASSEMBLY - INNER
4	1	158-6627	KICK UP WHEEL SHAFT
5	1	158-8608	KICK UP WHEEL MOUNT BLOCK ASSEMBLY
6	1	158-8612	ZTR KICK UP WHEEL SPACER ASSEMBLY
7	1	153-7203	NEOPRENE BUMPER WHEEL
8	1	158-6621	BUMPER WHEEL ANGLE MOUNT
9	1	158-6620	BUMPER WHEEL MOUNT PLATE
10	1	158-8607	KICK UP WHEEL ANGLE ASSEMBLY - LEFT
11	1	158-8605	KICK-UP WHEEL SPROCKET ASSEMBLY
12	1	154-6831	6-TOOTH SENSOR DISK-ALUMINUM
13	1	158-9613	SPROCKET - 25B10 1/4 BORE
14	1	158-6626	6 TOOTH DISK SHAFT
15	1	154-1220	INDUCTIVE PROXIMITY SENSOR (TL-Q5MC1)
16	1	158-8606	KICK-UP WHEEL COUNTER MOUNT BLOCK ASSEMBLY
17	1	153-9016	3/4" FLANGED BEARING
18	3	158-9601	FLANGED BUSHING (3/8 X 1/2 X 1/4)
19	3	158-9602	SPROCKET 40B12 3/4 BORE W/KEYWAY AND SET
20	1	158-9603	FLANGED BUSHING (3/8 X 1/2 X 1/4)
21	1	158-6633	ZTR WHEEL SPACER
22	2	158-6639	ZTR KICK UP WHEEL SPACER MOUNT
23	1	153-2937	SHAFT COLLAR 3/4" ID
24	1	153-2703	STEEL COLLAR - 1/4 X 3/8
25	1	153-9031	PLAIN BUSHING (1/4 X 3/8 X 3/4)
26	6	153-2510	NYLON WASHER - 1/4 (0.060)
27	1	158-9608	BUSHING - 3/4 ID X 1.00 X 3/4 - PLAIN
28	2	153-2938	NYLON WASHER - 3/4" X 1/8" THK
29	1	153-2939	NYLON WASHER - 3/4" X 1/16" THK
30	1	158-6658	ZTR CHAIN TENSIONER
31	1	158-9609	CHAIN - 40P55R
32	1	158-9607	CHAIN - 25P65R

DRAWN	10/25/2006	TITLE	ZTR Drive Assembly - Left
CHECKED	11/16/2006	SIZE	C
QA	9/7/2006	SCALE	
MFG		DWG NO	FIGURE 18
APPROVED		REV	

Figure 19 – 10-Pin ZTR Drive Components

ITEM	QTY	PART NUMBER	DESCRIPTION
1	1	158-7001	DRIVE WHEEL 4.5 IN
2	1	158-8601	ZTR SHAFT BUSHING BLOCK ASSEMBLY - INNER
3	1	158-6627	KICK UP WHEEL SHAFT
4	1	158-8608	KICK UP WHEEL MOUNT BLOCK ASSEMBLY
5	1	158-8609	KICK UP WHEEL ANGLE ASSEMBLY - RIGHT
6	1	158-8612	ZTR KICK UP WHEEL SPACER ASSEMBLY
7	1	153-7203	NEOPRENE BUMPER WHEEL
8	1	158-6621	BUMPER WHEEL ANGLE MOUNT
9	1	158-6620	BUMPER WHEEL MOUNT PLATE
10	1	158-8605	KICK-UP WHEEL SPROCKET ASSEMBLY
11	1	154-6831	6-TOOTH SENSOR DISK-ALUMINUM
12	1	158-9613	SPROCKET - 25B10 1/4 BORE
13	1	158-6626	6 TOOTH DISK SHAFT
14	1	154-1220	INDUCTIVE PROXIMITY SENSOR (TL-Q5MCL)
15	1	158-8606	KICK-UP WHEEL COUNTER MOUNT BLOCK ASSEMBLY
16	1	158-6628	ZTR DRIVE SHAFT RIGHT
17	1	153-9016	3/4" FLANGED BEARING
18	3	158-9601	FLANGED BUSHING (3/8 X 1/2 X 1/4)
19	3	158-9602	SPROCKET 40B12 3/4 BORE W/KEYWAY AND SET
20	1	158-9603	FLANGED BUSHING (3/8 X 1/2 X 1/4)
21	1	158-6633	ZTR WHEEL SPACER
22	2	158-6639	ZTR KICK UP WHEEL SPACER MOUNT
23	1	153-2703	STEEL COLLAR - 1/4 X 3/8
24	1	153-9031	PLAIN BUSHING (1/4 X 3/8 X 3/4)
25	6	153-2510	NYLON WASHER - 1/4 (0.060)
26	1	158-9608	BUSHING - 3/4 ID X 1 OD X 3/4 - PLAIN
27	2	153-2938	NYLON WASHER - 3/4" X 1/8" THK
28	1	153-2939	NYLON WASHER - 3/4" X 1/16" THK
29	1	158-6658	ZTR CHAIN TENSIONER
30	1	158-9609	CHAIN - 40P55R
31	1	158-9607	CHAIN - 25P65R



DRAWN	10/25/2006	TITLE	ZTR Drive Assembly - Right
CHECKED	11/17/2006	REV	
QA		SIZE	C
MFG	9/7/2006	DWG NO	FIGURE 19
APPROVED		SCALE	
		SHEET	1 OF 1

Wiring Diagrams

The following diagrams show wiring schematics for this lane machine. If you have any questions please call 863-734-0200 or email tech@kegel.net.

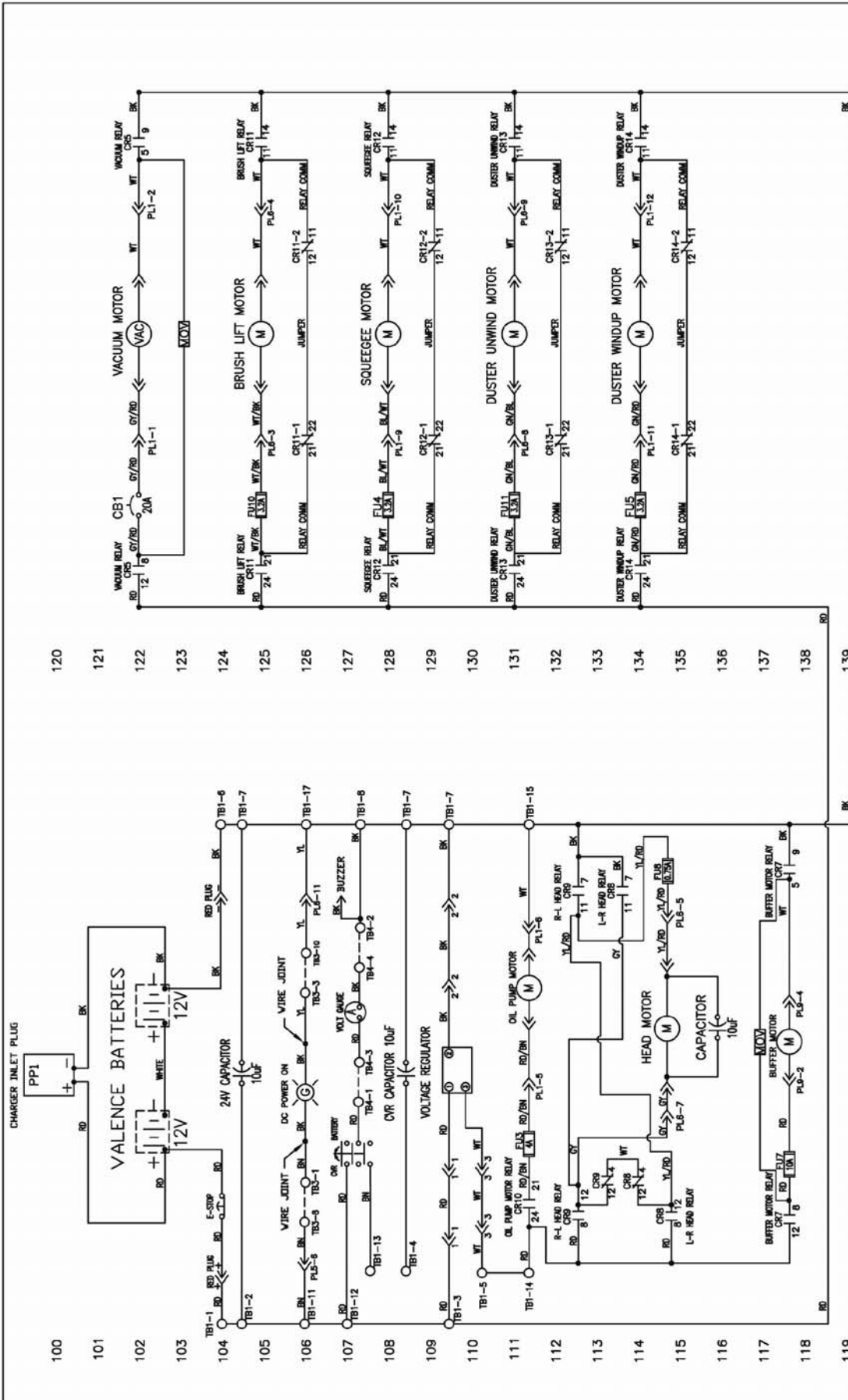
General Diagrams:

- Motor Wiring
- Output Wiring
- Input Wiring
- Speed Control Wiring
- Terminal Block Layout

Detailed Diagrams:

- Batteries & E-Stop Wiring
- Voltage Regulator Wiring
- Vacuum Motor Wiring
- Squeegee Motor and Switch Wiring
- Speed Tachometer and Lane Distance Sensor Wiring
- Bumper and Whisker Switch Wiring
- Brush Lift Motor and Switch Wiring
- Buffer Motor Wiring
- Conditioner Pump and Float Wiring
- Duster Unwind Motor Wiring
- Duster Wind-Up and Switch Wiring
- Conditioning/Cleaning Head Directional Proximity Switch Wiring
- Conditioning/Cleaning Head Motor Wiring
- 7-Pin & 10-Pin Approach Distance Sensor Wiring
- Left to Right & Right to Left Head Proximity Sensor Wiring
- LCD Voltmeter Switch Wiring
- Presoak and Cleaner Float Wiring
- Cleaner Pump Motor Speed Control Wiring

Motor Wiring



120 VACUUM RELAY CR1 12 1 9 BK

121 VACUUM MOTOR (M) WT BK

122 BRUSH LIFT RELAY CR11 24 2 11 BK

123 BRUSH LIFT MOTOR (M) WT BK

124 SQUEEZE RELAY CR12 24 2 11 BK

125 SQUEEZE MOTOR (M) WT BK

126 DUSTER UNWIND RELAY CR13 24 2 11 BK

127 DUSTER UNWIND MOTOR (M) WT BK

128 DUSTER WINDUP RELAY CR14 24 2 11 BK

129 DUSTER WINDUP MOTOR (M) WT BK

130 BUZZER BK

131 VOLTAGE REGULATOR BK

132 CAPACITOR 10UF BK

133 BUFFER MOTOR RELAY CR7 12 1 8 BK

134 BUFFER MOTOR (M) WT BK

135 BUFFER MOTOR RELAY CR8 12 1 8 BK

136 BUFFER MOTOR (M) WT BK

137 BUFFER MOTOR RELAY CR9 12 1 8 BK

138 BUFFER MOTOR (M) WT BK

139 BUFFER MOTOR RELAY CR10 12 1 8 BK

140 BUFFER MOTOR (M) WT BK

100 CHARGER INLET PLUG PPI

101 VALENCE BATTERIES 12V

102 24V CAPACITOR 10UF

103 VIRE JOINT DC POWER ON

104 VIRE JOINT

105 VOLTAGE REGULATOR

106 CAPACITOR 10UF

107 BUZZER

108 VOLTAGE REGULATOR

109 VOLTAGE REGULATOR

110 OIL PUMP MOTOR (M) WT BK

111 OIL PUMP MOTOR RELAY CR10 24 2 11 BK

112 R-L HEAD RELAY CR9 12 1 8 BK

113 R-L HEAD RELAY CR8 12 1 8 BK

114 L-R HEAD RELAY CR7 12 1 8 BK

115 HEAD MOTOR (M) WT BK

116 CAPACITOR 10UF

117 BUFFER MOTOR RELAY CR7 12 1 8 BK

118 BUFFER MOTOR (M) WT BK

15 PINOUT

1	2	3	4	5	6	7	8	9	10	11	12	13	14	15
---	---	---	---	---	---	---	---	---	----	----	----	----	----	----

12 PINOUT

1	2	3	4	5	6	7	8	9	10	11	12
---	---	---	---	---	---	---	---	---	----	----	----

9 PINOUT

1	2	3	4	5	6	7	8	9
---	---	---	---	---	---	---	---	---

6 PINOUT

1	2	3	4	5	6
---	---	---	---	---	---

5 PINOUT

1	2	3	4	5
---	---	---	---	---

LEGEND

- PL1 - MAIN PLUG - 10-PIN SIDE (15)
- PL2 - DRIVE SPEED BOARD PLUG (6)
- PL3 - PLC INPUT PLUG - 10-PIN SIDE (9)
- PL4 - PLC INPUT PLUG - 7-PIN SIDE (12)
- PL5 - MAIN PLUG - 7-PIN SIDE (15)
- PL6 - BUFFER MOTOR RELAY 10-PIN SIDE (6)
- PL9 - BUFFER MOTOR (5)
- TB1 - TERMINAL BLOCK 1 (MAIN)
- TB2 - TERMINAL BLOCK 2 (10-PIN SIDE)
- TB3 - TERMINAL BLOCK 3 (7-PIN SIDE)
- TB4 - TERMINAL BLOCK 4 (UNDER PLC PLATE)
- PPI - CHARGING PLUG

DESCRIPTION

CR1 - VACUUM MOTOR 20A
 CR2 - ZTR DIRECTIONAL RELAY
 CR3 - 10-PIN SIDE WHISKER RELAY
 CR4 - 7-PIN SIDE WHISKER RELAY
 CR5 - VACUUM MOTOR RELAY
 CR6 - CLEANER MOTOR RELAY
 CR7 - L-R HEAD RELAY
 CR8 - R-L OIL HEAD RELAY
 CR9 - R-L OIL HEAD RELAY
 CR10 - OIL LIFT MOTOR RELAY
 CR11 - BRUSH LIFT MOTOR RELAY
 CR12 - SQUEEZE MOTOR RELAY
 CR13 - DUSTER UNWIND RELAY
 CR14 - DUSTER WINDUP RELAY
 CR15 - WHISKER MOTOR RELAY
 CR16 - FORWARD DRIVE RELAY
 CR17 - REVERSE DRIVE RELAY

REV LTR DATE DESCRIPTION

MATERIAL

DATE: 01/05/07
 APPROVED: JERRY WALKER
 HFG: C
 DOC: 17-5500
 REV: 1 OF 5

DESCRIPTION

KEGEL
 KUSTODIAN WALKER
 MOTOR WIRING SCHEMATIC
 SIZE: NOT SCALE
 DRAWING NUMBER: 17-5500

Input Wiring

NOTE: WHEN POWER IS APPLIED TO THE MACHINE THE INPUTS DESIGNATED WITH ** MUST BE ON TO START.

- REF:
 0CH-04
 1CH-01
 1CH-02
 1CH-03

300

301

302

303

304

305

306

307

308

309

310

311

312

313

314

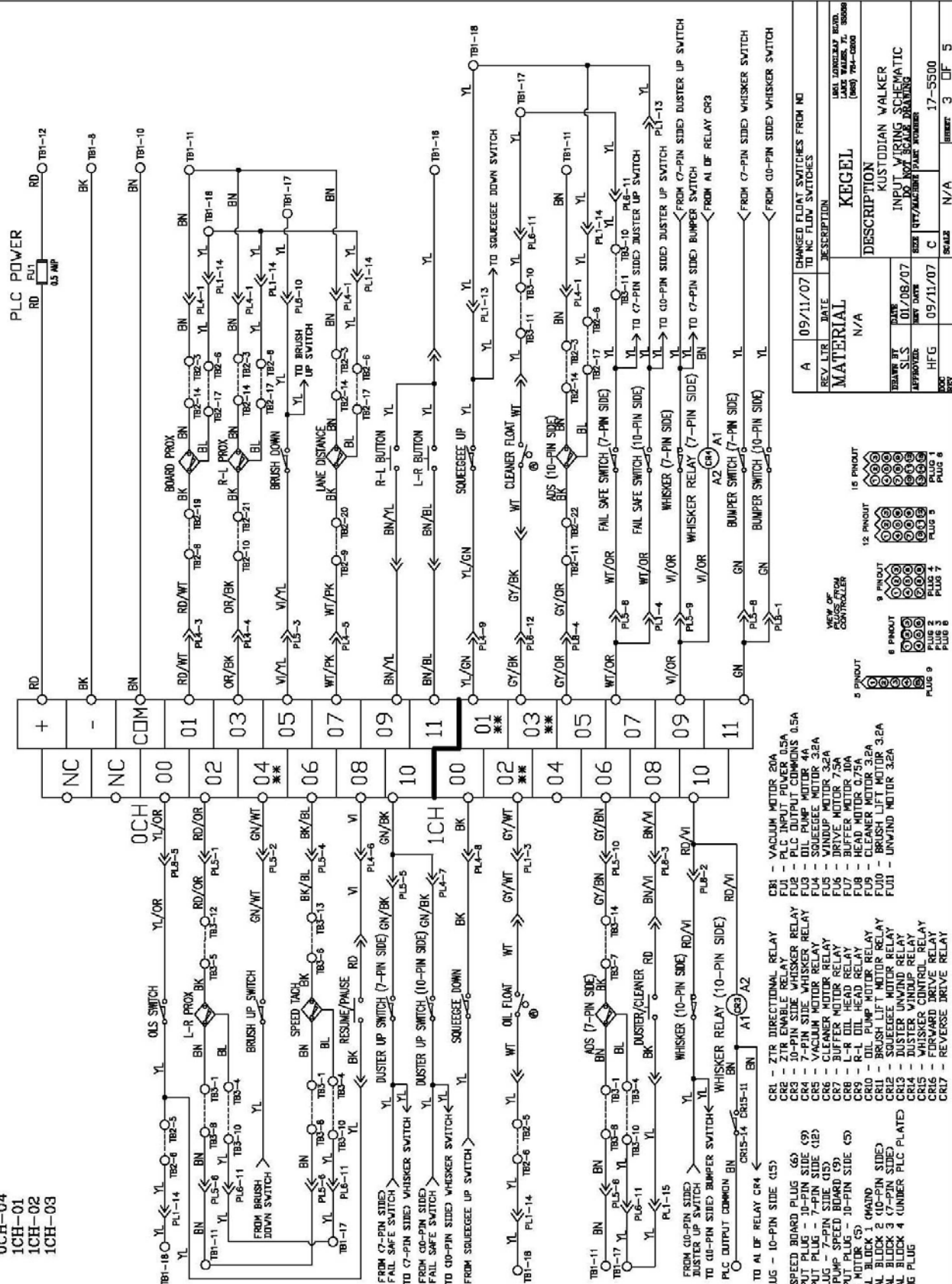
315

316

317

318

319

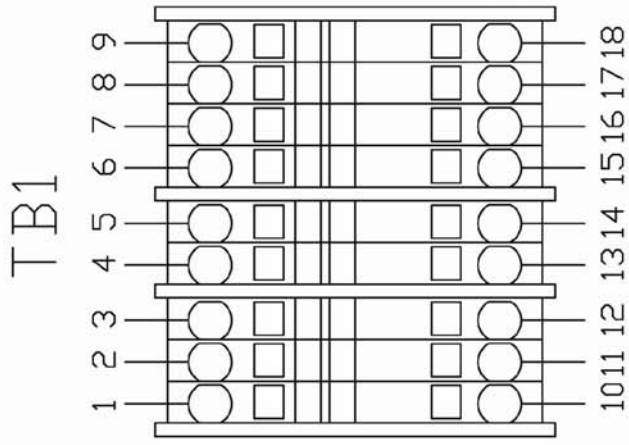
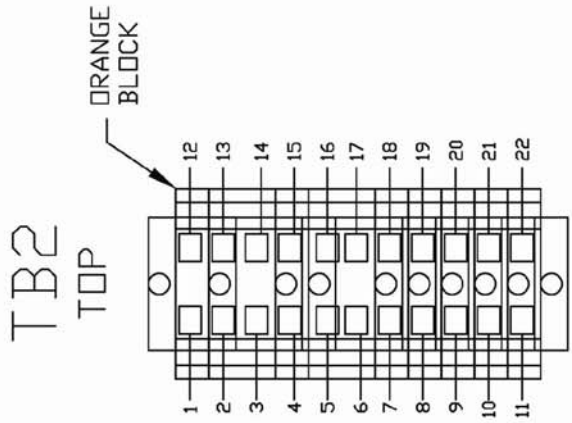
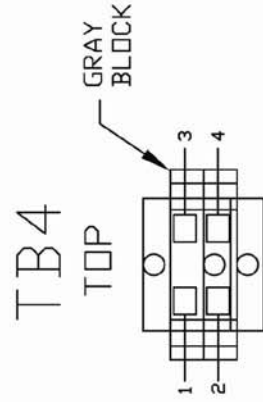
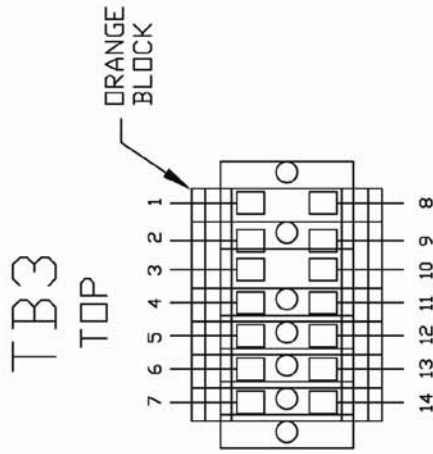


REV. LTR.	DATE	DESCRIPTION
A	09/11/07	CHANGED FLOAT SWITCHES FROM NO TO NC FLOW SWITCHES

MATERIAL		DESCRIPTION	
ISSUED BY	SLS	DATE	01/06/07
APPROVED BY		DATE	
DOC NO.	HFG	REV. DATE	09/11/07
REV. DATE		SCALE	N/A
REV. BY		REV. NO.	3
		REV. OF	5

REV. LTR.	DATE	DESCRIPTION
		KEGEL
		KUSTODIAN WALKER
		INPUT WIRING SCHEMATIC
		DO NOT SCALE DRAWING
		SIZE (BY QUANTITY) PART NUMBER
		C
		17-5500

Terminal Block Layout



LEGEND

- PL1 - MAIN PLUG - 10-PIN SIDE (15)
- PL2 - DRIVE SPEED BOARD PLUG (6)
- PL3 - PLC INPUT PLUG - 10-PIN SIDE (9)
- PL4 - PLC INPUT PLUG - 7-PIN SIDE (12)
- PL5 - MAIN PLUG - 7-PIN SIDE (15)
- PL7 - WATER PUMP SPEED BOARD (9)
- PL8 - PLC INPUT PLUG - 10-PIN SIDE (6)
- PL9 - MAIN PLUG (15)
- TB1 - TERMINAL BLOCK 1 (MAIN)
- TB2 - TERMINAL BLOCK 2 (10-PIN SIDE)
- TB3 - TERMINAL BLOCK 3 (7-PIN SIDE)
- TB4 - TERMINAL BLOCK 4 (UNDER PLC PLATE)
- PP1 - CHARGING PLUG

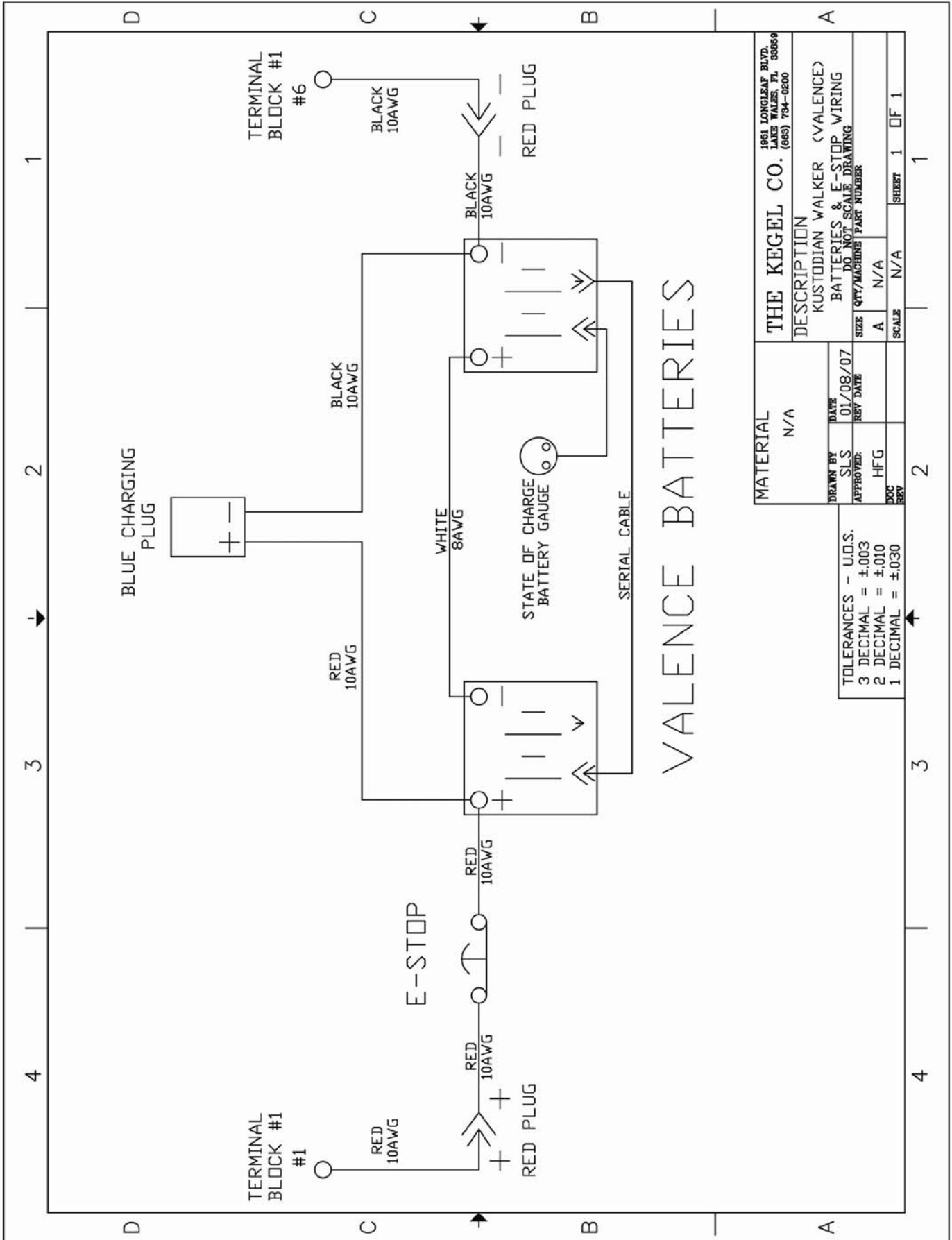
- CR1 - ZTR DISIRECTIONAL RELAY
- CR2 - ZTR ENABLE RELAY
- CR3 - 10-PIN SIDE WHISKER RELAY
- CR4 - 7-PIN SIDE WHISKER RELAY
- CR5 - VACUUM MOTOR RELAY
- CR6 - CLEANER MOTOR RELAY
- CR7 - BUFFER MOTOR RELAY
- CR8 - L-R OIL HEAD RELAY
- CR9 - OIL PUMP MOTOR RELAY
- CR10 - OIL PUMP MOTOR RELAY
- CR11 - BRUSH LIFT MOTOR RELAY
- CR12 - SQUEEGEE MOTOR RELAY
- CR13 - DUSTER UNWIND RELAY
- CR14 - DUSTER VINDUP RELAY
- CR15 - WHISKER CONTROL RELAY
- CR16 - FORWARD DRIVE RELAY
- CR17 - REVERSE DRIVE RELAY

- 9 PINOUT PLUG 9
- 6 PINOUT PLUG 2 PLUG 8
- 9 PINOUT PLUG 3 PLUG 7
- 9 PINOUT PLUG 4 PLUG 5
- 13 PINOUT PLUG 6
- 15 PINOUT PLUG 1

NEW PC PLUGS FROM CONTROLLER

REV. LTR	DATE	DESCRIPTION
		KEGEL
		DESCRIPTION
		KEGEL
		KUSTODIAN WALKER
		TERMINAL BLOCK LAYOUT
		DO NOT SCALE DRAWING
		SEE 07/MACHINE PART NUMBER
		C
		SCALE N/A
		17-5500
		SHEET 5 OF 5

Batteries and E-Stop Wiring

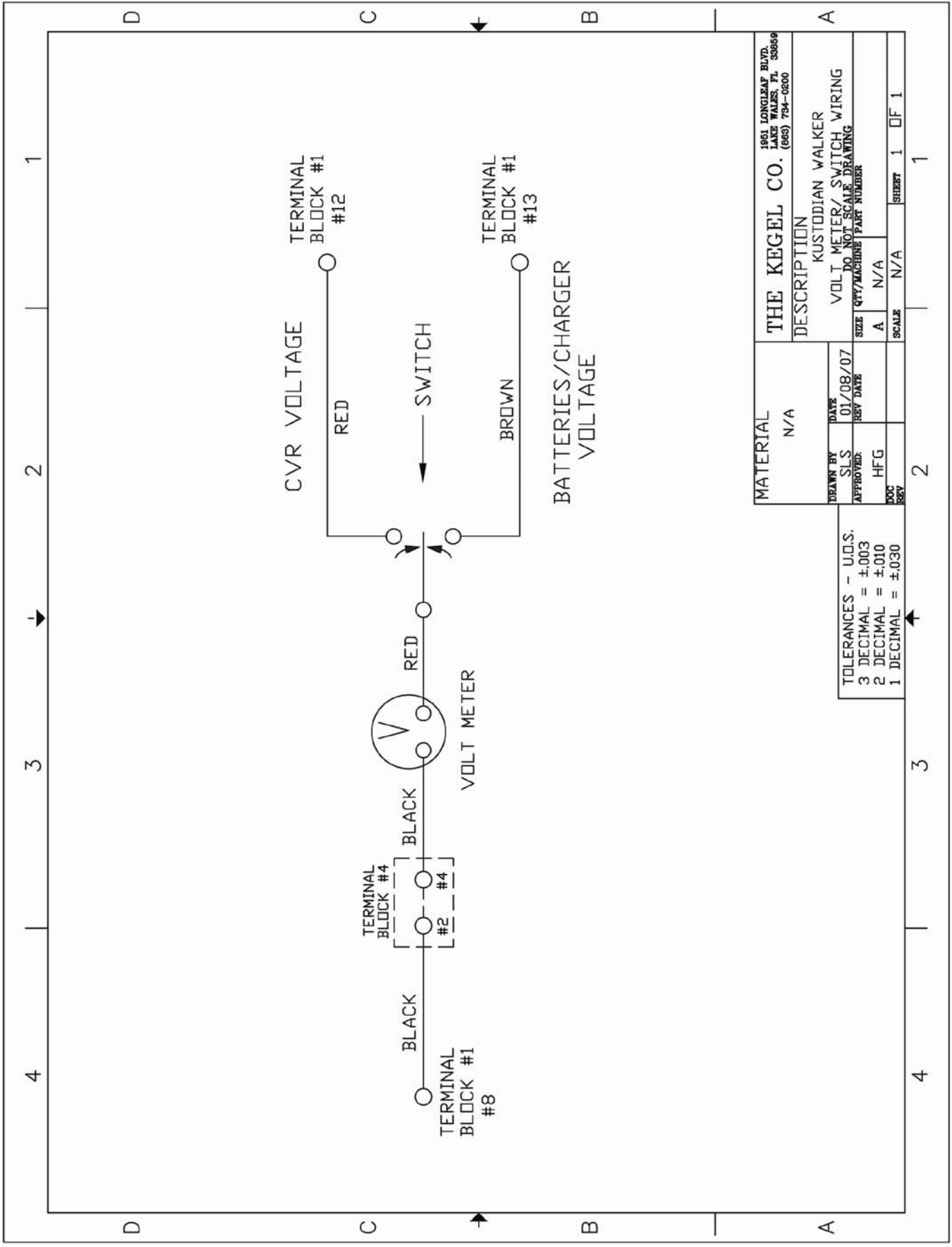


VALENCE BATTERIES

MATERIAL		N/A	
DRAWN BY	DATE	DESCRIPTION	
SLS	01/08/07	KUSTODIAN WALKER (VALENCE)	
APPROVED:	REV DATE	BATTERIES & E-STOP WIRING	
HFG		DO NOT SCALE DRAWING	
DOC		SIZE	QTY/MACHINE PART NUMBER
REV		A	N/A
		SCALE	N/A
		SHEET	1 OF 1

TOLERANCES - U.S.	
3	DECIMAL = ±.003
2	DECIMAL = ±.010
1	DECIMAL = ±.030

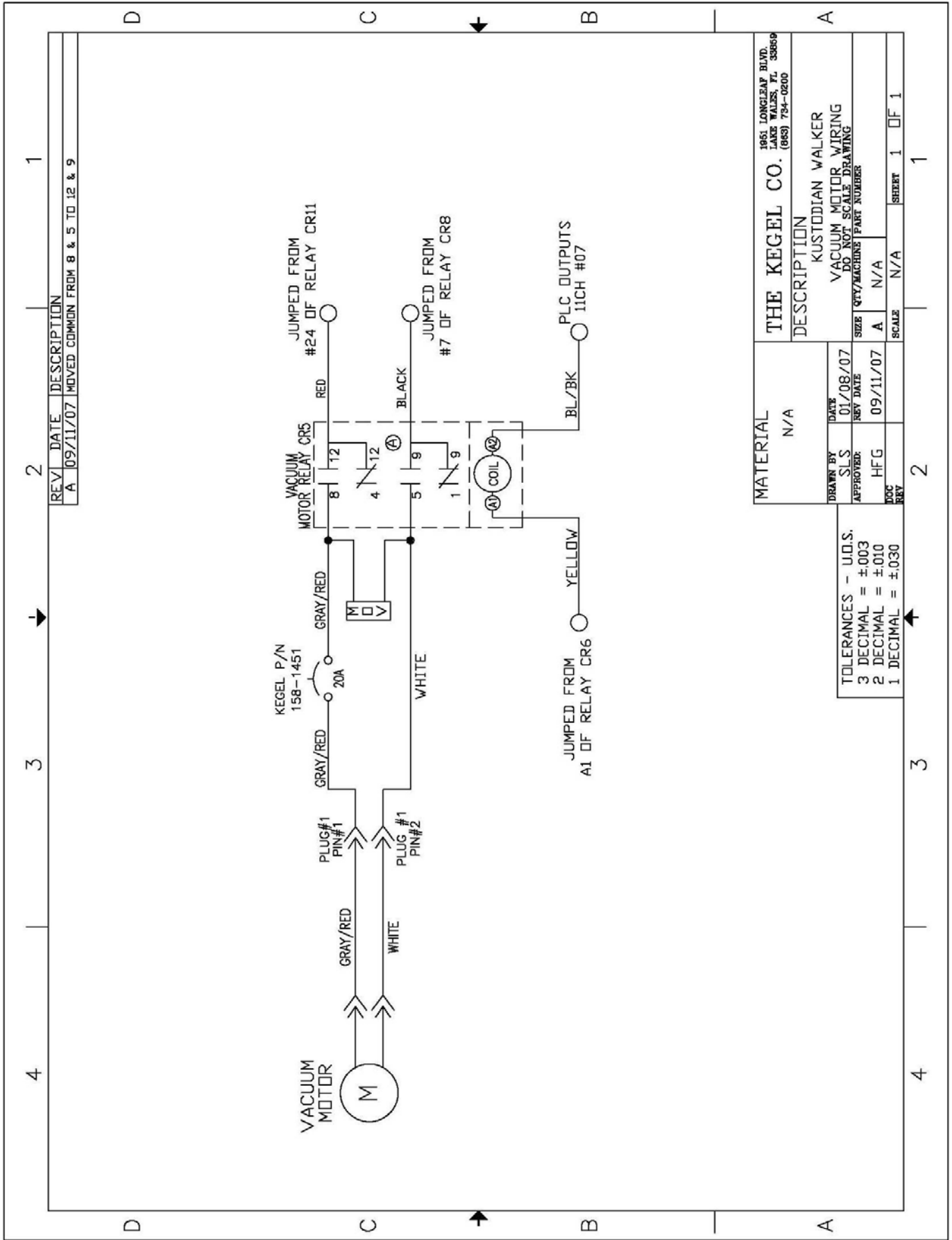
Voltage Regulator Wiring



MATERIAL		N/A	
DESCRIPTION		1961 LONGLEAF BLVD. LAKE WALKER, FL. 33869 (866) 794-0200	
DRAWN BY		KUSTODIAN WALKER	
DATE		01/08/07	
APPROVED:		DO NOT SCALE DRAWING	
HFG		SIZE	
		A N/A	
DOC		SCALE	
REV		N/A	
		SHEET 1 OF 1	

TOLERANCES - U.O.S.	
3	DECIMAL = ±.003
2	DECIMAL = ±.010
1	DECIMAL = ±.030

Vacuum Motor Wiring

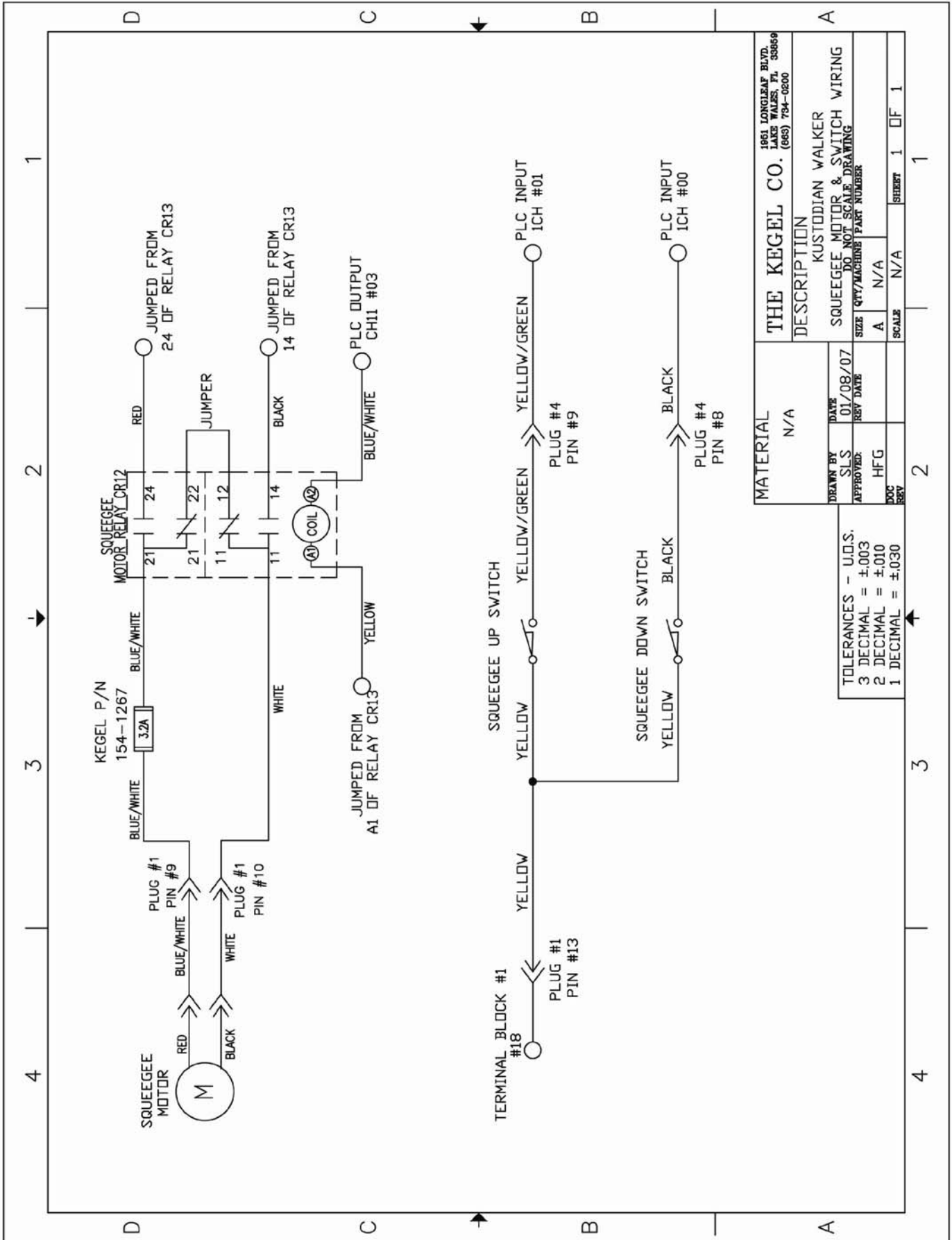


REV.	DATE	DESCRIPTION
A	09/11/07	MOVED COMMON FROM 8 & 5 TO 12 & 9

MATERIAL		N/A	
THE KEGEL CO. 1961 LONGLEAF BLVD. LAKE WALKER, FL 33669 (866) 794-0200			
DESCRIPTION		KUSTODIAN WALKER	
DRAWN BY		SLS	
DATE		01/08/07	
APPROVED:		HFG	
REV. DATE		09/11/07	
SIZE		A	
QTY/MACHINE PART NUMBER		N/A	
SCALE		N/A	
DOC. NO.		1	
REV.		1	

TOLERANCES - U.S.	
3	DECIMAL = ±.003
2	DECIMAL = ±.010
1	DECIMAL = ±.030

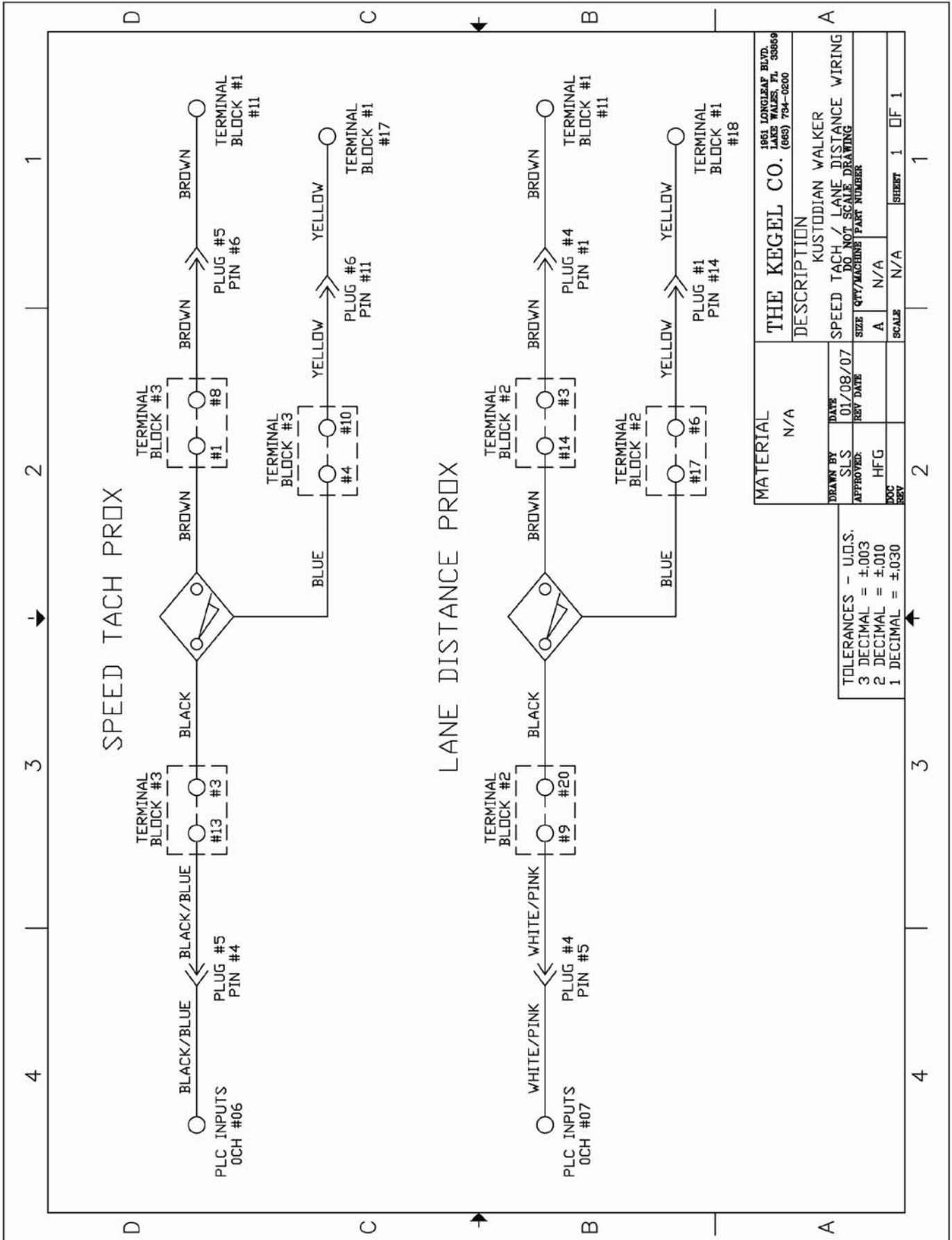
Squeegee Motor and Switch Wiring



MATERIAL		N/A	
DRAWN BY	DATE	DESCRIPTION	
SLS	01/08/07	SQUEEGEE MOTOR & SWITCH WIRING	
APPROVED:	REV DATE	SIZE	QTY/MACHINE PART NUMBER
HFG		A	N/A
DOC	REV	SCALE	N/A
			SHEET 1 OF 1

TOLERANCES - U.S.S.
 3 DECIMAL = ±.003
 2 DECIMAL = ±.010
 1 DECIMAL = ±.030

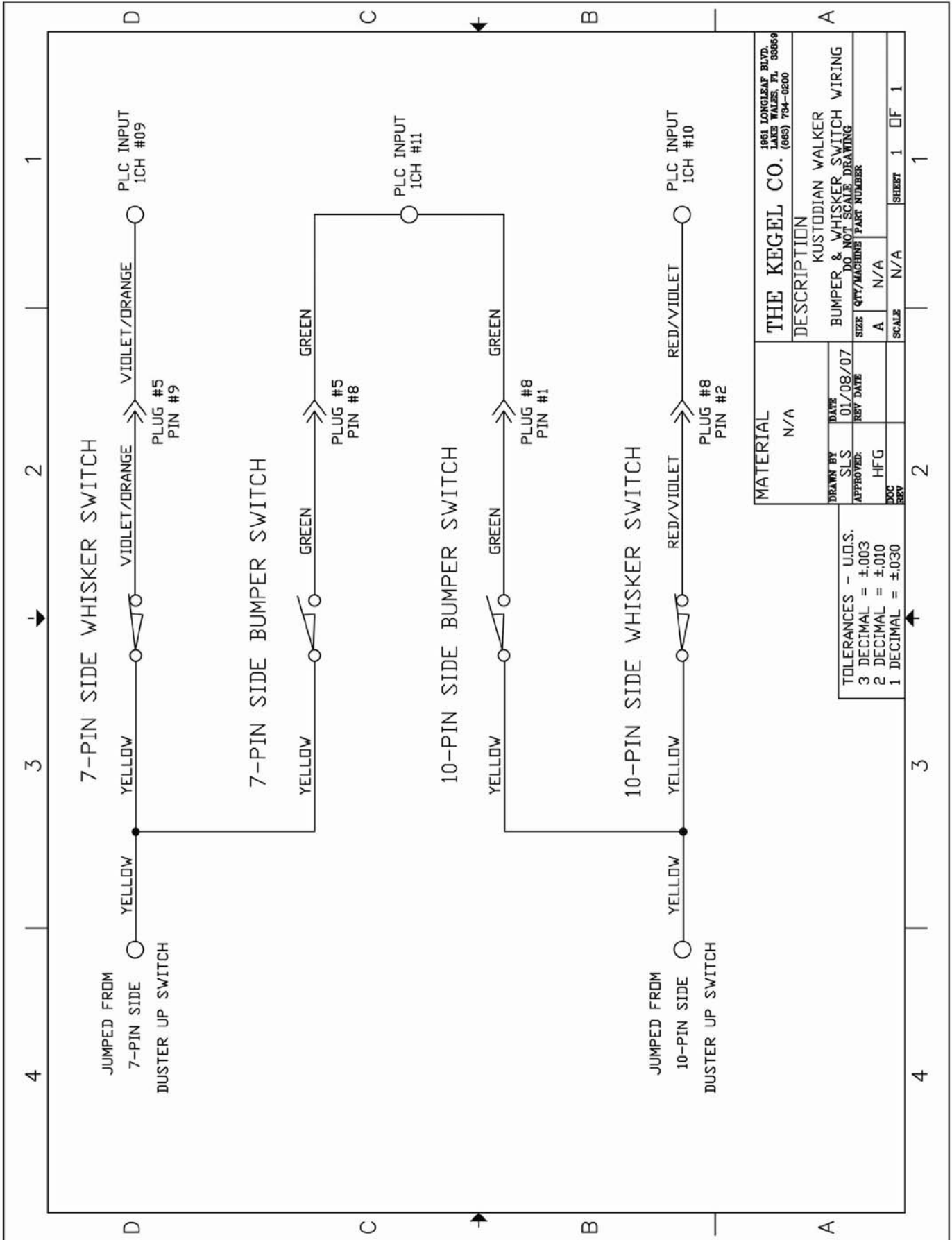
Speed Tachometer and Lane Distance Sensor Wiring



MATERIAL		N/A	
DRAWN BY	DATE	1961 LONGLEAF BLVD. LAKE WALKER, FL. 32869 (866) 794-0200	
SLS	01/08/07	KUSTODIAN WALKER	
APPROVED:	REV DATE	SPEED TACH / LANE DISTANCE WIRING	
HFG		DO NOT SCALE DRAWING	
DOC		SIZE	QTY/MACHINE PART NUMBER
REV		A	N/A
		SCALE	N/A
		SECRET	1 OF 1

TOLERANCES - U.O.S.
3 DECIMAL = ±.003
2 DECIMAL = ±.010
1 DECIMAL = ±.030

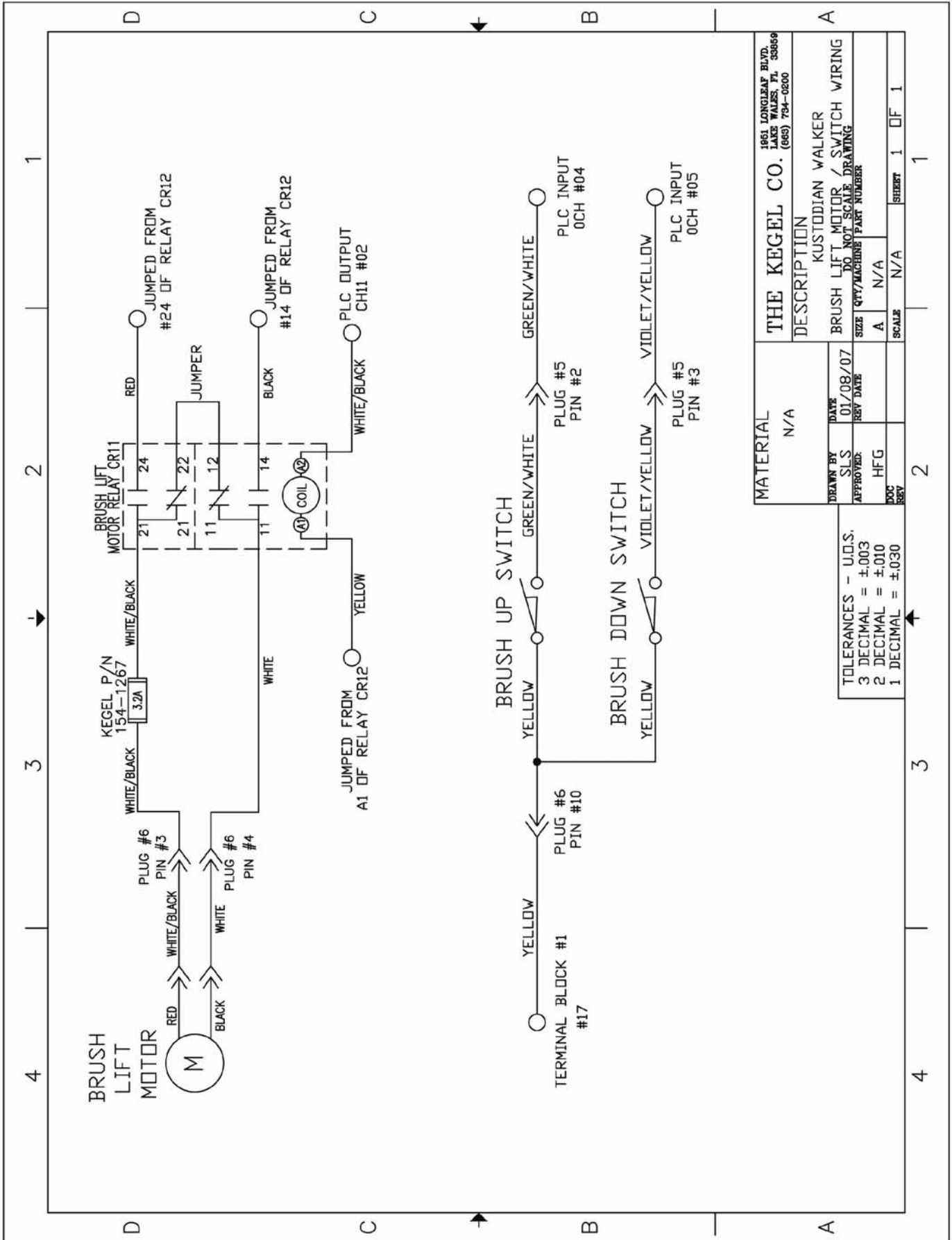
Bumper and Whisker Switch Wiring



MATERIAL		N/A	
DRAWN BY	DATE	1961 LONGLEAF BLDG. LAKE WALKER, FL. 39869	
SLS	01/08/07	THE KEGEL CO. (866) 794-0200	
APPROVED:	HFG	DESCRIPTION	
		KUSTODIAN WALKER	
		BUMPER & WHISKER SWITCH WIRING	
		DO NOT SCALE DRAWING	
		SIZE	QTY/MACHINE PART NUMBER
		A	N/A
DOC	REV	SCALE	N/A
			SECRET 1 OF 1

TOLERANCES - U.S.S.
 3 DECIMAL = ±.003
 2 DECIMAL = ±.010
 1 DECIMAL = ±.030

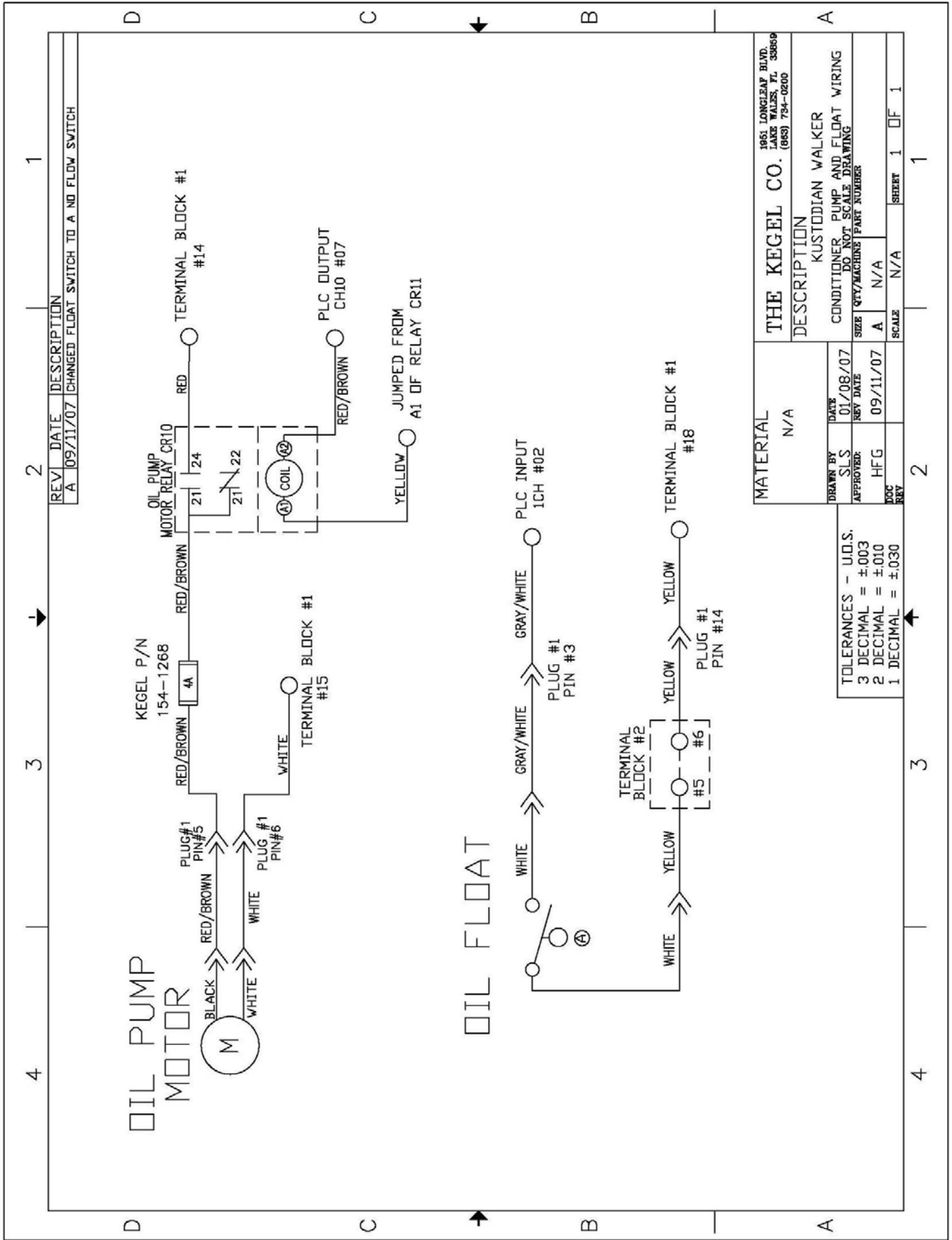
Brush Lift Motor and Switch Wiring



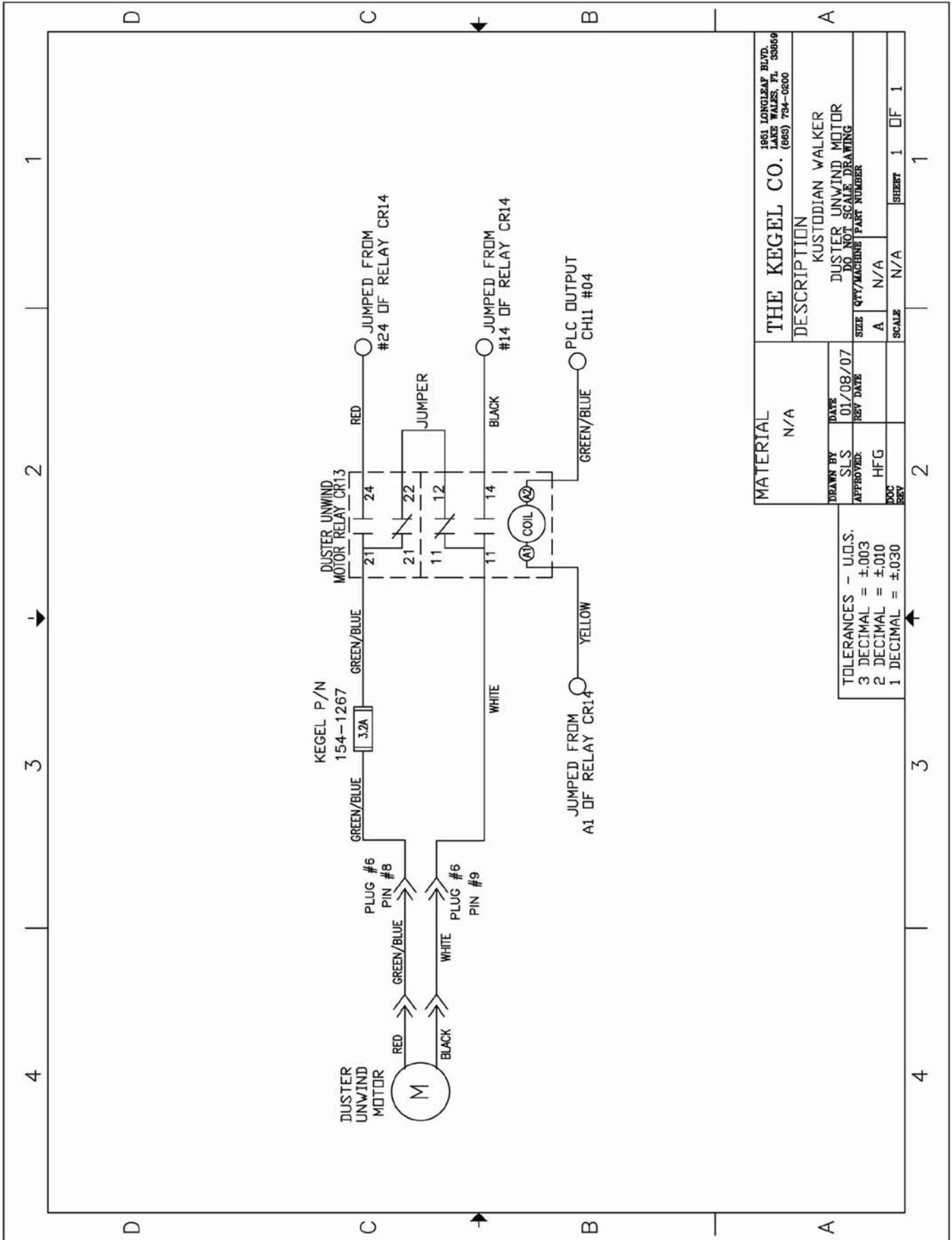
MATERIAL		N/A	
DRAWN BY	DATE	DESCRIPTION	
SLS	01/08/07	THE KEGEL CO.	
APPROVED:	REV DATE	1961 LONGLEAF BLVD. LAKE WALKER, FL. 33869 (866) 794-0200	
HFG		KUSTODIAN WALKER	
DOC		BRUSH LIFT MOTOR / SWITCH WIRING	
REV		DO NOT SCALE DRAWING	
		SIZE	QTY/MACHINE PART NUMBER
		A	N/A
		SCALE	N/A
		SECRET	1 OF 1

TOLERANCES - U.S.
 3 DECIMAL = ±.003
 2 DECIMAL = ±.010
 1 DECIMAL = ±.030

Conditioner Pump and Float Wiring



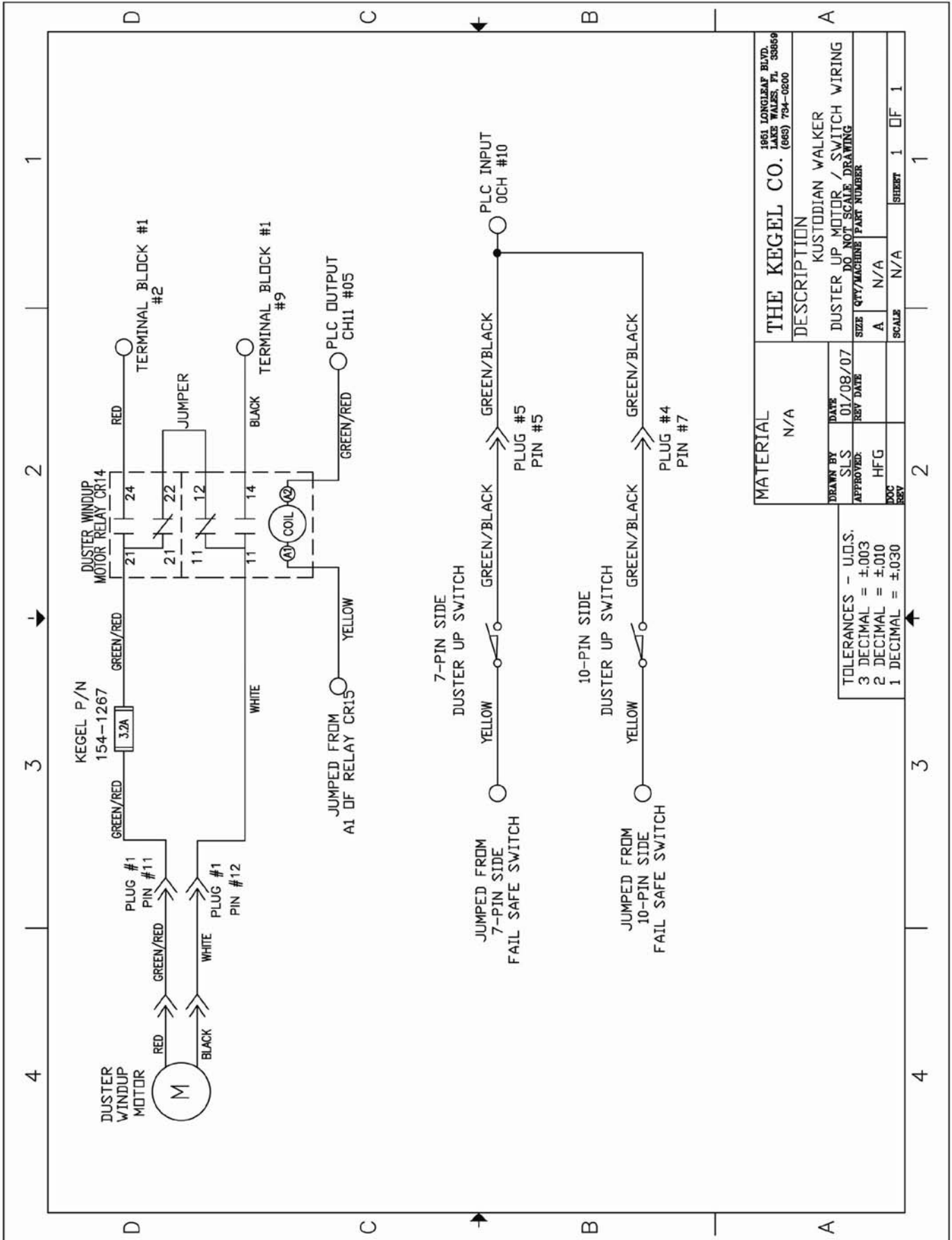
Duster Unwind Motor Wiring



MATERIAL		N/A	
DRWN BY	DATE	DESCRIPTION	
SLS	01/08/07	THE KEGEL CO. 1961 LONGLEAF BLVD. LAKE WALKER, FL 33869 (866) 794-0200	
APPROVED:	REV DATE	KUSTODIAN WALKER	
HFG		DUSTER UNWIND MOTOR	
DOC		SIZE	DO NOT SCALE DRAWING
REV		QTY/MACHINE	PART NUMBER
		A	N/A
		SCALE	N/A
		SHEET	1 OF 1

TOLERANCES - U.O.S.
 3 DECIMAL = ±.003
 2 DECIMAL = ±.010
 1 DECIMAL = ±.030

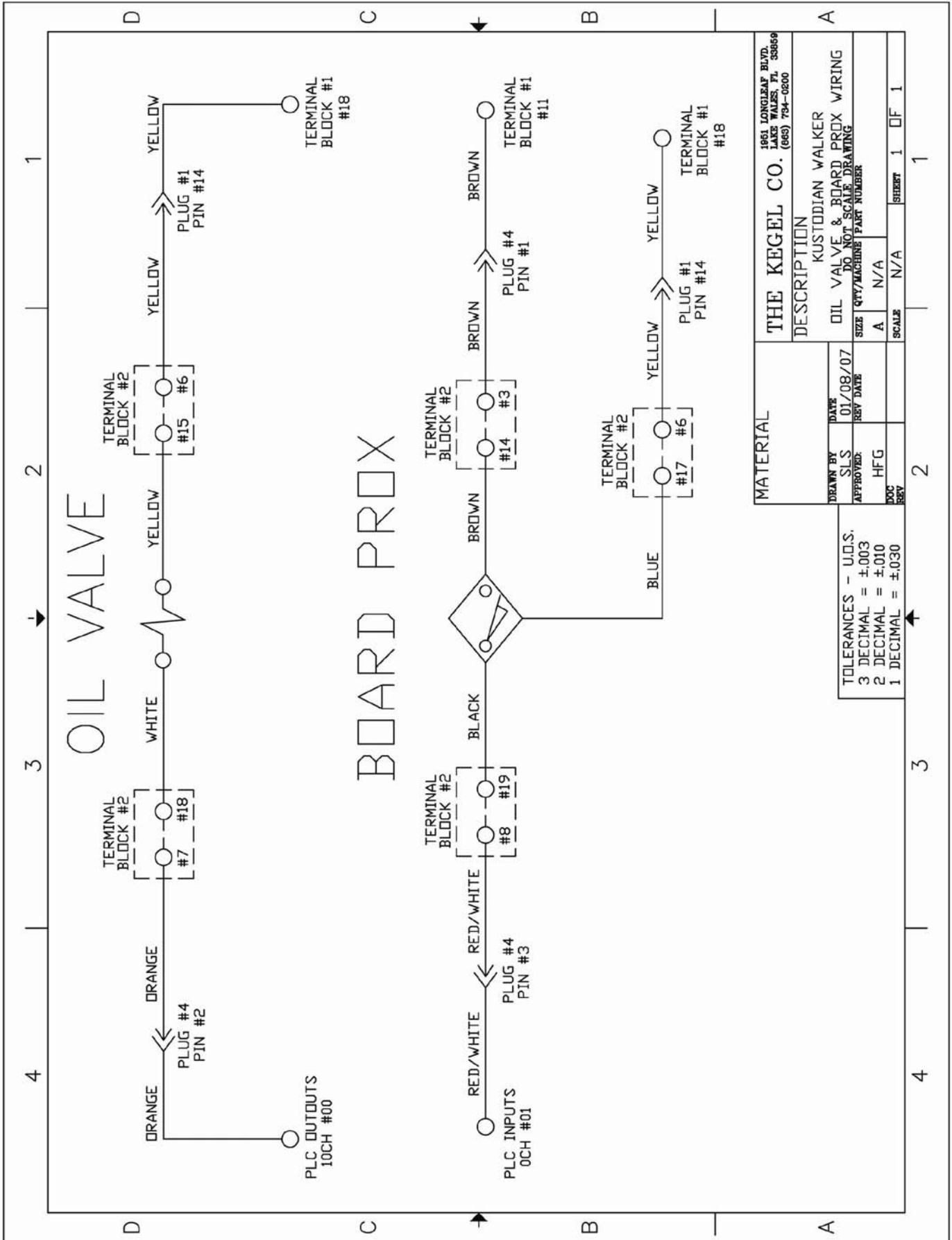
Duster Wind-Up and Switch Wiring



MATERIAL		N/A	
DRAWN BY	DATE	1961 LONGLEAF BLVD. LAKE WALKER, FL. 33869 (866) 794-0200	
SLS	01/08/07	DESCRIPTION	
APPROVED:	HFG	DUSTER UP MOTOR / SWITCH WIRING	
DOC	REV	SIZE	QTY/MACHINE PART NUMBER
		A	N/A
		SCALE	N/A
		SECRET	1 OF 1

TOLERANCES - U.O.S.
 3 DECIMAL = ±.003
 2 DECIMAL = ±.010
 1 DECIMAL = ±.030

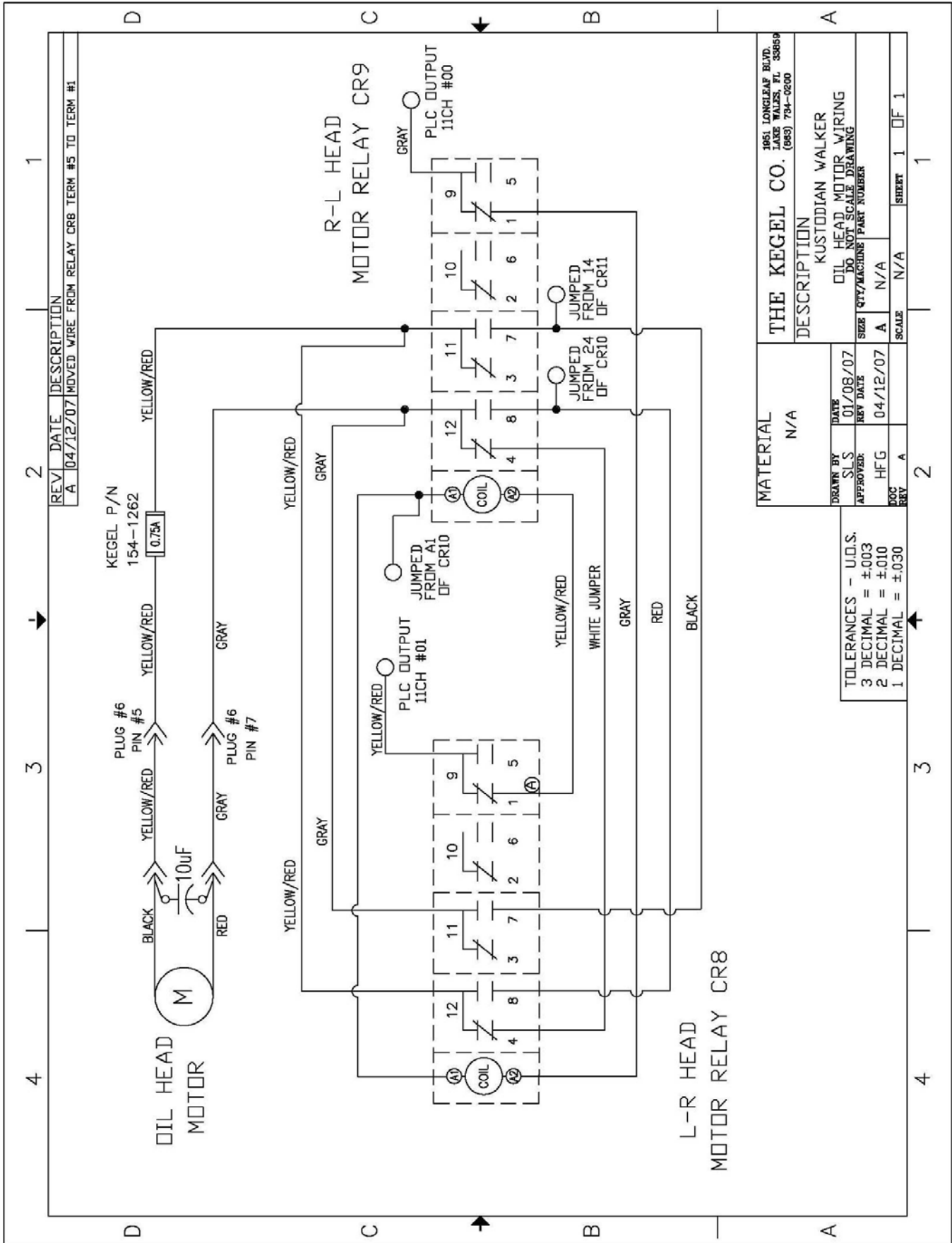
Oil Valve and Board Proximity Switch Wiring



MATERIAL		THE KEGEL CO. 1961 LONGLEAF BLVD. LAKE WALKER, FL 33869 (866) 794-0200	
DRAWN BY	DATE	DESCRIPTION	
SLS	01/08/07	KUSTODIAN WALKER	
APPROVED:	REV DATE	OIL VALVE & BOARD PROX WIRING	
HFG		DO NOT SCALE DRAWING	
DOC		SIZE	QTY/MACHINE PART NUMBER
REV		A	N/A
		SCALE	N/A
		SHEET	1 OF 1

TOLERANCES - U.O.S.
 3 DECIMAL = ±.003
 2 DECIMAL = ±.010
 1 DECIMAL = ±.030

Conditioning/Cleaning Head Motor Wiring

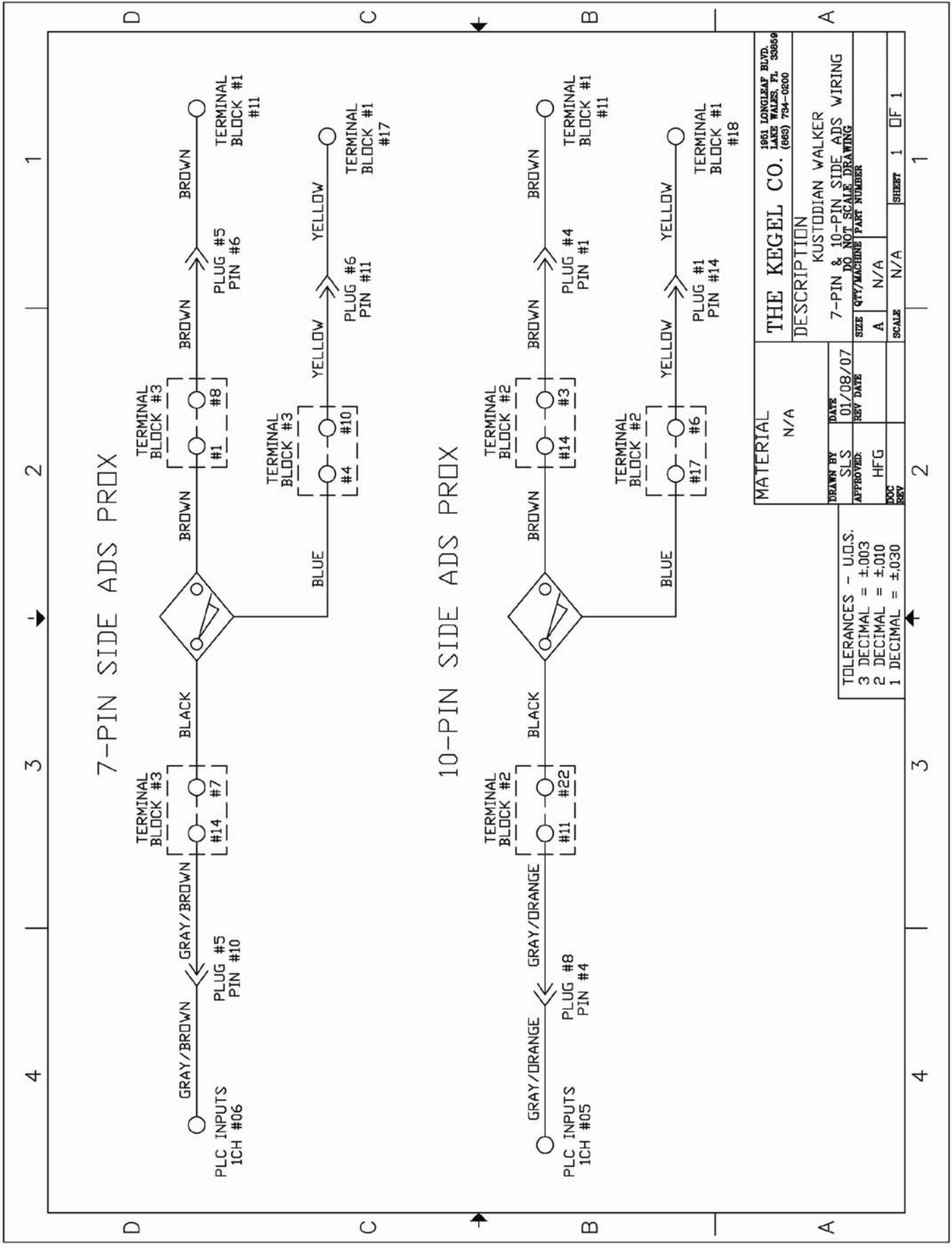


MATERIAL		N/A	
THE KEGEL CO.	1961 LONGLEAF BLVD. LAKE WALES, FL 32809 (888) 794-0200		
DESCRIPTION		KUSTODIAN WALKER OIL HEAD MOTOR WIRING DO NOT SCALE DRAWING	
SIZE	QTY/MACHINE PART NUMBER	A	N/A
SCALE	N/A	1	OF 1

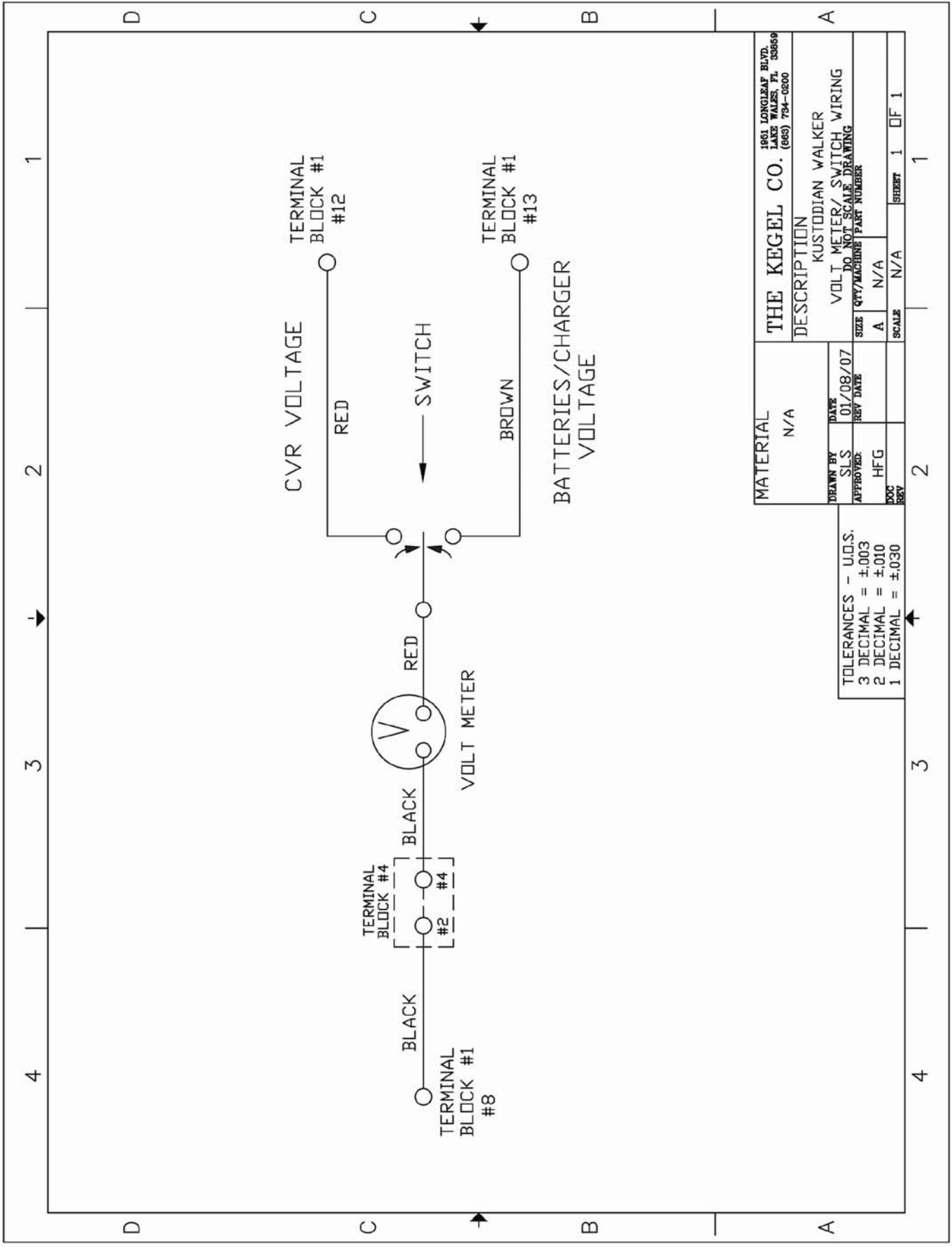
DRAWN BY	DATE	01/08/07
SLS	REV DATE	
APPROVED:	HFG	04/12/07
DOC REV	A	

TOLERANCES - U.D.S.
 3 DECIMAL = ±.003
 2 DECIMAL = ±.010
 1 DECIMAL = ±.030

7-Pin & 10-Pin Approach Distance Sensor Wiring



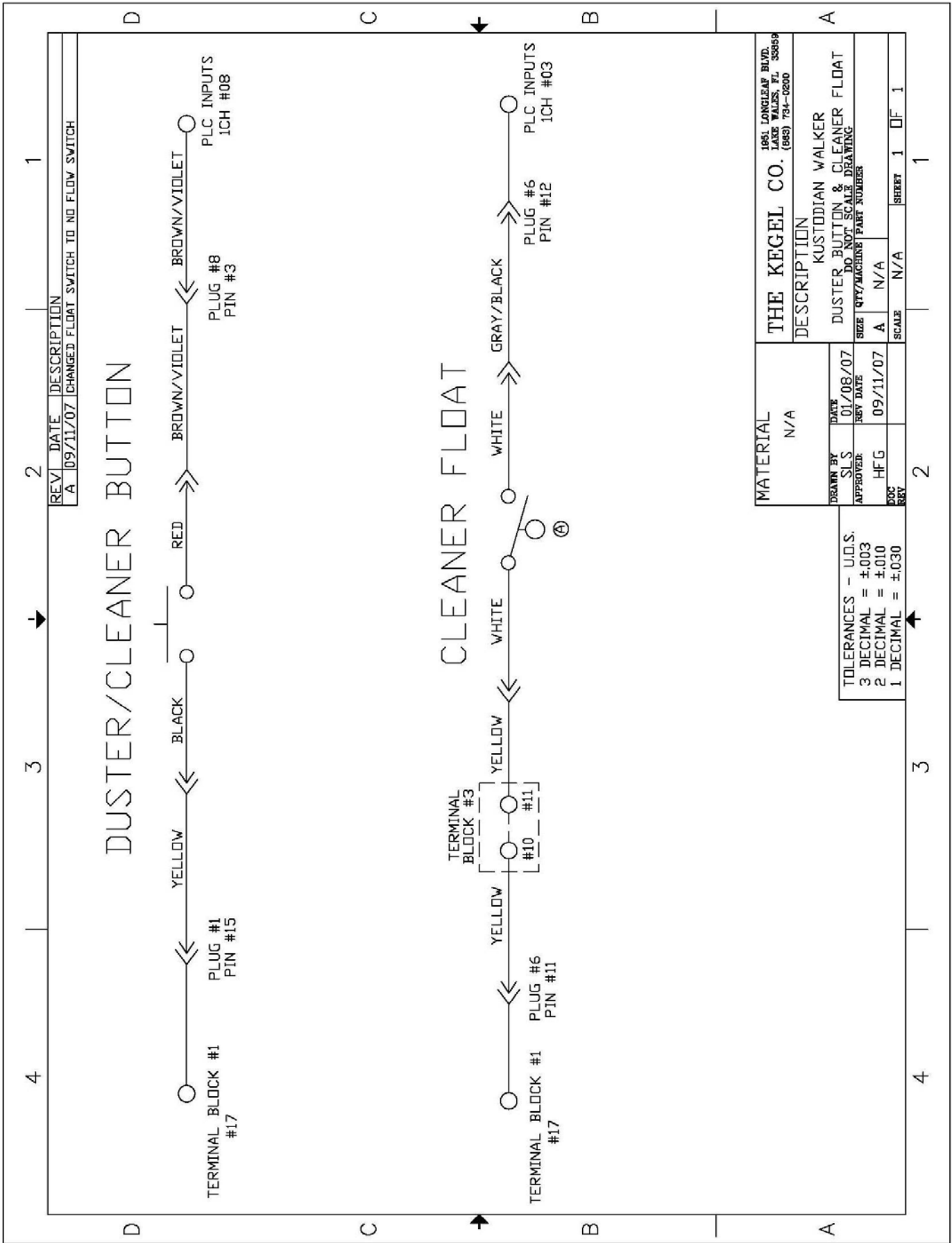
LCD Voltmeter Switch Wiring



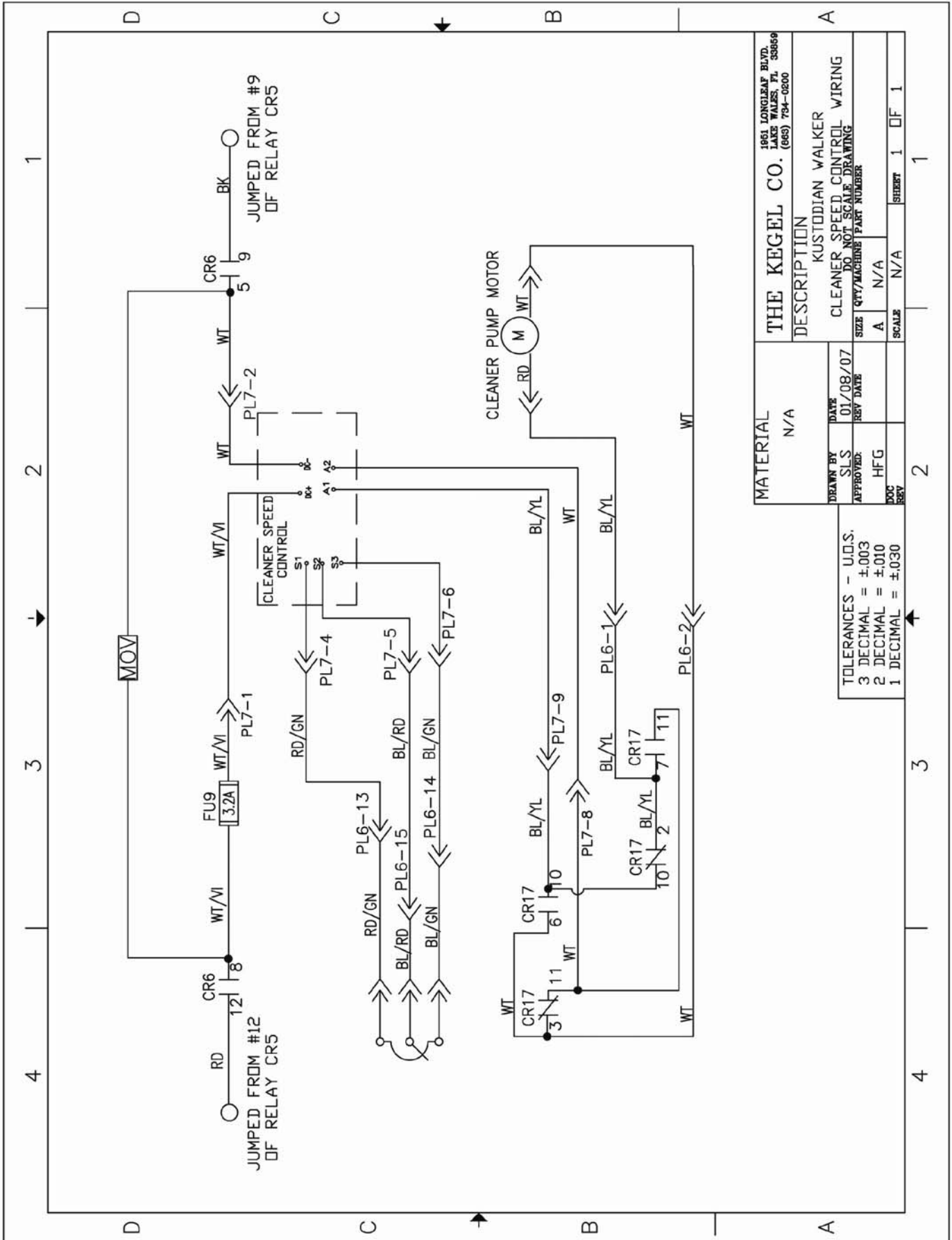
MATERIAL		N/A	
DRAWN BY	DATE	DESCRIPTION	
SLS	01/08/07	VOLT METER/ SWITCH WIRING	
APPROVED:	REV DATE	DO NOT SCALE DRAWING	
HFG		SIZE	QTY/MACHINE PART NUMBER
		A	N/A
DOC		SCALE	N/A
REV			SHEET 1 OF 1

TOLERANCES - U.O.S.	
3	DECIMAL = ±.003
2	DECIMAL = ±.010
1	DECIMAL = ±.030

Presoak Button & Cleaner Float Wiring



Cleaner Pump Motor Speed Control Wiring



MATERIAL		N/A	
DRAWN BY	DATE	DESCRIPTION	
SLS	01/08/07	CLEANER SPEED CONTROL WIRING	
APPROVED:	REV DATE	SIZE	DO NOT SCALE DRAWING
HFG		A	N/A
DOC		SCALE	N/A
REV		SECRET	1 OF 1

TOLERANCES - U.O.S.
 3 DECIMAL = ±.003
 2 DECIMAL = ±.010
 1 DECIMAL = ±.030

Attaching Parts & Complete Parts List

The following pages will help you find fasteners and other attaching parts to help you maintain your lane machine. If you require help finding a part please call (800) 280-2695 or (863) 734-0200.

Visit www.kegel.net for the latest upgrades, parts lists and more. Parts are subject to change.

Kustodian Walker Attaching Parts

Rev 1:07

FIGURE NUMBER	INDEX NUMBER	PART NUMBER	PART NAME & DESCRIPTION	QUANTITY NEEDED	
1	1	154-8348-2850	SPLASH GUARD ASSEMBLY - WALKER (BLACK)	1	
		ATTACHING PARTS			
		153-2004	FLAT WASHER - 1/4	2	
		153-2014	LOCK WASHER - 1/4	2	
		153-2603	HHCS - 1/4-20 X 3/4	2	
1	2	158-6608-2850	FRONT BUMPER - BLACK	1	
		ATTACHING PARTS			
		153-2301	MS PHILLIPS - 10-24 X 5/8	8	
		153-2013	#10 LOCKWASHER	16	
		153-2208	10-24 NYLON LOCKNUT	8	
		153-2942	PIANO HINGE - FRONT BUMPER MOUNT	2	
1	3	158-6650	GUARD - MOLDED RIGHT SIDE - WALKER	1	
		ATTACHING PARTS			
		153-2953	FENDER WASHER - #8	4	
		153-2010	LOCK WASHER - #10	4	
		153-2086	MS PHILLIPS - 8-32 X 5/8	2	
		153-2087	MS PHILLIPS - 8-32 X 3/4	2	
1	4	158-6651	GUARD - MOLDED LEFT SIDE - WALKER	1	
		ATTACHING PARTS			
		153-2953	FENDER WASHER - #8	4	
		153-2010	LOCK WASHER - #10	4	
		153-2086	MS PHILLIPS - 8-32 X 5/8	2	
		153-2087	MS PHILLIPS - 8-32 X 3/4	2	
1	5	154-1250	EMERGENCY STOP CIRCUIT BREAKER ASSEMBLY	1	
		ATTACHING PARTS			
		153-2019	LOCKNUT - 8-32 (NYLOK)	2	
		153-2089	MS PHILLIPS - 8-32 X 1	2	
1	6	153-1203	MICROSWITCH - WITH ROLLER (SQUEEGEE & BRUSH)	2	
		ATTACHING PARTS			
		153-2216	MS PHILLIPS - 4-40 X 5/8	2	
1	7	158-8417	ASSEMBLY - VOLTAGE REGULATOR	1	
		ATTACHING PARTS			
		153-2086	8-32 X 5/8 MS PHILLIPS	4	
		153-2002	#8 WASHER	8	
		153-2019	8-32 NYLON LOCKNUT	4	
1	8	158-6657	CVR MOUNT ANGLE - WALKER	1	
		ATTACHING PARTS			
		153-2087	MS PHILLIPS - 8-32 X 3/4	2	
		153-2013	#10 LOCKWASHER	2	
		153-2002	#8 WASHER	2	
		153-2511	SPRING NUT - 8-32	2	
1	9	158-6652	MACHINE LIFT BAR - WALKER	1	
		ATTACHING PARTS			
		153-2061A	BHSS - 5/16-18 X 1	1	
		153-2802	FHSS - 5/16-18 X 5/8	2	
		153-2015	LOCK WASHER - 5/16	1	
1	10	158-6654	MACHINE LIFT BAR CENTER MOUNT	1	
		ATTACHING PARTS			
		153-2602	HHCS - 5/16-18 X 3/4	2	
		153-2015	LOCK WASHER - 5/16	2	
		153-2005	5/16 WASHER	2	
1	11	158-6653	MACHINE LIFT BAR END MOUNT	2	
		FOR ATTACHING PARTS SEE FIGURE 1:10			

Kustodian Walker Attaching Parts

Rev 1:07

FIGURE NUMBER	INDEX NUMBER	PART NUMBER	PART NAME & DESCRIPTION	QUANTITY NEEDED
1	12	158-6660	SPEED CONTROL COVER	1
			ATTACHING PARTS	
		153-2086	MS PHILLIPS - 8-32 X 5/8	2
		153-2013	#10 LOCKWASHER	2
		153-2002	#8 WASHER	2
		153-2511	SPRING NUT - 8-32	2
1	13	158-6602	PARTITION WALL - WALKER	1
			ATTACHING PARTS	
		153-2004	FLAT WASHER - 1/4	4
		153-2014	LOCK WASHER - 1/4	4
		153-2023	HEX NUT - 1/4-20	4
		153-2079	FHMS - 1/4-20 X 1	4
1	14	158-6649	CHARGER ADAPTER PLUG MOUNT ANGLE	1
			ATTACHING PARTS	
		153-2806	FLAT HEAD PHILLIPS - 8-32 X 5/8	2
		153-2002	#8 WASHER	2
		153-2019	8-32 NYLON LOCKNUT	2
1	15	158-1408	BATTERY DISCONNECT HOUSING - BLUE	1
			ATTACHING PARTS	
		153-2084	MS PHILLIPS - 6-32 X 1	2
		153-2001	#6 WASHER	2
		153-2018	6-32 NYLON LOCKNUT	2
1	16	153-2942	PIANO HINGE - FRONT BUMPER MOUNT	2
			ATTACHING PARTS	
		153-2301	MS PHILLIPS - 10-24 X 5/8	4
		153-2013	#10 LOCKWASHER	8
		153-2208	10-24 NYLON LOCKNUT	4
		153-2034	ALUMINUM RIVET (0.187 X 0.450 X 0.375)	4
1	17	154-6356	MOUNT BLOCK FOR LATCH	1
			ATTACHING PARTS	
		153-2002	FLAT WASHER - #8	2
		153-2013	LOCK WASHER - #10	2
		153-2087	MS PHILLIPS - 8-32 X 3/4	2
1	18	154-6357	LATCH FOR SPLASH GUARD	1
			ATTACHING PARTS	
		153-2003	FLAT WASHER - #10	1
		153-2207	MS PHILLIPS - 10-24 X 1-1/4	1
		153-2208	LOCKNUT - 10-24 (NYLOK)	1
		153-2510	NYLON WASHER - 1/4 (0.060)	1
2	1	153-8410	LANE EDGE GUIDE ROLLER W/BUSHING (1/2")	4
2	2	154-6652	GUIDE ROLLER MOUNT BLOCK	2
			ATTACHING PARTS	
		153-2005	FLAT WASHER - 5/16	2
		153-2015	LOCK WASHER - 5/16	2
		153-2061	HHCS - 5/16-18 X 1	2
2	3	153-6417	GUIDE ROLLER MOUNT BLOCK	2
			ATTACHING PARTS	
		153-2005	FLAT WASHER - 5/16	2
		153-2015	LOCK WASHER - 5/16	2
		153-2061	HHCS - 5/16-18 X 1	2

Kustodian Walker Attaching Parts

Rev 1:07

FIGURE NUMBER	INDEX NUMBER	PART NUMBER	PART NAME & DESCRIPTION	QUANTITY NEEDED
2	4	154-6870	FRONT GUIDE ROLLER MOUNT	2
			ATTACHING PARTS	
		153-2004	FLAT WASHER - 1/4	2
		153-2014	LOCK WASHER - 1/4	2
		153-2023	HEX NUT - 1/4-20	2
		153-2052A	BHSS - 1/4-20 X 7/8	2
2	5	158-6645	SKID GUIDES - WALKER	2
			ATTACHING PARTS	
		153-2034	ALUMINUM RIVET (0.187 X 0.450 X 0.375)	2
		153-2035	BLIND RIVET WASHER - 3/16	2
2	6	153-2401	SPRING - 0.54 OD X 0.75 (GUIDE ROLLER)	4
2	7	158-9026	T-BELT 263L050	1
3	1	154-0006A	BUMPER GUARD - POLYURETHANE (13/32)	4
			ATTACHING PARTS	
		153-2086	MS PHILLIPS - 8-32 X 5/8	1
		153-2002	FLAT WASHER - #8	1
		153-2019	LOCKNUT - 8-32 (NYLOK)	1
3	2	154-6221	MOUNTING ANGLE - HEAVY DUTY CASTER (3 X 3.625)	2
			ATTACHING PARTS	
		153-2006	FLAT WASHER - 3/8	4
		153-2016	LOCK WASHER - 3/8	2
		153-2025	HEX NUT - 3/8-16	2
		153-2067	HHCS - 3/8-16 X 1-1/4	2
3	3	158-6641	WHISKER SWITCH MOUNT PLATE	2
			ATTACHING PARTS	
		153-2086	MS PHILLIPS - 8-32 X 5/8	2
		153-2002	#8 WASHER	4
		153-2019	8-32 NYLON LOCKNUT	2
3	4	158-6642	WHISKER SPRING MOUNT BLOCK - LEFT	1
			ATTACHING PARTS	
		153-2739	SHOULDER BOLT 3/8 IN DIA 1" LONG	1
		153-2945	TORSION SPRING - LH	1
		153-2086	MS PHILLIPS - 8-32 X 5/8	1
		153-2806	FLAT HEAD PHILLIPS - 8-32 X 5/8	1
		153-2414	HEX NUT - 8-32	1
3	5	158-8611	WHISKER BEARING BLOCK ASSEMBLY	2
			ATTACHING PARTS	
		153-2055	HHCS - 1/4-20 X 1-1/2	2
		153-2004	FLAT WASHER - 1/4	2
		153-2023	HEX NUT - 1/4-20	1
		153-2014	LOCK WASHER - 1/4	2
3	6	153-2946	EXTENSION SPRING - WHISKER	2
			ATTACHING PARTS	
		153-2941	VINYL CAP	2
		153-2051	SET SCREW - 1/4-20 X 1/2	2
		158-6665	SPRING SUPPORT SHAFT	1
		158-6659	WHISKER ANGLE BAR	1
3	7	153-1203	MICROSWITCH - WITH ROLLER (SQUEEGEE & BRUSH)	2
			FOR ATTACHING PARTS SEE FIGURE 1:6	
3	8	154-8839	BUFFER IDLER ASSEMBLY	1
			ATTACHING PARTS	
		153-2739	SHOULDER BOLT - 3/8 X 1 (5/16 THREAD)	2
		154-6841	BELT IDLER MOUNT BAR	1

Kustodian Walker Attaching Parts

Rev 1:07

FIGURE NUMBER	INDEX NUMBER	PART NUMBER	PART NAME & DESCRIPTION	QUANTITY NEEDED
3	9	153-0001	TRANSPORT CASTER (3" DUAL WHEEL)	4
		ATTACHING PARTS		
		153-2007	FLAT WASHER - 1/2	2
		153-2017	LOCK WASHER - 1/2	1
		153-2026	HEX NUT - 1/2-13	1
		153-2073A	HHCS - 1/2-13 X 1-1/2	1
3	10	153-2945	TORSION SPRING - LH	1
3	11	153-2943	SPRING HINGE FOR BATTERY DOOR	1
		ATTACHING PARTS		
		153-2081	MS PHILLIPS - 6-32 X 1/2	2
		153-2001	#6 WASHER	2
		153-2018	6-32 NYLON LOCKNUT	2
		153-2108	DOME RIVET - 1/8	2
3	12	158-0801	BALL KNOB - BLACK	1
		ATTACHING PARTS		
		153-2202	FLAT HEAD PHILLIPS - 8-32 X 3/8	1
		153-2002	FLAT WASHER - #8	1
3	13	158-6609-2850	BATTERY CHARGER RECEPTACLE DOOR	1
		ATTACHING PARTS		
		158-0801	BALL KNOB - BLACK	1
		153-2943	SPRING HINGE FOR BATTERY DOOR	1
		153-2108	DOME RIVET - 1/8	2
3	14	158-6663	MACHINE LIFT EYEBOLT MOUNT BRACKET	2
		ATTACHING PARTS		
		153-2805	FHSS - 3/8-16 X 1-1/4	2
		153-2006	FLAT WASHER - 3/8	2
		153-2016	LOCK WASHER - 3/8	2
		153-2025	HEX NUT - 3/8-16	2
3	15	153-2952	MACHINE LIFT EYEBOLT - 3/8-16	2
		ATTACHING PARTS		
		153-2006	FLAT WASHER - 3/8	1
		153-2016	LOCK WASHER - 3/8	1
		153-2025	HEX NUT - 3/8-16	1
3	16	153-2739	SHOULDER BOLT - 3/8 X 1 (5/16-18 THREAD)	2
3	17	154-9212	PLAIN BUSHING - 3/8 X 1/2 X 1/2	2
3	18	154-0881	PUSH LATCH W/ KEY LOCK	2
3	19	153-0812	TRANSPORT CASTER - 2" HEAVY DUTY (3/8")	4
		ATTACHING PARTS		
		153-2006	FLAT WASHER - 3/8	2
		153-2016	LOCK WASHER - 3/8	1
		153-2025	HEX NUT - 3/8-16	1
		153-2067	HHCS - 3/8-16 X 1-1/4	1
3	20	154-8641	BUFFER BRUSH (BLUE 3-3/4" X 48)	1
		ATTACHING PARTS		
		153-2707	SHCS - 5/16-24 X 3/4	1
		153-2711	FENDER WASHER - 5/16	1
		154-8640	FLANGED BEARING FOR BUFFER BRUSH (3/4" ROTATED)	2
3	21	154-6698	LID MOUNT PLATE	2
		ATTACHING PARTS		
		153-2507	FHMS PHILLIPS - 8-32 X 3/4	2
		153-2002	FLAT WASHER - #8	2
		153-2019	LOCKNUT - 8-32 (NYLOK)	2

Kustodian Walker Attaching Parts

Rev 1:07

FIGURE NUMBER	INDEX NUMBER	PART NUMBER	PART NAME & DESCRIPTION	QUANTITY NEEDED
4	1	154-9805	PULLEY - 32XL037 3/8 BORE	1
4	2	153-6029	MOMENTARY WHEEL HOUSING	2
		ATTACHING PARTS		
		153-2005	FLAT WASHER - 5/16	4
		153-2015	LOCK WASHER - 5/16	2
		153-2024	HEX NUT - 5/16-18	2
		153-2061	HHCS - 5/16-18X1	2
4	3	158-6643	WHISKER SPRING MOUNT BLOCK - RIGHT	1
		FOR ATTACHING PARTS SEE FIG. 3:3		
4	4	158-6636	E-STOP MOUNT ANGLE	1
		ATTACHING PARTS		
		153-2053	HHCS - 1/4-20 X 1	2
		153-2004	FLAT WASHER - 1/4	4
		153-2014	LOCK WASHER - 1/4	2
		153-2023	HEX NUT - 1/4-20	2
4	5	153-2944	TORSION SPRING - RH	1
4	6	158-6424	SIDE LIFT HANDLE (BATTERY MACHINE)	2
		ATTACHING PARTS		
		153-2503	FHSS - 5/16-18 X 1-1/4	2
4	7	158-6241	SIDE LIFT HANDLE MOUNT BAR	4
		ATTACHING PARTS		
		153-2014	LOCK WASHER - 1/4	2
		153-2052A	BHSS - 1/4-20 X 7/8	2
4	8	153-1408	PUSH BUTTON (RED - NORMALLY OPEN)	1
		ATTACHING PARTS		
		153-1209	BUTTON GUARD	1
4	9	154-6875A	HEAD IDLER MOUNT BLOCK	1
		ATTACHING PARTS		
		153-2004	FLAT WASHER - 1/4	2
		153-2014	LOCK WASHER - 1/4	2
		153-2052	HHCS - 1/4-20 X 7/8	2
4	10	154-6884	6-TOOTH SENSOR DISK	1
		ATTACHING PARTS		
		153-2201	SET SCREW - 10-32 X 3/8	1
4	11	154-1220	INDUCTIVE PROXIMITY SENSOR	4
		ATTACHING PARTS		
		153-2216A	MS PHILLIPS - 4-40 X 7/8	2
4	12	158-6644	CLEANER HEAD DRIVE SHAFT	1
4	13	154-9804	FLANGED BEARING FOR CLEANER DRIVE SHAFT	2
		ATTACHING PARTS		
		153-2053	HHCS - 1/4-20 X 1	2
		153-2014	LOCK WASHER - 1/4	2
4	14	154-9802	PULLEY - 27XL037 3/8 BORE	1
4	15	153-6006	MOMENTARY LANE ROLLER SHAFT	1
4	16	153-7005R	MOMENTARY WHEEL ASSEMBLY (URETHANE)	2
		ATTACHING PARTS		
		153-2049	SET SCREW - 8-32 X 3/16	1
		153-6006	MOMENTARY LANE ROLLER SHAFT	1

Kustodian Walker Attaching Parts

Rev 1:07

FIGURE NUMBER	INDEX NUMBER	PART NUMBER	PART NAME & DESCRIPTION	QUANTITY NEEDED
5	1	158-6605-2850	KUSTODIAN WALKER PLC PLATE - BLACK	1
			ATTACHING PARTS	
		153-2002	FLAT WASHER - #8	4
		153-2086	MS PHILLIPS - 8-32 X 5/8	1
		153-2013	LOCK WASHER - #10	2
5	2	153-1809N	DIN RAIL (26-1/2")	1
			ATTACHING PARTS	
		153-2034	ALUMINUM RIVET - 0.187 X 0.450 X 0.375)	2
		153-2035	BLIND RIVET WASHER - 3/16	2
5	3	158-1420	RELAY - 10AMP - 2 POLE - 24VDC	7
5	4	158-1413	RELAY - 2 POLE 15A 24VDC	7
5	5	153-1028	PANEL-MOUNT FUSE HOLDER - UL (COMPLETE)	11
5	6	158-1423	PLC - CPM2A 24VDC	1
5	7	158-1442	DC VOLT METER - LCD DISPLAY	1
5	8	158-1443	TOGGLE SWITCH - MOM ON/OFF/MOM ON	1
			ATTACHING PARTS	
		153-1209	BUTTON GUARD	1
5	9	153-1209	BUTTON GUARD	3
5	10	158-1602	ANALOG CARD FOR CPM2A	1
5	11	158-1427	RELAY - 24VDC MY4	2
5	12	158-1410	KBBC SPEED CONTROL - 24VDC	1
			ATTACHING PARTS	
		153-2002	FLAT WASHER - #8	2
		153-2086	MS PHILLIPS - 8-32 X 5/8	2
		153-2013	LOCK WASHER - #10	2
		153-2940	CAPTIVE NUT - 8-32	2
5	13	154-6827	PLC/RELAY PLATE MOUNT ANGLE	6
			ATTACHING PARTS	
		153-2806	FLAT HEAD PHILLIPS - 8-32 X 5/8	2
		153-2002	FLAT WASHER - #8	2
		153-2019	LOCKNUT - 8-32 (NYLOK)	2
		153-2511	SPRING NUT - 8-32	1
5	14	158-8415	SPEED CONTROL ASSEMBLY FOR CLEANER PUMP	1
			FOR ATTACHING PARTS SEE FIG. 5:12	
5	15	153-1408	PUSH BUTTON (RED - NORMALLY OPEN	2
			ATTACHING PARTS	
		153-1209	BUTTON GUARD	1
5	16	155-1226	MINIATURE BUZZER ALARM	1
5	17	158-1438	ARC SUPPRESSOR - MOV	3
5	18	158-1419	RELAY BASE - 2 POLE	7
5	19	158-1412	RELAY BASE - 2 POLE FOR 15A RELAY	7
5	20	158-1428	RELAY BASE - MY4	3
5	21	158-1451	CIRCUIT BREAKER - 20A	1
5	22	158-8619	RESISTANCE ADJUSTMENT BOX ASSEMBLY	1

Kustodian Walker Attaching Parts

Rev 1:07

FIGURE NUMBER	INDEX NUMBER	PART NUMBER	PART NAME & DESCRIPTION	QUANTITY NEEDED
6	1	158-1401A	BATTERY - U-CHARGE (U1-12RT) RT POWER SYSTEM	2
			ATTACHING PARTS	
		158-1449	BATTERY CHARGE INDICATOR (U-BDI) CABLE	1
		N/A	BATTERY CONNECTOR CABLE (COMES WITH CHARGE INDICATOR)	1
6	2	158-6656	BATTERY STRAP	1
			ATTACHING PARTS	
		153-2004	FLAT WASHER - 1/4	3
		153-2014	LOCK WASHER - 1/4	3
		153-2603	HHCS - 1/4-20 X 3/4	3
6	3	158-6420	BATTERY STRAP MOUNT	3
			ATTACHING PARTS	
		153-2004	FLAT WASHER - 1/4	1
		153-2014	LOCK WASHER - 1/4	1
		153-2603	HHCS - 1/4-20 X 3/4	1
		153-2078	FHMS - 1/4-20 X 3/4	1
6	4	158-1449	BATTERY CHARGE INDICATOR (U-BDI) CABLE	1
6	5	158-1435	BATTERY TERMINAL COVER - BLACK	1
6	6	158-1436	BATTERY TERMINAL COVER - RED	1
7	1	158-8431	ASSEMBLY - DRIP PAD 1PC TRANSFER SYSTEM -LEFT	1
			FOR ATTACHING PARTS SEE FIG. 1:17	
7	2	158-6443	BRUSH TRACK MOUNT END PLATE	2
			ATTACHING PARTS	
		153-2003	FLAT WASHER - #10	2
		153-2013	LOCK WASHER - #10	2
		153-2091	MS PHILLIPS - 10-32 X 3/4	2
		153-2742	FHMS- 1/4-20 X 1/2	1
7	3	158-6444	BRUSH TRACK MOUNT	1
			ATTACHING PARTS	
		153-2019	LOCKNUT - 8-32 (NYLOK)	4
		153-2501	FLAT HEAD PHILLIPS - 8-32 X 1-1/2	4
7	4	158-6440	BEARING MOUNT PLATE - LEFT	1
			ATTACHING PARTS	
		153-2813	MS FLAT PHILLIPS - 10-32 X 3/4	2
7	5	154-8640	FLANGED BEARING-STD BRUSH (3/4" ROTATED)	2
			ATTACHING PARTS	
		153-2802	FHSS - 5/16-18 X 5/8	2
7	6	158-6441	BEARING MOUNT PLATE - RIGHT	1
			ATTACHING PARTS	
		153-2813	MS FLAT PHILLIPS - 10-32 X 3/4	2
7	7	154-8641	BUFFER BRUSH (BLUE 3-3/4" X 48)	1
			FOR ATTACHING PARTS SEE FIG. 2:3	
7	8	154-0866	TRANSFER BRUSH ASSEMBLY	1
			ATTACHING PARTS	
		153-2019	LOCKNUT - 8-32 (NYLOK)	4
		153-2501	FLAT HEAD PHILLIPS - 8-32 X 1-1/2	4
7	9	158-6442	ADJUSTING BLOCK BASE	2
			ATTACHING PARTS	
		153-2003	FLAT WASHER - #10	2
		153-2013	LOCK WASHER - #10	2
		153-2091	MS PHILLIPS - 10-32 X 3/4	2

Kustodian Walker Attaching Parts

Rev 1:07

FIGURE NUMBER	INDEX NUMBER	PART NUMBER	PART NAME & DESCRIPTION	QUANTITY NEEDED
7	10	158-6445	ADJUSTING BOLT MOUNT BLOCK	2
			ATTACHING PARTS	
		153-2003	FLAT WASHER - #10	2
		153-2013	LOCK WASHER - #10	2
		153-2091	MS PHILLIPS - 10-32 X 3/4	2
		153-2020	LOCKNUT - 1/4-20 (NYLOK)	2
		153-2932	SET SCREW - 1/4-20 X 1-3/4	1
7	11	158-8432	ASSEMBLY - DRIP PAD 1PC TRANSFER SYSTEM -RIGHT	1
			FOR ATTACHING PARTS SEE FIG. 1:19	
8	1	154-6725	CONDITIONER TANK (NO FITTINGS)	1
8	1	154-8682	CONDITIONER TANK (COMPLETE)	1
			ATTACHING PARTS	
		153-2004	FLAT WASHER - 1/4	2
		153-2014	LOCK WASHER - 1/4	2
		153-2603	HHCS - 1/4-20 X 3/4	2
8	2	154-1214	FLUID METERING PUMP - 0.05 ml/STROKE	1
			ATTACHING PARTS	
		153-2013	LOCK WASHER - #10	2
		153-2086	MS PHILLIPS - 8-32 X 5/8	2
8	3	158-8401	ASSEMBLY - OIL PUMP MOTOR 24VDC	1
			ATTACHING PARTS	
		153-2002	FLAT WASHER - #8	4
		153-2013	LOCK WASHER - #10	4
		153-2089	MS PHILLIPS - 8-32 X 1	2
8	4	158-6428	OIL PUMP MOTOR MOUNT ANGLE	1
			ATTACHING PARTS	
		153-2602	HHCS - 5/16-18 X 3/4	2
8	5	154-0218	GROMMET - 7/16 X 11/16 (1/4" PANEL)	1
8	6	154-6287	GUARD FOR PUMP & MOTOR	1
			ATTACHING PARTS	
		153-2013	LOCK WASHER - #10	2
		153-2086A	MS PHILLIPS - 8-32 X 3/8	2
8	7	158-9404	PULLEY - 16XL037 X 1/4 INCH BORE (2 SET SCREWS)	1
8	8	154-9607	PULLEY (24XL 5/16" BORE W/SET) 60Hz	1
8	9	153-2417	GROMMET - 5/8 X 15/16 (0.060 PANEL)	1
8	10	154-9202A	BELT FOR METERING PUMP (130XL037)	1
8	11	154-1209	VALVE-24V DC 3-WAY (1/8" NPT)	1
			ATTACHING PARTS	
		153-2523	FHMS PHILLIPS - 4-40 X 3/8	2
8	12	154-0224	MALE CONNECTOR - 1/4" TUBE X 1/8 NPT	2
			ATTACHING PARTS	
		154-0226	ELBOW - TUBE TO HOSE BARB (1/4" STEM X 1/4 ID HOSE)	1
8	13	154-0613	ELBOW - 1/8 NPT X 3/16 TUBE	1
8	14	154-1225	PRESSURE GAUGE (0-30 PSI) - 1-1/2 DIA	1
			FOR ATTACHING PARTS SEE FIG. 1:18	
8	15	154-0257	FEMALE CONNECTOR - 1/4" TUBE X 1/8 FPT	1

Kustodian Walker Attaching Parts

Rev 1:07

FIGURE NUMBER	INDEX NUMBER	PART NUMBER	PART NAME & DESCRIPTION	QUANTITY NEEDED
8	16	153-0815	UNION TEE (1/4 X 1/4 X 1/4-QUICK DISC)	1
8	17	154-6257	MOUNTING ANGLE FOR OIL PRESSURE GAUGE	1
		ATTACHING PARTS		
		153-2087	MS PHILLIPS - 8-32 X 3/4	2
		153-2002	FLAT WASHER - #8	4
		153-2019	LOCKNUT - 8-32 (NYLOK)	2
8	18	153-2506	SLOTTED SHIM WASHER-3/8 (FOR VALVES)	1
8	19	154-0222	ELBOW - 1/4" STEM X 1/4" TUBING OD	1
8	20	154-8816	PULSE SUPPRESSER TUBING KIT (9.25")	1
8	21	154-0202A	PENCIL TUBING STOCK - 1/4" OD X 1/8" ID	INCH
8	22	154-0248	REDUCING UNION CONNECTOR-1/4" X 3/16"	3
8	23	154-0202B	PENCIL TUBING STOCK-3/16" OD X 1/16" ID	INCH
8	24	154-0256	ELBOW - 3/8 TUBE OD X 3/8 TUBE	2
8	25	154-0225	ELBOW - 3/8 TUBE OD X 1/4 NPT	1
8	26	154-0258	ELBOW - 3/8 STEM X 3/8 TUBE	1
8	27	154-0202	PUMP TUBING STOCK - (3/8 OD X 1/4 ID)	INCH
8	28	154-1617	FLOAT FOR PLASTIC TANK	1
8	29	154-0832	GARDEN HOSE FITTING CAP W/ GASKET	1
8	30	154-0248	REDUCING UNION CONNECTOR-1/4" X 3/16"	1
8	31	154-0212	TANK FILTER (5" SS) FOR OIL TANK	1
8	32	154-0287C	O-RING FOR GUEST FITTING - 1/2" - VITON	1

Kustodian Walker Attaching Parts

Rev 1:07

FIGURE NUMBER	INDEX NUMBER	PART NUMBER	PART NAME & DESCRIPTION	QUANTITY NEEDED
9	1	154-8637	BUFFER BRUSH LIFTING ASSEMBLY	1
			<i>ATTACHING PARTS</i>	
		153-2804	COLLAR - 3/8 X 3/4 X 3/8	2
9	2	154-6824	BRUSH CAM SWITCH PLATE	1
			<i>ATTACHING PARTS</i>	
		153-2002	FLAT WASHER - #8	4
		153-2019	LOCKNUT - 8-32 (NYLOK)	2
		153-2086	MS PHILLIPS - 8-32 X 5/8	2
9	3	158-8402	ASSEMBLY - SQUEEGEE/BRUSH LIFT MOTOR 24V	2
			<i>ATTACHING PARTS</i>	
		153-2091	MS PHILLIPS - 10-32 X 3/4	4
		153-2003	FLAT WASHER - #10	4
		153-2013	LOCK WASHER - #10	4
9	4	154-6243	MOTOR CAM - DUAL LOBES (FOR STACKED SWITCHES)	1
			<i>ATTACHING PARTS</i>	
		153-2051	SET SCREW - 1/4-20 X 1/2	1
9	5	153-2801	SHOULDER BOLT - 3/8 X 3/8 (5/16-18) BRUSH LIFT	1
			<i>ATTACHING PARTS</i>	
		153-2027A	JAM NUT - 5/16-18	1
9	6	153-2804	COLLAR - 3/8 X 3/4 X 3/8	2
9	7	154-8638	BUFFER BRUSH LIFTING LINK - LEFT	1
			<i>ATTACHING PARTS</i>	
		153-2027A	JAM NUT - 5/16-18	2
		153-2801	SHOULDER BOLT - 3/8 X 3/8 (5/16-18) BRUSH LIFT	2
9	8	154-8639	BUFFER BRUSH LIFTING LINK - RIGHT	1
			<i>FOR ATTACHING PARTS SEE FIG. 9:7</i>	
9	9	153-1203	MICROSWITCH - WITH ROLLER (SQUEEGEE & BRUSH)	2
			<i>ATTACHING PARTS</i>	
		153-2727	4-40 X 1-1/4 FHMS	2
		153-2231	LOCKNUT - 4-40	2
9	10	153-2801A	SHOULDER BOLT-3/8 X 3/8-CUT (5/16-18)	2
9	11	154-8837	CAM TO BRUSH LIFTING ROD LINK ASSEMBLY	1
			<i>ATTACHING PARTS</i>	
		153-2027A	JAM NUT - 5/16-18	1
		153-2801	SHOULDER BOLT - 3/8 X 3/8 (5/16-18) BRUSH LIFT	2

Kustodian Walker Attaching Parts

Rev 1:07

FIGURE NUMBER	INDEX NUMBER	PART NUMBER	PART NAME & DESCRIPTION	QUANTITY NEEDED
10	1	154-6264	SHAFT FOR TIMING DISK (REMOTE SENSOR)	1
10	2	154-8619	PILLOWBLOCK-LANE DISTANCE (LEFT-FLANGED)	1
		ATTACHING PARTS		
		153-2005	FLAT WASHER - 5/16	2
		153-2015	LOCK WASHER - 5/16	2
		153-2602	HHCS - 5/16-18 X 3/4	2
10	3	154-6717	5-TOOTH SENSOR DISK - ALUMINUM (3/8 BORE)	1
		ATTACHING PARTS		
		153-2201	SET SCREW - 10-32 X 3/8	1
10	4	158-6647	LDS SHAFT - OLS	1
10	5	153-6027	LANE DISTANCE ADJUSTMENT BLOCK	2
		ATTACHING PARTS		
		153-2005	FLAT WASHER - 5/16	2
		153-2015	LOCK WASHER - 5/16	2
		153-2602	HHCS - 5/16-18 X 3/4	2
10	6	154-1220	INDUCTIVE PROXIMITY SENSOR FOR ATTACHING PARTS SEE FIG. 4:11	1
10	7	154-9211	LDS AND TACH SENSOR DRIVE CHAIN (25P29)	1
		ATTACHING PARTS		
		153-9045	25 MASTER LINK	1
10	8	153-2234	HHCS - 3/8-16 X 4 (FULL THREAD)	2
10	9	154-9213	SPROCKET - 25B15 (TACH AND LDS DRIVE 1/2" BORE)	1
10	10	153-9010	SPROCKET - 25B15 (TRANSFER DRIVE & LDS - 3/8")	1
10	11	153-2009	NYLON FLAT WASHER (3/8 - 0.060)	4
10	12	154-8320	PILLOWBLOCK - LANE DISTANCE SHAFT (CENTER-PLAIN)	1
		ATTACHING PARTS		
		153-2005	FLAT WASHER - 5/16	2
		153-2015	LOCK WASHER - 5/16	2
		153-2602	HHCS - 5/16-18 X 3/4	2
10	13	158-8604	LDS PILLOWBLOCK ASSEMBLY - OLS FOR ATTACHING PARTS SEE FIG. 10:2	1
10	14	153-6068	MICROSWITCH ADJUSTMENT BAR	1
		ATTACHING PARTS		
		153-2002	FLAT WASHER - #8	2
		153-2013	LOCK WASHER - #10	2
		153-2086	MS PHILLIPS - 8-32 X 5/8	2
10	15	153-1202	MICROSWITCH W/O ROLLER	1
		ATTACHING PARTS		
		153-2216	MS PHILLIPS - 4-40 X 5/8	2
10	16	153-8062	COLLAR ASSEMBLY FOR ON LANE SWITCH	1
10	17	153-9101	PLAIN BUSHING - 1/2 X 5/8 X 1/2	1
10	18	153-2902	STEEL COLLAR - 1/2 X 1-1/8 X 1/2	1
10	19	153-2010A	NYLON FLAT WASHER (1/2 - 0.060)	1
10	20	153-2115	SPRING-0.66 OD X 0.625 (ON-LANE SWITCH)	1

Kustodian Walker Attaching Parts

Rev 1:07

FIGURE NUMBER	INDEX NUMBER	PART NUMBER	PART NAME & DESCRIPTION	QUANTITY NEEDED
11	1	158-8404	ASSEMBLY - CLEANER PUMP MOTOR - 24VDC	1
		158-8404C	ASSEMBLY - CLEANER PUMP COMPLETE - 24VDC	1
		ATTACHING PARTS		
		153-2002	FLAT WASHER - #8	4
		153-2013	LOCK WASHER - #10	4
		153-2927	MS - PHILLIPS - 8-32 X 2-3/4 (PAN HEAD)	4
11	2	154-6865	CLEANER PUMP MOUNT ANGLE	1
		ATTACHING PARTS		
		153-2003	FLAT WASHER - #10	4
		153-2013	LOCK WASHER - #10	4
		153-2091	MS PHILLIPS - 10-32 X 3/4	4
11	3	154-6866A	CLEANER PUMP POTENTIOMETER PLATE	1
		FOR ATTACHING PARTS SEE FIG. 11:1		
11	4	154-0860A	CLEANER PUMP	1
		FOR ATTACHING PARTS SEE FIG. 11:1		
11	5	154-8846	CLEANER PUMP POTENTIOMETER ASSEMBLY - (2.5K)	1
		FOR ATTACHING PARTS SEE FIG. 11:1		
11	6		CLEANER PUMP TUBE LOADING TOOL	1
11	7	154-9806	PULLEY - 28XL037 - 1/2 BORE NO SET SCREW	1
11	8	154-6874	CLEANING HEAD BAR SPACER	3
11	9	154-6877	CLEANER HEAD GUIDE BAR	1
		ATTACHING PARTS		
		153-2004	FLAT WASHER - 1/4	3
		153-2014	LOCK WASHER - 1/4	3
		153-2053	HHCS - 1/4-20 X 1	3
		154-6874	CLEANING HEAD BAR SPACER	3
11	10	154-6882	CLEANER HEAD	1
11	11	154-6885	CLEANER HOSE AND SPRING HOLDER	1
11	12	154-6887	CLEANER HOSE AND TIP HOLDER	1
11	13	153-9035	PLAIN BUSHING (3/8 X 1/2 X 3/4)	1
11	14	154-0862	CLEANER TIP W/CHECK VALVE	1
11	15	154-0863	FITTING - MALE LUER TO 1/8" HOSE BARB	1
11	16	154-6888	CLEANER HOSE SPRING MOUNT BLOCK	2
		ATTACHING PARTS		
		153-2051A	SET SCREW - 1/4-20 X 1/4	4
11	17	154-6889	CLEANER HOSE ROUTING BAR	1
		ATTACHING PARTS		
		153-2003	FLAT WASHER - #10	2
		153-2013	LOCK WASHER - #10	2
		153-2301	MS PHILLIPS - 10-24 X 5/8	2
11	18	153-2804	COLLAR - 3/8 X 3/4 X 3/8	1
11	19	153-2902	STEEL COLLAR - 1/2 X 1-1/8 X 1/2	1

Kustodian Walker Attaching Parts

Rev 1:07

FIGURE NUMBER	INDEX NUMBER	PART NUMBER	PART NAME & DESCRIPTION	QUANTITY NEEDED
11	20	154-0861B	NORPRENE TUBING FOR PUMP	INCH
11	21	154-0227	ELBOW-TUBE TO HOSE BARB (1/4" X 5/16 ID)	2
11	22	154-0243	ELBOW (90 DEGREE) 1/4 X 1/4 (GUEST)	2
11	23	154-0222	ELBOW - 1/4" STEM X 1/4" TUBING OD	1
11	24	154-0202A	PENCIL TUBING STOCK - 1/4" OD X 1/8" ID	INCH
11	25	154-0867	CLEANER HOSE SPRING (36")	1
11	26	154-8817	MANUAL VENT VALVE ASSEMBLY FOR TANK	1
11	27	154-0245	PLUG - 1/4" TUBE OD	1
11	28	154-0204STK	STOCK YELLOW TYGON TUBING-1/2 OD X 3/8 ID	INCH
11	29	154-0202	PUMP TUBING STOCK - (3/8 OD X 1/4 ID)	INCH
11	30	154-0255	IN-LINE FILTER (1/4 BARB X 1/4 BARB)	1
11	30	154-8867A	IN-LINE FILTER ASSEMBLY - WALKER	1
11	31	153-2517	HOSE CLAMP (5/16 IN) RANGE = 7/32 - 5/8	2
11	32	154-0244	REDUCER 3/8" TO 1/4"	2
11	33	154-6646	HEAD BELT MOUNT PLATE	1
		ATTACHING PARTS		
		153-2081	MS PHILLIPS - 6-32 X 1/2	4
11	34	154-9201C	CLEANER HEAD TIMING BELT	1
11	35	158-6432	POTENTIOMETER LOCKING BAR (CLEANER PUMP)	1
		ATTACHING PARTS		
		153-2002	FLAT WASHER - #8	3
		153-2019	LOCKNUT - 8-32 (NYLOK)	1
		153-2089	MS PHILLIPS - 8-32 X 1	1
		153-2719	SPACER TO ACTUATE DUSTER SWITCH	1
		153-2744	SET SCREW - 10-24 X 1/4 (NYLON INSERT)	1
11	36	153-2719	SPACER TO ACTUATE DUSTER SWITCH	1
11	37	153-2087	MS PHILLIPS - 8-32 X 3/4	1
11	38	158-8433	CLEANER SUPPLY TANK ASSEMBLY - 3.25 GALLON	1
11	38	158-8433C	CLEANER SUPPLY TANK ASSY-3.25 GAL (COMP)	1
		ATTACHING PARTS		
		153-2004	FLAT WASHER - 1/4	2
		153-2014	LOCK WASHER - 1/4	2
		153-2603	HHCS - 1/4-20 X 3/4	2
11	39	154-1617	FLOAT FOR PLASTIC TANK	1
11	40	154-0212B	TANK FILTER (5" SS) FOR OIL TANK	1
11	41	154-0287C	O-RING FOR GUEST FITTING - 1/2" - VITON	1

Kustodian Walker Attaching Parts

Rev 1:07

FIGURE NUMBER	INDEX NUMBER	PART NUMBER	PART NAME & DESCRIPTION	QUANTITY NEEDED
12	1	158-8402	ASSEMBLY - SQUEEGEE/BRUSH LIFT MOTOR 24VDC	2
			FOR ATTACHING PARTS SEE: FIG 9:3	
12	2	154-6243	MOTOR CAM - DUAL LOBES	1
			ATTACHING PARTS	
		153-2051	SET SCREW - 1/4-20 X 1/2	1
12	3	154-8802	SQUEEGEE ADJUSTMENT ARM - RIGHT	1
			ATTACHING PARTS	
		153-2004	FLAT WASHER - 1/4	2
		153-2014	LOCK WASHER - 1/4	2
		153-2023	HEX NUT - 1/4-20	2
		153-2079	FHMS - 1/4-20 X 1	2
		153-2403	COUNTERSUNK LOCK WASHER - 1/4	2
12	4	154-6824	BRUSH CAM SWITCH PLATE	1
			FOR ATTACHING PARTS SEE: FIG 9:2	
12	5	154-6339-2133	SQUEEGEE MOUNT ANGLE - BLACK	1
			ATTACHING PARTS	
		153-2027A	JAM NUT - 5/16-18	2
		153-2009	NYLON FLAT WASHER (3/8 - 0.060)	2
		153-2303	SHOULDER BOLT-3/8 X 5/8 (5/16-18)	2
12	6	153-0211	SQUEEGEE ROD END WITH FITTING (ON MOTOR)	1
			ATTACHING PARTS	
		153-2214	JAM NUT - 5/16-24	2
		154-0031	5/16-24 ALLTHREAD STOCK	INCH
12	7	154-0031	5/16-24 ALLTHREAD STOCK	INCH
12	8	153-1203	MICROSWITCH W/ROLLER	2
			FOR ATTACHING PARTS SEE: FIG 9:9	
12	9	153-2062	HHCS - 5/16-18 X 1-1/4	2
12	10	153-0202	SQUEEGEE ASSEMBLY - BLUE	1
12	10	153-8204	SQUEEGEE BLADE REPLACEMENT KIT (BLUE)	1
			ATTACHING PARTS	
		153-2004	FLAT WASHER - 1/4	2
		153-2014	LOCK WASHER - 1/4	2
		153-2023	HEX NUT - 1/4-20	2
12	11	154-6677A	SQUEEGEE HOSE ADAPTER - NYLON	1
			ATTACHING PARTS	
			USE SILICON WHEN ATTACHING	
		153-2004	FLAT WASHER - 1/4	2
		153-2014	LOCK WASHER - 1/4	2
		153-2023	HEX NUT - 1/4-20	2
		153-2052A	BHSS - 1/4-20 X 7/8	2
12	12	154-6827	PC RELAY MOUNT PLATE ANGLE	1
			ATTACHING PARTS	
		153-2004	FLAT WASHER - 1/4	1
		153-2014	LOCK WASHER - 1/4	1
		153-2023	HEX NUT - 1/4-20	1

Kustodian Walker Attaching Parts

Rev 1:07

FIGURE NUMBER	INDEX NUMBER	PART NUMBER	PART NAME & DESCRIPTION	QUANTITY NEEDED
13	1	158-8407	ASSEMBLY - VACUUM MOTOR 24VDC	1
			ATTACHING PARTS	
		153-2830	HEX HEAD SELF TAP #10 X 5/8 SCREW	4
13	2	153-8827T	1-1/4" PVC ELBOW FOR TANK INLET (NO THREADS)	1
13	3	154-0260	FLEXIBLE VACUUM HOSE STOCK (1-1/2" ID)	INCH
13	4	154-0607	PVC ELBOW - 1-1/2 BARB X 1-1/2 BARB	1
13	5	153-2924	MS PHILLIPS - 1/4-20 X 3/4 TRUSS HEAD	12
13	6	153-6221	VACUUM WALL ADAPTER	1
			USE SILICON WHEN ATTACHING	
13	7	153-2406	HOSE CLAMP (1-1/2")	4
13	8	158-6448	RECOVERY TANK SUB-FLOOR COVER PLATE - 10 GAL	1
			ATTACHING PARTS	
		153-2924	MS PHILLIPS - 1/4-20 X 3/4 TRUSS HEAD	12
13	9	158-8617	RECOVERY TANK ASSEMBLY - 10 GALLON	1
13	10	154-6613	VACUUM MOTOR HOUSING	1
			ATTACHING PARTS	
		153-2004	FLAT WASHER - 1/4	2
		153-2014	LOCK WASHER - 1/4	2
		153-2023	HEX NUT - 1/4-20	2
		153-2078	FHMS - 1/4-20 X 3/4	2
13	11	154-0810	LIFTING HANDLE (SS SPRING LOADED CHEST)	2
			ATTACHING PARTS	
		153-2003	FLAT WASHER - #10	3
		153-2013	LOCK WASHER - #10	3
		153-2301	MS PHILLIPS - 10-24 X 5/8	3
13	12	158-0405	RECOVERY TANK GASKET	1
13	13	158-0406	FILTER FOR 10 GALLON TANK	1
13	14	154-0006A	BUMPER GUARD - POLYURETHANE (13/32)	2
14	1	153-6850	HUM DUSTER PLUG FOR CARDBOARD CORE	1
			ATTACHING PARTS	
		153-2005	FLAT WASHER - 5/16	1
		153-2020A	LOCKNUT - 1/4-20 (STOVER)	1
		153-2535	SHOULDER BOLT - 5/16 X 2-1/4 (1/4-20) DUSTER PLUG	1
		153-2808	SPRING - 0.42 OD X 1.25 (DUSTER PLUG)	1
14	2	153-6853	HUM DUSTER PLUG FOR PVC TAKE-UP REEL	1
			FOR ATTACHING PARTS SEE: FIG 14:1	
14	3	153-8839	CUSHION ROLLER W/PAD (STEEL=44-3/8)	1
14	4	153-8202B	DUSTER SOLID DRIVE HUB (PVC - 1/4-28)	1
			ATTACHING PARTS	
		153-2050	SET SCREW - 1/4-28 X 3/8	1
14	5	153-8201B	DUSTER DRIVE HUB ASSEMBLY (1/4-28)	1
14	5	153-8201B	DUSTER DRIVE HUB ASSEMBLY (1/4-28)	1
			FOR ATTACHING PARTS SEE: FIG 14:4	

Kustodian Walker Attaching Parts

Rev 1:07

FIGURE NUMBER	INDEX NUMBER	PART NUMBER	PART NAME & DESCRIPTION	QUANTITY NEEDED
14	6	153-8420	CUSHION ROLLER PIVOT ARM ASSEMBLY	2
			ATTACHING PARTS	
		153-2005	FLAT WASHER - 5/16	1
		153-2020A	LOCKNUT 1/4-20 STOVER	1
		153-2408	SHOULDER BOLT - 5/16 X 1/2 1/4-20 THREADS	1
14	7	154-1603	MICROSWITCH - WITHOUT ROLLER (LARGE)	2
			ATTACHING PARTS	
		153-2084	MS PHILLIPS - 6-32 X 1	2
		153-2001	FLAT WASHER - #6	4
		153-2018	LOCKNUT - 6-32 (NYLOK)	2
14	8	153-0047EZ	CLOTH - EZ EXTRUDED REUSABLE CORE	CASE
14	9	153-0429	DMR DUSTER ROLL SUPPORT PIPE (40 INCH)	1
14	10	153-8824	PVC TAKE-UP REEL ASSEMBLY (1/4-28)	1
14	11	158-8403	ASSEMBLY - DUSTER MOTOR 24VDC	2
			ATTACHING PARTS	
		153-2091	MS PHILLIPS - 10-32 X 3/4	4
		153-2003	FLAT WASHER - #10	4
		153-2013	LOCK WASHER - #10	4
14	12	153-2807	SHOULDER BOLT-5/16 X 2 (1/4-20)	2
14	13	153-2808	SPRING - 0.42 OD X 1.25 (DUSTER PLUG)	2
14	14	153-2020A	LOCKNUT - 1/4-20 (STOVER)	2
15	1	154-6887	CLEANER HOSE AND TIP HOLDER	1
15	2	154-6832	OIL PENCIL TIP	1
15	3	154-6646	HEAD BELT MOUNT PLATE	1
			FOR ATTACHING PARTS SEE: FIG 11:33	
15	4	154-6647A	SLIDING HEAD BAR	1
			ATTACHING PARTS	
		153-2702	FHMS - 1/4-20 X 1 SELF-LOCKING	3
15	5	154-6893	OIL HEAD - ADJUSTABLE TIP ANGLE	1
			ATTACHING PARTS	
		153-2954	HHCS - 8-32 X 1-3/4	1
		153-2507	FHMS PHILLIPS - 8-32 X 3/4	1
		153-2414	HEX NUT - 8-32	2
15	6	158-6423	HEAD MOUNT MOTOR BLOCK (BATTERY)	1
			ATTACHING PARTS	
		153-2004	FLAT WASHER - 1/4	2
		153-2014	LOCK WASHER - 1/4	2
		153-2052	HHCS - 1/4-20 X 7/8	2
15	7	154-6872	HEAD DRIVE MOUNT BAR	3
			ATTACHING PARTS	
		153-2004	FLAT WASHER - 1/4	2
		153-2014	LOCK WASHER - 1/4	2
		153-2052	HHCS - 1/4-20 X 7/8	2

Kustodian Walker Attaching Parts

Rev 1:07

FIGURE NUMBER	INDEX NUMBER	PART NUMBER	PART NAME & DESCRIPTION	QUANTITY NEEDED
15	8	154-0206	SPRING FOR OIL LINE (10")	1
			ATTACHING PARTS	
		153-1049E	WIRE HARNESS CLAMP - 3/8	1
		153-2002	FLAT WASHER - #8	1
		153-2019	LOCKNUT - 8-32 (NYLOK)	1
		153-2086	MS PHILLIPS - 8-32 X 5/8	1
15	9	153-2804	COLLAR - 3/8 X 3/4 X 3/8	2
15	10	154-6687	SPRING RETAINER PLATE	1
			ATTACHING PARTS	
		153-2002	FLAT WASHER - #8	4
		153-2019	LOCKNUT - 8-32 (NYLOK)	2
		153-2086	MS PHILLIPS - 8-32 X 5/8	2
15	11	158-8405	ASSEMBLY - HEAD DRIVE MOTOR 24VDC	1
			ATTACHING PARTS	
		153-2002	FLAT WASHER - #8	8
		153-2019	LOCKNUT - 8-32 (NYLOK)	4
		153-2089	MS PHILLIPS - 8-32 X 1	4
15	12	154-8806	KEYPAD ASSEMBLY	1
			ATTACHING PARTS	
		154-0801	KEYBOARD DECAL - KUSTODIAN	1
15	13	154-1220	INDUCTIVE PROXIMITY SENSOR	4
			FOR ATTACHING PARTS SEE: FIG 4:11	
15	14	154-0202A	PENCIL TUBING STOCK - 1/4" OD X 1/8" ID	INCH
15	15	153-1209	BUTTON GUARD	1
15	16	153-1408	PUSH BUTTON (RED - NORMALLY OPEN)	1
15	17	154-8348-2850	SPLASH GUARD ASSEMBLY - WALKER	1
			FOR ATTACHING PARTS SEE: FIG 1:1	
16	1	158-8435	DRIVE BLOCK PILLOWBLOCK ASSEMBLY - 2 INCH	2
			ATTACHING PARTS	
		153-2006	FLAT WASHER - 3/8	2
		153-2016	LOCK WASHER - 3/8	2
		153-2066	HHCS - 3/8-16X1	2
16	2	158-8602	DRIVE MOTOR ASSEMBLY - EXTENDED SHAFT	1
			ATTACHING PARTS	
		153-2053	HHCS - 1/4-20 X 1	4
		153-2004	FLAT WASHER - 1/4	8
		153-2014	LOCK WASHER - 1/4	4
		153-2023	HEX NUT - 1/4-20	4
16	2.1	158-1405B	BRUSHES - DRIVE MOTOR (SOLD AS PAIR)	PAIR
16	3	153-9002	SPROCKET - 40B13 (5/8")	1
16	4	153-9003	SPROCKET - 40B10 (5/8")	2
16	5	158-6603	PARTITION BEARING WALL	1
			ATTACHING PARTS	
		153-2004	FLAT WASHER - 1/4	4
		153-2014	LOCK WASHER - 1/4	4
		153-2023	HEX NUT - 1/4-20	4
		153-2078	FHMS - 1/4-20 X 3/4	4

Kustodian Walker Attaching Parts

Rev 1:07

FIGURE NUMBER	INDEX NUMBER	PART NUMBER	PART NAME & DESCRIPTION	QUANTITY NEEDED
16	6	154-6841	BUFFER IDLER MOUNT	1
			ATTACHING PARTS	
		153-2006	FLAT WASHER - 3/8	1
		153-2016	LOCK WASHER - 3/8	1
		153-2805	FHSS - 3/8-16 X 1-1/4	1
		153-2025	HEX NUT - 3/8-16	1
16	7	158-6655	THREADED BLOCK - WALKER	1
			ATTACHING PARTS	
		153-2603	HHCS - 1/4-20 X 3/4	2
		153-2014	LOCK WASHER - 1/4	2
16	8	154-9603	5/8" FLANGED BEARING (DRIVE SHAFT)	1
			ATTACHING PARTS	
		153-2061	HHCS - 5/16-18 X 1	2
		153-2015	LOCK WASHER - 5/16	2
		153-2005	FLAT WASHER - 5/16	2
16	9	158-9611	CHAIN - 40P21R	1
			ATTACHING PARTS	
		153-9047	#40 MASTER LINK	1
16	10	158-9604	BUSHING PLAIN 3/8 ID X 5/8 OD X 1 LONG	1
16	11	153-2936	SHIM - 3/8 X .032 LENGTHENING SHIM	1
16	12	153-2739	SHOULDER BOLT - 3/8 X 1 (5/16 THREAD)	1
16	13	153-2951	1/4-20 X 3" FULL THREAD HEX HEAD BOLT	1
16	14	154-1220	INDUCTIVE PROXIMITY SENSOR	1
			FOR ATTACHING PARTS SEE: FIG 4:11	
16	15	154-6717	5 - TOOTH SENSOR DISK - ALUMINUM (3/8 BORE)	1
			FOR ATTACHING PARTS SEE: FIG 10:3	
16	16	153-2045	STEEL COLLAR - 5/8 X 1-1/8 X 1/2	2
16	17	154-6820	MAIN DRIVE SHAFT	1
16	18	153-0043	THICK FELT WASHER - 5/8	4
16	19	154-6881	RECOVERY TANK SUPPORT BAR	2
			ATTACHING PARTS	
		153-2806	FLAT HEAD PHILLIPS - 8-32 X 5/8	2
16	20	158-9612	CHAIN - 40P43R	1
			FOR ATTACHING PARTS SEE: FIG 16:9	
16	21	154-8007	SIDE PLATE PILLOWBLOCK FOR DRIVE SHAFT	2
			ATTACHING PARTS	
		153-2006	FLAT WASHER - 3/8	6
		153-2015	LOCK WASHER - 3/8	4
		153-2024	HEX NUT - 3/8-16	4
		153-2068	HHCS - 3/8-16 X 1-1/2	2
		153-2805A	FHSS - 3/8-16 X 1-1/2	2
16	22	153-7013	URETHANE BLEND LANE DRIVE WHEEL (4")	2
			ATTACHING PARTS	
		153-2819	SET SCREW - 5/16-24 X 3/8 (W/ KNURL)	2

Kustodian Walker Attaching Parts

Rev 1:07

FIGURE NUMBER	INDEX NUMBER	PART NUMBER	PART NAME & DESCRIPTION	QUANTITY NEEDED
17	1	153-9003	SPROCKET - 40B10 (5/8")	1
17	2	158-8414	ASSEMBLY - BUFFER MOTOR 24VDC	1
			ATTACHING PARTS	
		153-2004	FLAT WASHER - 1/4	4
		153-2014	LOCK WASHER - 1/4	4
		153-2052	HHCS - 1/4-20 X 7/8	4
17	2.1	158-1405B	BRUSHES - DRIVE MOTOR (SOLD AS PAIR)	PAIR
17	3	158-8602	DRIVE MOTOR ASSEMBLY - EXTENDED SHAFT	1
			FOR ATTACHING PARTS SEE: FIG 16:2	
17	4	158-6631	ZTR MOTOR SPACER	1
			ATTACHING PARTS	
		153-2004	FLAT WASHER - 1/4	2
		153-2014	LOCK WASHER - 1/4	2
		153-2078	FHMS - 1/4-20 X 3/4	4
		153-2603	HHCS - 1/4-20 X 3/4	2
17	5	154-9603	5/8" FLANGED BEARING (DRIVE SHAFT)	1
			FOR ATTACHING PARTS SEE: FIG 16:8	
17	6	158-6630	BUFFER MOTOR MOUNT	1
			ATTACHING PARTS	
		153-2005	FLAT WASHER - 5/16	4
		153-2015	LOCK WASHER - 5/16	4
		153-2061	HHCS - 5/16-18 X 1	4
17	7	158-9610	CHAIN - 40P27R	1
			FOR ATTACHING PARTS SEE: FIG 16:9	
17	8	158-9401	PULLEY - 14L050 X 1/2" BORE	1
18	1	158-7001	DRIVE WHEEL - 4.5 INCH	2
18	2	158-6629	ZTR DRIVE SHAFT - LEFT	1
18	3	158-8601	ZTR SHAFT BUSHING BLOCK ASSEMBLY - INNER	1
			ATTACHING PARTS	
		153-2503	FHSS - 5/16-18 X 1-1/4	2
18	4	158-6627	KICK-UP WHEEL SHAFT	1
18	5	158-8608	KICK-UP WHEEL MOUNT BLOCK ASSEMBLY	1
			ATTACHING PARTS	
		153-2006	FLAT WASHER - 3/8	4
		153-2015	LOCK WASHER - 3/8	4
		153-2066	HHCS - 3/8-16 X 1	4
18	6	158-8612	ZTR KICK-UP WHEEL SPACER ASSEMBLY	1
			ATTACHING PARTS	
		153-2052A	BHSS - 1/4-20 X 7/8	2
18	7	153-7203	NEOPRENE BUMPER WHEEL	1
			ATTACHING PARTS	
		153-2006	FLAT WASHER - 3/8	4
		153-2015	LOCK WASHER - 3/8	1
		153-2025	HEX NUT - 3/8-16	1
		153-2027	JAM NUT - 3/8-16	1
		153-2009	NYLON FLAT WASHER (3/8 - 0.060)	1
		153-2070	HHCS - 3/8-16 X 2-1/2	1

Kustodian Walker Attaching Parts

Rev 1:07

FIGURE NUMBER	INDEX NUMBER	PART NUMBER	PART NAME & DESCRIPTION	QUANTITY NEEDED
18	8	158-6621	BUMPER WHEEL ANGLE MOUNT	1
			ATTACHING PARTS	
		153-2062	HHCS - 5/16-18 X 1-1/4	2
		153-2005	FLAT WASHER - 5/16	4
		153-2015	LOCK WASHER - 5/16	2
		153-2024	HEX NUT - 5/16-18	2
18	9	158-6620	BUMPER WHEEL MOUNT PLATE	1
			ATTACHING PARTS	
		153-2005	FLAT WASHER - 5/16	4
		153-2015	LOCK WASHER - 5/16	4
		153-2061	HHCS - 5/16-18 X 1	4
18	10	158-8607	KICK-UP WHEEL ANGLE ASSEMBLY - LEFT	1
			ATTACHING PARTS	
		153-2006	FLAT WASHER - 3/8	2
		153-2015	LOCK WASHER - 3/8	2
		153-2066	HHCS - 3/8-16 X 1	2
18	11	158-8605	KICK-UP WHEEL SPROCKET ASSEMBLY	1
18	12	154-6831	6-TOOTH ALUMINUM DISK	1
			FOR ATTACHING PARTS SEE: FIG 10:3	
18	13	158-9613	SPROCKET - 25B10 1/4 BORE	1
18	14	158-6626	6-TOOTH DISK SHAFT	1
18	15	154-1220	INDUCTIVE PROXIMITY SENSOR	1
			FOR ATTACHING PARTS SEE: FIG 4:11	
18	16	158-8606	KICK-UP WHEEL COUNTER MOUNT BLOCK ASSEMBLY	1
			ATTACHING PARTS	
		153-2004	FLAT WASHER - 1/4	2
		153-2014	LOCK WASHER - 1/4	2
		153-2053	HHCS - 1/4-20 X 1	2
18	17	153-9816	3/4" FLANGED BEARING	1
			ATTACHING PARTS	
		153-2005	FLAT WASHER - 5/16	2
		153-2015	LOCK WASHER - 5/16	2
		153-2602	HHCS - 5/16-18 X 3/4	2
18	18	158-9601	FLANGED BUSHING - 3/8 X 1/2 X 1/4	3
18	19	158-9602	SPROCKET 40B12 3/4 BORE W/KEYWAY	3
18	20	158-9603	FLANGED BUSHING - 1/4 X 3/8 X 3/4	1
18	21	158-6633	ZTR WHEEL SPACER	1
18	22	158-6639	ZTR KICK-UP WHEEL SPACER MOUNT	2
			ATTACHING PARTS	
		153-2078	FHMS - 1/4-20 X 3/4	1
18	23	153-2937	SHAFT COLLAR 3/4" ID	1
18	24	153-2703	STEEL COLLAR - 1/4 X 3/8	1
18	25	153-9031	PLAIN BUSHING - 1/4 X 3/8 X 3/4	1
18	26	153-2510	NYLON WASHER - 1/4 (0.060)	6

Kustodian Walker Attaching Parts

Rev 1:07

FIGURE NUMBER	INDEX NUMBER	PART NUMBER	PART NAME & DESCRIPTION	QUANTITY NEEDED
18	27	158-9608	PLAIN BUSHING - 3/4 X 1 X 3/4	1
18	28	153-2938	NYLON WASHER - 3/4" X 1/8" THICK	2
18	29	153-2939	NYLON WASHER - 3/4" X 1/16" THICK	1
18	30	158-6658	ZTR CHAIN TENSIONER	1
		<i>ATTACHING PARTS</i>		
		153-2013	LOCK WASHER - #10	2
		153-2002	FLAT WASHER - #8	8
		153-2089	MS PHILLIPS - 8-32 X 1	2
18	31	158-9609	CHAIN - 40P55R	1
		<i>FOR ATTACHING PARTS SEE: FIG 16:9</i>		
18	32	158-9607	CHAIN - 25P65R	1
		<i>FOR ATTACHING PARTS SEE: FIG 10:7</i>		
19	1	158-7001	DRIVE WHEEL - 4.5 INCH	2
		<i>FOR ATTACHING PARTS SEE: FIG 18:1</i>		
19	2	158-8601	ZTR SHAFT BUSHING BLOCK ASSEMBLY - INNER	1
		<i>ATTACHING PARTS</i>		
19	3	158-6627	KICK-UP WHEEL SHAFT	1
19	4	158-8608	KICK-UP WHEEL MOUNT BLOCK ASSEMBLY	1
		<i>FOR ATTACHING PARTS SEE: FIG 18:5</i>		
19	5	158-8609	KICK-UP WHEEL ANGLE ASSEMBLY - RIGHT	1
		<i>FOR ATTACHING PARTS SEE: FIG 18:10</i>		
19	6	158-8612	ZTR KICK-UP WHEEL SPACER ASSEMBLY	1
		<i>FOR ATTACHING PARTS SEE: FIG 18:6</i>		
19	7	153-7203	NEOPRENE BUMPER WHEEL	1
		<i>FOR ATTACHING PARTS SEE: FIG 18:7</i>		
19	8	158-6621	BUMPER WHEEL ANGLE MOUNT	1
		<i>FOR ATTACHING PARTS SEE: FIG 18:8</i>		
19	9	158-6620	BUMPER WHEEL MOUNT PLATE	1
		<i>FOR ATTACHING PARTS SEE: FIG 18:9</i>		
19	10	158-8605	KICK-UP WHEEL SPROCKET ASSEMBLY	1
19	11	154-6831	6-TOOTH ALUMINUM DISK	1
		<i>FOR ATTACHING PARTS SEE: FIG 10:3</i>		
19	12	158-9613	SPROCKET - 25B10 1/4 BORE	1
19	13	158-6626	6-TOOTH DISK SHAFT	1
19	14	154-1220	INDUCTIVE PROXIMITY SENSOR	1
		<i>FOR ATTACHING PARTS SEE: FIG 4:11</i>		

Kustodian Walker Attaching Parts

Rev 1:07

FIGURE NUMBER	INDEX NUMBER	PART NUMBER	PART NAME & DESCRIPTION	QUANTITY NEEDED
19	15	158-8606	KICK-UP WHEEL COUNTER MOUNT BLOCK ASSEMBLY	1
			FOR ATTACHING PARTS SEE: FIG 18:16	
19	16	158-6628	ZTR DRIVE SHAFT - RIGHT	1
19	17	153-9016	3/4" FLANGED BEARING	1
			FOR ATTACHING PARTS SEE: FIG 18:17	
19	18	158-9601	FLANGED BUSHING - 3/8 X 1/2 X 1/4	3
19	19	158-9602	SPROCKET 40B12 3/4 BORE W/KEYWAY	3
19	20	158-9603	FLANGED BUSHING - 1/4 X 3/8 X 3/4	1
19	21	158-6633	ZTR WHEEL SPACER	1
19	22	158-6639	ZTR KICK-UP WHEEL SPACER MOUNT	2
			FOR ATTACHING PARTS SEE: FIG 18:22	
19	23	153-2703	STEEL COLLAR - 1/4 X 3/8	1
19	24	153-9031	PLAIN BUSHING - 1/4 X 3/8 X 3/4	1
19	25	153-2510	NYLON WASHER - 1/4 (0.060)	6
19	26	158-9608	PLAIN BUSHING - 3/4 X 1 X 3/4	1
19	27	153-2938	NYLON WASHER - 3/4" X 1/8" THICK	2
19	28	153-2939	NYLON WASHER - 3/4" X 1/16" THICK	1
19	29	158-6658	ZTR CHAIN TENSIONER	1
			FOR ATTACHING PARTS SEE: FIG 18:30	
19	30	158-9609	CHAIN - 40P55R	1
			FOR ATTACHING PARTS SEE: FIG 16:9	
19	31	158-9607	CHAIN - 25P65R	1
			FOR ATTACHING PARTS SEE: FIG 10:7	

All Parts are Subject to Change without Notice

Kustodian Walker Parts List

Rev 1:07

PART NUMBER	PART DESCRIPTION	UOM
153-0001	TRANSPORT CASTER (3" DUAL WHEEL)	EACH
153-0030S	STOCK - 5/16" ID CLEAR PVC TUBING	INCH
153-0036	LID VIBRATION STRIP (SOLD BY INCH)	INCH
153-0037	DECAL (MADE IN USA)	EACH
153-0043	THICK FELT WASHER - 5/8	EACH
153-0046	STOCK - SQUARE GROMMET	INCH
153-0047EZ	K2 CLOTH - EZ REUSABLE CORE	CASE
153-0202	COMPLETE SQUEEGEE ASSEMBLY (BLUE)	EACH
153-0202B	REPLACEMENT SQUEEGEE BLADE - BLUE STOCK (42")	EACH
153-0204F	FAN BLADE FOR VACUUM MOTOR (REPLACEMENT ONLY)	EACH
153-0204H	HOUSING FOR VACUUM MOTOR (REPLACEMENT ONLY)	EACH
153-0211	SQUEEGEE ROD END WITH FITTING (ON MOTOR)	EACH
153-0242	REDUCER (1/4 - FPT X 3/8 - MPT) PVC	EACH
153-0252	SUPPLY TANK FUNNEL	EACH
153-0429	DMR DUSTER ROLL SUPPORT PIPE (40 INCH)	EACH
153-0812	TRANSPORT CASTER-2" HEAVY DUTY (3/8")	EACH
153-0815	UNION TEE (1/4 X 1/4 X 1/4-QUICK DISC)	EACH
153-1028	PANEL-MOUNT FUSE HOLDER - UL (COMPLETE)	EACH
153-1034	FEMALE QUICK DISCONNECT-3/16 (18 AWG)	EACH
153-1034A	FEMALE QUICK DISCONNECT-3/16 (14 AWG)	EACH
153-1035	FEMALE QUICK DISCONNECT-1/4 (18 AWG)	EACH
153-1035A	FEMALE QUICK DISCONNECT-1/4 (14 AWG)	EACH
153-1036	RING TERMINAL - 16-14 AWG (#6 STUD)	EACH
153-1036A	RING TERMINAL - 22-18 AWG (#6 STUD)	EACH
153-1036B	RING TERMINAL - 16-14 AWG (#8 STUD)	EACH
153-1037	WIRE JOINT (LARGE)	EACH
153-1038	WIRE JOINT - 22-18 AWG (SMALL)	EACH
153-1039A	CONNECTOR 9 CIRCUIT FREE RECEPTACLE	EACH
153-1041	CONNECTOR 2 CIRCUIT FREE RECEPTACLE	EACH
153-1042	CONNECTOR 2 CIRCUIT FREE PLUG (MALE PIN)	EACH
153-1043	CONNECTOR 3 CIRCUIT PANEL PLUG-MALE PINS	EACH
153-1044	CONNECTOR 3 CIRCUIT FREE RECEPTACLE	EACH
153-1045	FEMALE TERMINAL (0.093 DIA 14-20 AWG)	EACH
153-1046	MALE TERMINAL (0.093 DIA 14-20 AWG)	EACH
153-1047	WIRE TIE (4")	EACH
153-1049A	WIRE HARNESS CLAMP - 1/4	EACH
153-1049B	WIRE HARNESS CLAMP - 1/2	EACH
153-1049C	WIRE HARNESS CLAMP - 3/4	EACH
153-1049D	WIRE HARNESS CLAMP - 1/8	EACH
153-1049E	WIRE HARNESS CLAMP - 3/8	EACH
153-1050	STOCK - HEAT SHRINK TUBING (1/4)	INCH
153-1050A	STOCK - HEAT SHRINK TUBING (3/16)	INCH
153-1050B	STOCK - HEAT SHRINK TUBING (1/8)	INCH
153-1202	MICROSWITCH-W/O ROLLER (SQUEEGEE/BRUSH)	EACH
153-1203	MICROSWITCH-WITH ROLLER (SQUEEGEE/BRUSH)	EACH
153-1205	RT ANGLE FEMALE QUICK DISC-1/4 (12-10)	EACH
153-1206	RT ANGLE FEMALE QUICK DISC-1/4 (16-14)	EACH
153-1207	RT ANGLE FEMALE QUICK DISC-1/4 (22-18)	EACH
153-1209	BUTTON GUARD	EACH
153-1305A	MOTOR BALANCING WIRE STOCK - YELLOW 22AWG	EACH
153-1408	PUSH BUTTON (RED = NORMALLY OPEN)	EACH
153-1602A	CONNECTOR 12 CIRCUIT FREE RECEPTACLE	EACH
153-1809M	DIN RAIL (24-1/2")	EACH
153-1809N	DIN RAIL (26-1/2")	EACH

Kustodian Walker Parts List

Rev 1:07

PART NUMBER	PART DESCRIPTION	UOM
153-1818	WIRE TIE - 34" (C200H PC)	EACH
153-2001	FLAT WASHER - #6	EACH
153-2002	FLAT WASHER - #8	EACH
153-2003	FLAT WASHER - #10	EACH
153-2004	FLAT WASHER - 1/4	EACH
153-2005	FLAT WASHER - 5/16	EACH
153-2006	FLAT WASHER - 3/8	EACH
153-2007	FLAT WASHER - 1/2	EACH
153-2009	NYLON FLAT WASHER (3/8 - 0.060)	EACH
153-2010	LOCK WASHER - #10	EACH
153-2010A	NYLON FLAT WASHER (1/2 - 0.060)	EACH
153-2011	NYLON FLAT WASHER (5/8 - 0.060)	EACH
153-2013	LOCK WASHER - #10	EACH
153-2014	LOCK WASHER - 1/4	EACH
153-2015	LOCK WASHER - 5/16	EACH
153-2016	LOCK WASHER - 3/8	EACH
153-2017	LOCK WASHER - 1/2	EACH
153-2018	LOCKNUT - 6-32 (NYLOK)	EACH
153-2019	LOCKNUT - 8-32 (NYLOK)	EACH
153-2020	LOCKNUT - 1/4-20 (NYLOK)	EACH
153-2020A	LOCKNUT - 1/4-20 (STOVER)	EACH
153-2021	LOCKNUT - 3/8-16 (NYLOK)	EACH
153-2021A	LOCKNUT - 3/8-16 (STOVER)	EACH
153-2023	HEX NUT - 1/4-20	EACH
153-2024	HEX NUT - 5/16-18	EACH
153-2025	HEX NUT - 3/8-16	EACH
153-2026	HEX NUT - 1/2-13	EACH
153-2027	JAM NUT - 3/8-16	EACH
153-2027A	JAM NUT - 5/16-18	EACH
153-2029	ACORN NUT - 1/4-20	EACH
153-2030	ACORN NUT - 3/8-16	EACH
153-2034	ALUMINUM RIVET (0.187 X 0.450 X 0.375)	EACH
153-2035	BLIND RIVET WASHER - 3/16	EACH
153-2036	SNAP RING - 5/8	EACH
153-2037	ROLL PIN - 1/8 X 1-3/4	EACH
153-2038	ROLL PIN - 1/8 X 1	EACH
153-2038A	ROLL PIN - 1/8 X 1-1/4	EACH
153-2040	SPOOL GROMMET - 5/16 X 1/2 (1/4" PANEL)	EACH
153-2045	STEEL COLLAR - 5/8 X 1-1/8 X 1/2	EACH
153-2049	SET SCREW - 8-32 X 3/16	EACH
153-2050	SET SCREW - 1/4-28 X 3/8	EACH
153-2051	SET SCREW - 1/4-20 X 1/2	EACH
153-2051A	SET SCREW - 1/4-20 X 1/4	EACH
153-2051B	SET SCREW - 1/4-20 X 3/8	EACH
153-2052	HHCS - 1/4-20 X 7/8	EACH
153-2052A	BHSS - 1/4-20 X 7/8	EACH
153-2053	HHCS - 1/4-20 X 1	EACH
153-2053A	BHSS - 1/4-20 X 1	EACH
153-2054	HHCS - 1/4-20 X 1-1/4	EACH
153-2054A	BHSS - 1/4-20 X 1-1/4	EACH
153-2055	HHCS - 1/4-20 X 1-1/2	EACH
153-2061	HHCS - 5/16-18 X 1	EACH
153-2061A	BHSS - 5/16-18 X 1	EACH
153-2062	HHCS - 5/16-18 X 1-1/4	EACH

Kustodian Walker Parts List

Rev 1:07

PART NUMBER	PART DESCRIPTION	UOM
153-2066	HHCS - 3/8-16x1	EACH
153-2067	HHCS - 3/8-16 X 1-1/4	EACH
153-2068	HHCS - 3/8-16 X 1-1/2	EACH
153-2069	HHCS - 3/8-16 X 2	EACH
153-2070	HHCS - 3/8-16 X 2-1/2	EACH
153-2073A	HHCS - 1/2-13 X 1-1/2	EACH
153-2075	CARRIAGE BOLT - 1/4-20 X 2-1/2	EACH
153-2078	FHMS - 1/4-20 X 3/4	EACH
153-2079	FHMS - 1/4-20 X 1	EACH
153-2081	MS PHILLIPS - 6-32 X 1/2	EACH
153-2083	MS PHILLIPS - 6-32 X 7/8	EACH
153-2084	MS PHILLIPS - 6-32 X 1	EACH
153-2085	MS PHILLIPS - 6-32 X 1-1/4	EACH
153-2086	MS PHILLIPS - 8-32 X 5/8	EACH
153-2086A	MS PHILLIPS - 8-32 X 3/8	EACH
153-2087	MS PHILLIPS - 8-32 X 3/4	EACH
153-2088	MS PHILLIPS - 8-32 X 3/4 (SELF)	EACH
153-2089	MS PHILLIPS - 8-32 X 1	EACH
153-2090	MS PHILLIPS - 8-32 X 1-1/2	EACH
153-2091	MS PHILLIPS - 10-32 X 3/4	EACH
153-2093	SPRING - 0.42 OD X 0.75 (PROCESSOR)	EACH
153-2100	KEYSTOCK - 3/16 X 3/4	EACH
153-2101	KEYSTOCK - 3/16 X 7/8	EACH
153-2102	KEYSTOCK - 3/16 X 1-1/4	EACH
153-2103	KEYSTOCK - 3/16 X 2-1/4	EACH
153-2108	DOME RIVET - 1/8 FOR NAMEPLATE	EACH
153-2113	MS PHILLIPS - 8-32 X 3/8 (SELF TAP)	EACH
153-2115	SPRING-0.66 OD X 0.625 (ON-LANE SWITCH)	EACH
153-2116	LOCK NUT - 5/16-18	EACH
153-2201	SET SCREW - 10-32 X 3/8	EACH
153-2202	FLAT HEAD PHILLIPS - 8-32 X 3/8	EACH
153-2203	FLAT HEAD PHILLIPS - 10-32 X 3/8	EACH
153-2207	MS PHILLIPS - 10-24 X 1-1/4	EACH
153-2208	LOCKNUT - 10-24 (NYLOK)	EACH
153-2214	JAM NUT - 5/16-24	EACH
153-2216	MS PHILLIPS - 4-40 X 5/8	EACH
153-2216A	MS PHILLIPS - 4-40 X 7/8	EACH
153-2219	MS PHILLIPS - 10 X 2 (SELF TAP)	EACH
153-2231	LOCKNUT - 4-40	EACH
153-2233	HHCS - 1/4-20 X 3-1/4 (FULL THREAD)	EACH
153-2234	HHCS - 3/8-16 X 4 (FULL THREAD)	EACH
153-2301	MS PHILLIPS - 10-24 X 5/8	EACH
153-2303	SHOULDER BOLT-3/8 X 5/8 (5/16-18)	EACH
153-2304	JAM NUT - 1/4-20	EACH
153-2401	SPRING - 0.54 OD X 0.75 (GUIDE ROLLER)	EACH
153-2402	SPOOL GROMMET - 1/4 X 3/8 (1/4" PANEL)	EACH
153-2403	COUNTERSUNK LOCK WASHER - 1/4	EACH
153-2406	HOSE CLAMP (1/2")	EACH
153-2407	SHOULDER BOLT-3/8 X 1-3/4 (5/16-18)	EACH
153-2408	SHOULDER BOLT-5/16 X 1/2 (1/4-20)	EACH
153-2409	SHOULDER BOLT-1/4 X 3/8 (10-24)	EACH
153-2412	SHCS-1/4-20 X 1/2 (CUSHION ROLLER STOP)	EACH
153-2414	HEX NUT - 8-32	EACH
153-2417	GROMMET - 5/8 X 15/16 (0.060 PANEL)	EACH

Kustodian Walker Parts List

Rev 1:07

PART NUMBER	PART DESCRIPTION	UOM
153-2501	FLAT HEAD PHILLIPS - 8-32 X 1-1/2	EACH
153-2503	FHSS - 5/16-18 X 1-1/4	EACH
153-2504	MS PHILLIPS - 4-40 X 3/8	EACH
153-2505	MS PHILLIPS - 4-40 X 1	EACH
153-2506	SLOTTED SHIM WASHER-3/8 (FOR VALVES)	EACH
153-2507	FHMS PHILLIPS - 8-32 X 3/4	EACH
153-2510	NYLON WASHER - 1/4 (0.060)	EACH
153-2511	SPRING NUT - 8-32	EACH
153-2512	ACORN NUT - 5/16-18	EACH
153-2515	SHOULDER BOLT - 3/8 X 1/2 (5/16-18)	EACH
153-2516	MS PHILLIPS - 4-40 X 1-1/2	EACH
153-2517	HOSE CLAMP (5/16") RANGE = 7/32 - 5/8	EACH
153-2521	MS PHILLIPS - #6 X 3/8 (SELF TAP)	EACH
153-2522	MS PHILLIPS - 4-40 X 1/2	EACH
153-2523	FHMS PHILLIPS - 4-40 X 3/8	EACH
153-2527	SHOULDER BOLT-3/8 X 2-1/4 (5/16-18)	EACH
153-2529	SET SCREW - 8-32 X 3/8	EACH
153-2530	STANDOFF FASTENER-8-32 X 1 (M/F)	EACH
153-2531	NYLON WASHER - 3/8 (0.030)	EACH
153-2532	STANDOFF FASTENER-8-32 X 1 (F/F)	EACH
153-2533	INTERNAL TOOTH LOCK WASHER - #8	EACH
153-2535	SHOULDER BOLT - 5/16 X 2-1/4 (1/4-20) DUSTER PLUG	EACH
153-2541	MS PHILLIPS - 8-32 X 1/2	EACH
153-2542	FHSS ALLEN - 8-32 X 3/4	EACH
153-2602	HHCS - 5/16-18 X 3/4	EACH
153-2603	HHCS - 1/4-20 X 3/4	EACH
153-2604	MS FLAT PHILLIPS - 10-32 X 1/2	EACH
153-2702	FHMS - 1/4-20 X 1 SELF-LOCKING	EACH
153-2703	STEEL COLLAR - 1/4 X 3/8	EACH
153-2705	CARRIAGE BOLT - 1/4-20 X 7/8	EACH
153-2706	CARRIAGE BOLT - 1/4-20 X 1	EACH
153-2707	SHCS - 5/16-18 X 3/4	EACH
153-2708	SHOULDER BOLT-1/4 X 1/4 (10-24)	EACH
153-2709	NYLON WASHER - 5/16 (0.060)	EACH
153-2710	HHCS - 5/16-18 X 4-1/2	EACH
153-2711	FENDER WASHER - 5/16	EACH
153-2712	ROLL PIN - 5/32 X 2	EACH
153-2713	SPRING - OIL TIP RETAINER	EACH
153-2714	FHMS - 1/4-20 X 1-3/4	EACH
153-2715	SPOOL GROMMET - 3/8 X 9/16 (3/8" PANEL)	EACH
153-2717	HEX NUT - 6-32	EACH
153-2718	FHMS PHILLIPS - 6-32 X 5/8	EACH
153-2719	SPACER TO ACTUATE DUSTER SWITCH	EACH
153-2720	SQUARE HEAD BOLT-1/4-20 X 2 & SQUARE NUT	EACH
153-2722	HHCS - 5/16-18 X 5-1/2 (FULL THREAD)	EACH
153-2723	FHMS PHILLIPS - 4-40 X 3/8	EACH
153-2726	HHCS - 1/4-20 X 3/4	EACH
153-2727	FHMS - 4-40 X 1-1/4	EACH
153-2739	SHOULDER BOLT - 3/8 X 1 (5/16-18 THREAD)	EACH
153-2742	FHMS- 1/4-20 X 1/2	EACH
153-2743	COUNTERSUNK LOCK WASHER - #10	EACH
153-2744	SET SCREW - 10-24 X 1/4 (NYLON INSERT)	EACH
153-2801	SHOULDER BOLT-3/8 X 3/8 (5/16-18)	EACH
153-2801A	SHOULDER BOLT-3/8 X 3/8-CUT (5/16-18)	EACH

Kustodian Walker Parts List

Rev 1:07

PART NUMBER	PART DESCRIPTION	UOM
153-2802	FHSS - 5/16-18 X 5/8	EACH
153-2804	COLLAR - 3/8 X 3/4 X 3/8	EACH
153-2805	FHSS - 3/8-16 X 1-1/4	EACH
153-2805A	FHSS - 3/8-16 X 1-1/2	EACH
153-2806	FLAT HEAD PHILLIPS - 8-32 X 5/8	EACH
153-2807	SHOULDER BOLT - 5/16 X 2 (1/4-20) DUSTER PLUG	EACH
153-2808	SPRING - 0.42 OD X 1.25 (DUSTER PLUG)	EACH
153-2813	MS FLAT PHILLIPS - 10-32 X 3/4	EACH
153-2815	HHCS - 3/8-16 X 2-1/4 (GRADE 8)	EACH
153-2816	MS PHILLIPS - 8-32 X 2 (SS)	EACH
153-2817	FLAT HEAD PHILLIPS - 8-32 X 1/2	EACH
153-2819	SET SCREW - 5/16-24 X 3/8	EACH
153-2824	FLAT HEAD PHILLIPS 8-32 X 7/8 (HANDLE)	EACH
153-2828	MS PHILLIPS - 10-24 x 2-1/2	EACH
153-2830	HEX HEAD SELF TAP #10 X 5/8 SCREW	EACH
153-2902	STEEL COLLAR - 1/2 X 1-1/8 X 1/2	EACH
153-2924	MS PHILLIPS - 1/4-20 X 3/4 TRUSS HEAD	EACH
153-2927	MS - PHILLIPS - 8-32 X 2-3/4 (PAN HEAD)	EACH
153-2928	MS - PHILLIPS - 8-32 X 1-3/4 (PAN HEAD)	EACH
153-2929	MS - PHILLIPS - 8-32 X 3/4 (PAN) T/S	EACH
153-2932	SET SCREW - 1/4-20 X 1-3/4	EACH
153-2937	SHAFT COLLAR 3/4" ID	EACH
153-2938	NYLON WASHER - 3/4" X 1/8" THICK	EACH
153-2939	NYLON WASHER - 3/4" X 1/16" THICK	EACH
153-2940	CAPTIVE NUT - 8-32	EACH
153-2941	VINYL CAP	EACH
153-2942	PIANO HINGE - FRONT BUMPER MOUNT	EACH
153-2943	SPRING HINGE FOR BATTERY DOOR	EACH
153-2944	TORSION SPRING - RH	EACH
153-2945	TORSION SPRING - LH	EACH
153-2946	EXTENSION SPRING - WHISKER	EACH
153-2948	MS - PHIL PAN STEEL ZINC 10-24 X 7/8	EACH
153-2949	SCREW 6-32 X 1/4 FLAT HEAD PHILLIPS ZINC	EACH
153-2951	1/4-20 X 3" FULL THREAD HEX HEAD BOLT	EACH
153-2952	MACHINE LIFT EYEBOLT - 3/8-16	EACH
153-2953	FENDER WASHER - #8	EACH
153-2954	HHCS - 8-32 X 1-3/4	EACH
153-6006	MOMENTARY LANE ROLLER SHAFT	EACH
153-6027	LDS ADJUSTMENT BLOCK	EACH
153-6029	MOMENTARY WHEEL HOUSING	EACH
153-6048-STK	STOCK - MACHINE HANDLE TRIM (BLACK)	INCH
153-6068	MICROSWITCH ADJUSTMENT BAR	EACH
153-6221M	VACUUM WALL ADAPTER PLASTIC	EACH
153-6417	GUIDE ROLLER MOUNT BLOCK	EACH
153-6850	UHMW DUSTER PLUG FOR CARDBOARD CORE	EACH
153-6853	UHMW DUSTER PLUG FOR PVC TAKE-UP REEL	EACH
153-7002AA	LANE DISTANCE COUNTER WHEEL-TREADED (2")	EACH
153-7005R	MOMENTARY WHEEL ASSEMBLY (URETHANE)	EACH
153-7013	URETHANE-BLEND LANE DRIVE WHEEL (4")	EACH
153-7203	NEOPRENE BUMPER WHEEL	EACH
153-8062	COLLAR ASSEMBLY FOR ON LANE SWITCH	EACH
153-8201B	DUSTER DRIVE HUB ASSEMBLY (1/4-28)	EACH
153-8202B	DUSTER SOLID DRIVE HUB (PVC-1/4-28)	EACH
153-8204	SQUEEGEE BLADE REPLACEMENT KIT (BLUE)	EACH

Kustodian Walker Parts List

Rev 1:07

PART NUMBER	PART DESCRIPTION	UOM
153-8410	LANE EDGE GUIDE ROLLER W/BUSHING (1/2")	EACH
153-8420	CUSHION ROLLER PIVOT ARM ASSEMBLY	EACH
153-8824	PVC TAKE-UP REEL ASSEMBLY (44-3/4") OPTIONAL	EACH
153-8827T	1-1/4 PVC ELBOW-TANK INLET (NO THREADS)	EACH
153-8839	CUSHION ROLLER WITH PAD (44-3/8)	EACH
153-9002	SPROCKET (40B13 - 5/8" BORE)	EACH
153-9003	SPROCKET (40B10 - 5/8" BORE)	EACH
153-9010	SPROCKET - 25B15 (TRANSFER DRIVE & LDS - 3/8")	EACH
153-9023	FLANGED BUSHING (1/2 X 3/4 X 3/4)	EACH
153-9024A	PLAIN BUSHING (5/8 X 7/8 X 3/4)	EACH
153-9031	PLAIN BUSHING - 1/4 X 3/8 X 3/4	EACH
153-9034	PLAIN BUSHING (3/8 X 1/2 X 1/4)	EACH
153-9035	PLAIN BUSHING (3/8 X 1/2 X 3/4)	EACH
153-9037	PLAIN BUSHING (1/2 X 3/4 X 3/4)	EACH
153-9045	25 MASTER LINK	EACH
153-9047	40 MASTER LINK	EACH
153-9048	40 OFFSET LINK	EACH
153-9051	CUSHION ROLLER PLUG WITH STUD	EACH
153-9101	PLAIN BUSHING - 1/2 X 5/8 X 1/2	EACH
153-9402	FLANGED BUSHING (3/8 X 1/2 X 1/2)	EACH
153-9409	FLANGED BUSHING (1/4 X 3/8 X 1/4)	EACH
153-9803	FLANGED BUSHING (3/8 X 1/2 X 1/4)	EACH
153-9808	FLANGED BUSHING (1/4 X 1/2 X 5/8)	EACH
153-9816	3/4" FLANGED BEARING	EACH
154-0006	BUMPER GUARD - POLYURETHANE (9/32)	EACH
154-0006A	BUMPER GUARD - POLYURETHANE (13/32)	EACH
154-0031	5/16-24 ALLTHREAD STOCK-ZINC PLATE	INCH
154-0201A	VITON TUBING STOCK (3/8" OD X 1/4" ID)	INCH
154-0202	PUMP TUBING STOCK (3/8" OD X 1/4" ID)	INCH
154-0202A	PENCIL TUBING STOCK - 1/4" OD X 1/8" ID	INCH
154-0202B	PENCIL TUBING STOCK-3/16" OD X 1/16" ID	INCH
154-0202C	PENCIL TUBING CLEAR- 1/4 IN OD X 1/8 IN ID	INCH
154-0204	YELLOW TYGON TUBING-1/2 OD X 3/8 ID	INCH
154-0204STK	STOCK YELLOW TYGON TUBING-1/2 OD X 3/8 ID	EACH
154-0206	SPRING FOR OIL LINE (10")	EACH
154-0210	FELT FOR CLEANING 25 ML CYLINDERS	EACH
154-0210A	FELT FOR CLEANING 50 ML CYLINDERS	EACH
154-0212	TANK FILTER (5" SS) FOR OIL TANK	EACH
154-0212B	FILTER FOR SUPPLY TANK (5" SS) PVC	EACH
154-0215	GRADUATED CYLINDER (25 ML)	EACH
154-0215A	GRADUATED CYLINDER (50 ML)	EACH
154-0218	GROMMET - 7/16 x 11/16 (1/4" PANEL)	EACH
154-0221	BULKHEAD UNION - 1/4" TUBING	EACH
154-0222	ELBOW - 1/4" STEM x 1/4" TUBING OD	EACH
154-0223	ELBOW (90 DEGREE) - 1/4 NPT x 1/4" TUBE	EACH
154-0224	MALE CONNECTOR - 1/4" TUBE X 1/8 NPT (115V)	EACH
154-0225	ELBOW - 3/8 TUBE OD x 1/4 NPT	EACH
154-0226	ELBOW-TUBE TO HOSE BARB (1/4" X 1/4 ID)	EACH
154-0227	ELBOW-TUBE TO HOSE BARB (1/4" X 5/16 ID)	EACH
154-0228S	STOCK - 1/8" GRAY FELT (SAE F3)	SQ INCH
154-0232D	MALE CONNECTOR - 1/2" TUBE x 1/2 NPT	EACH
154-0241	STRAIGHT UNION-1/4 TUBE (OIL PRESSURE)"	EACH
154-0242L	STOCK - VELCRO (2" WIDE LOOP WITH ADHESIVE)	INCH
154-0243	ELBOW (90 DEGREE) 1/4 X 1/4 (GUEST)	EACH

Kustodian Walker Parts List

Rev 1:07

PART NUMBER	PART DESCRIPTION	UOM
154-0243S	STEM ADAPTER-1/4 NPT X 1/4" STEM	EACH
154-0244	REDUCER 3/8" TO 1/4"	EACH
154-0245	PLUG - 1/4" TUBE OD	EACH
154-0248	REDUCING UNION CONNECTOR-1/4" X 3/16"	EACH
154-0255	IN-LINE FILTER (1/4 BARB X 1/4 BARB)	EACH
154-0256	ELBOW - 3/8 TUBE X 3/8 TUBE	EACH
154-0257	FEMALE CONNECTOR - 1/4" TUBE x 1/8 FPT	EACH
154-0258	ELBOW - 3/8 STEM X 3/8 TUBE	EACH
154-0260	FLEXIBLE HOSE STOCK FOR VACUUM (1-1/2" ID)	INCH
154-0262	SAFETY STICKER - COMMERCIALS FLUIDS ONLY	EACH
154-0263	SAFETY STICKER - DISCONNECT POWER	EACH
154-0264	SAFETY STICKER - USE CORD PROVIDED	EACH
154-0265	SAFETY STICKER - MOVING PARTS	EACH
154-0266	SAFETY STICKER - INTERNATIONAL SYMBOL	EACH
154-0269	SAFETY STICKER - GROUND LOCATION	EACH
154-0270	SAFETY STICKER - NO HANDS	EACH
154-0274	START BUTTON STICKER	EACH
154-0285	BULKHEAD UNION - 3/8	EACH
154-0287C	O-RING FOR GUEST FITTING - 1/2" - VITON	EACH
154-0293	MACHINE STICKER - SANCTION TECHNOLOGY	EACH
154-0294	MACHINE STICKER - KEGEL LOGO (BIRD)	EACH
154-0410	FITTING - 3/8 TUBE X 3/8 NPT MALE	EACH
154-0412	ELBOW - 3/8 NPT X 1/4 TUBE	EACH
154-0607	PVC ELBOW - 1-1/2 BARB X 1-1/2 BARB	EACH
154-0609	MAGNETIC CATCH FOR SPLASH GUARD	EACH
154-0610	SAFETY STICKER - DO NOT OVERFILL	EACH
154-0611	SAFETY STICKER - EMPTY TANK	EACH
154-0613	ELBOW - 1/8 NPT X 3/16 TUBE	EACH
154-0647	STICKER - CONDITIONER TANK	EACH
154-0655	TOUCH-UP PAINT - BLACK (2850)	EACH
154-0801	KEYBOARD DECAL - KUSTODIAN	EACH
154-0803	ELBOW - 3/8 NPT X 3/8 TUBE	EACH
154-0804	LID LATCH - 1/4 TURN WITH SLOT	EACH
154-0808	TOGGLE SWITCH STICKER	EACH
154-0810	LIFTING HANDLE (SS SPRING LOADED CHEST)	EACH
154-0811	STICKER - PRIME PUMP	EACH
154-0832	TANK CAP W/GASKET	EACH
154-0832G	WASHER FOR CAP	EACH
154-0860A	CLEANER PUMP	EACH
154-0861B	NORPRENE TUBING FOR CLEANER PUMP	EACH
154-0862	CLEANER TIP WITH CHECK VALVE	EACH
154-0862K	ONE SET OF CLEANER CHECK VALVES (5)	EACH
154-0863	FITTING - MALE LUER TO 1/8" HOSE BARB	EACH
154-0864	FITTING - STRAIGHT CONNECTOR 1/8" BARB	EACH
154-0865	FITTING - ELBOW CONNECTOR 1/8" HOSE BARB	EACH
154-0866	TRANSFER BRUSH ASSEMBLY	EACH
154-0867	SPRING - CLEANER HOSE	EACH
154-0868	CLEANER HOSE AND SPRING RETAINER	EACH
154-0869	CLAMP - CLEANER PUMP TUBE	EACH
154-0872	DUSTER ROUTING STICKER	EACH
154-0881	PUSH LATCH W/ KEY LOCK	EACH
154-1015	MICROSWITCH WITH ROLLER	EACH
154-1209	VALVE-24V DC 3-WAY (1/8" NPT)	EACH
154-1214	FLUID METERING PUMP-0.05 ML/STROKE	EACH

Kustodian Walker Parts List

Rev 1:07

PART NUMBER	PART DESCRIPTION	UOM
154-1220	INDUCTIVE PROXIMITY SENSOR	EACH
154-1225	PRESSURE GAUGE (0-30 PSI) - 1-1/2 DIA	EACH
154-1231	CONNECTOR 6 CIRCUIT RECEPTACLE	EACH
154-1232	CONNECTOR 6 CIRCUIT FREE PLUG (MALE PIN)	EACH
154-1239	TERMINAL BLOCK-GRAY 2 CONDUCTOR (WAGO 261)	EACH
154-1240	TERMINAL BLOCK-BLUE 2 CONDUCTOR (WAGO 261)	EACH
154-1241	TERMINAL BLOCK-ORANGE 2 CONDUCTOR (WAGO 261)	EACH
154-1243	TERMINAL BLOCK-GRAY 4 CONDUCTOR (WAGO 261)	EACH
154-1244	TERMINAL BLOCK-BLUE 4 CONDUCTOR (WAGO 261)	EACH
154-1245	TERMINAL BLOCK-ORANGE 4 CONDUCTOR (WAGO 261)	EACH
154-1246	TERMINAL BLOCK-WHITE 4 CONDUCTOR (WAGO 261)	EACH
154-1247	END PLATE FOR TERMINAL BLOCK (WAGO 261)	EACH
154-1248	JUMPER BAR FOR TERMINAL BLOCK (WAGO 261)	EACH
154-1250	EMERGENCY STOP CIRCUIT BREAKER ASSEMBLY	EACH
154-1251	CIRCUIT BREAKER FOR E-STOP (10A NC)	EACH
154-1252	FORK TERMINAL - 22-18 AWG (#6 STUD)	EACH
154-1252A	FORK TERMINAL - 16-14 AWG (#6 STUD)	EACH
154-1253	FORK TERMINAL - 12-10 AWG (#6 STUD)	EACH
154-1254	PLUG ADAPTER - EUROPE	EACH
154-1261	FUSE - TIME DELAY (0.5A MDL) UL	EACH
154-1262	FUSE - TIME DELAY (0.75A MDL) UL	EACH
154-1267	FUSE - TIME DELAY (3.2A MDL) UL	EACH
154-1268	FUSE - TIME DELAY (4A MDL) UL	EACH
154-1270	FUSE - TIME DELAY (7.5A MDL) UL	EACH
154-1273	FUSE - TIME DELAY FUSE (MDL10ABK)	EACH
154-1603	MICROSWITCH - WITHOUT ROLLER (LARGE)	EACH
154-1606	STOCK - HEAT SHRINK TUBING (1-1/8)	INCH
154-1607	RT ANGLE FEMALE QUICK DISC-3/16 (22-18)	EACH
154-1608	RT ANGLE FEMALE QUICK DISC-3/16 (16-14)	EACH
154-1617	FLOAT FOR PLASTIC TANK	EACH
154-1648	WIRE TIE - 6"	EACH
154-1803	CABLE FOR (NT2-S) KEYBOARD	EACH
154-1807	PIN & SOCKET CONNECTOR 15 CIRCUIT FREE RECEPTACLE	EACH
154-1808	PIN & SOCKET CONNECTOR 15 CIRCUIT FREE PLUG (MALE PINS)	EACH
154-1811	TOGGLE SWITCH SPDT (ON-OFF-ON)	EACH
154-6221	MOUNTING ANGLE - HEAVY DUTY CASTER (3 x 3.625)	EACH
154-6243	MOTOR CAM-DUAL LOBES (STACKED SWITCHES)	EACH
154-6248	CLAMP FOR PVC TAKE-UP REEL	INCH
154-6257	PRESSURE GAUGE MOUNT ANGLE	EACH
154-6264	SHAFT FOR TIMING DISK (REMOTE SENSOR)	EACH
154-6287	GUARD FOR PUMP & MOTOR	EACH
154-6339-2133	SQUEEGEE MOUNT ANGLE ASSEMBLY (PAINTED)	EACH
154-6356	MOUNT BLOCK FOR LATCH	EACH
154-6357	LATCH FOR SPLASH GUARD	EACH
154-6646	HEAD BELT MOUNT PLATE	EACH
154-6647A	SLIDING HEAD BAR	EACH
154-6652	GUIDE ROLLER MOUNT BLOCK	EACH
154-6677A	SQUEEGEE HOSE ADAPTER (NYLON)	EACH
154-6687	SPRING RETAINER PLATE	EACH
154-6697	LID MOUNT SCREW PLATE	EACH
154-6698	LID MOUNT PLATE	EACH
154-6717	5-TOOTH SENSOR DISK - ALUMINUM (3/8 BORE)	EACH
154-6725	POLY CONDITIONER SUPPLY TANK W/SPIN WELD	EACH
154-6820	MAIN DRIVE SHAFT	EACH

Kustodian Walker Parts List

Rev 1:07

PART NUMBER	PART DESCRIPTION	UOM
154-6824	BRUSH CAM SWITCH PLATE (PHENOLIC)	EACH
154-6827	PLC RELAY MOUNT PLATE ANGLE	EACH
154-6831	6-TOOTH SENSOR DISK - ALUMINUM	EACH
154-6832	OIL PENCIL TIP	EACH
154-6841	BUFFER IDLER MOUNT BAR	EACH
154-6862	BRUSH TRACK MOUNT	EACH
154-6865	CLEANER PUMP MOUNT ANGLE	EACH
154-6866A	CLEANER PUMP POTENTIOMETER PLATE	EACH
154-6870	FRONT GUIDE ROLLER MOUNT	EACH
154-6872	HEAD DRIVE MOUNT BAR	EACH
154-6874	CLEANING HEAD BAR SPACER	EACH
154-6875A	HEAD IDLER MOUNT BLOCK	EACH
154-6877	CLEANER HEAD GUIDE BAR	EACH
154-6878	CLEANER HEAD DRIVE SHAFT BLOCK	EACH
154-6881	RECOVERY TANK SUPPORT BAR	EACH
154-6882	CLEANER HEAD	EACH
154-6884	6 - TOOTH SENSOR DISK	EACH
154-6885	CLEANER HOSE AND SPRING CONNECTOR	EACH
154-6887	OIL HOSE AND TIP HOLDER	EACH
154-6888	CLEANER HOSE SPRING MOUNT BLOCK	EACH
154-6889	CLEANER HOSE ROUTING BAR	EACH
154-6891	LID FLANGE SUPPORT BLOCK	EACH
154-6892	FRONT WALL SUPPORT BLOCK	EACH
154-6893	OIL HEAD - ADJUSTABLE TIP ANGLE	EACH
154-8007	SIDE PLATE PILLOWBLOCK FOR DRIVE SHAFT	EACH
154-8246	FILTER ASSEMBLY FOR VENT VALVE	EACH
154-8320	PILLOWBLOCK - LANE DISTANCE SHAFT (CENTER-PLAIN)	EACH
154-8348-2850	SPLASH GUARD ASSEMBLY - WALKER (BLACK)	EACH
154-8607	SQUEEGEE & DUSTER SWITCH GUARD (WITH FELT)	EACH
154-8619	PILLOWBLOCK-LANE DISTANCE (LEFT-FLANGED)	EACH
154-8621	PILLOWBLOCK-LANE DISTANCE (RIGHT-FLANGE)	EACH
154-8637	BUFFER BRUSH LIFTING ASSEMBLY	EACH
154-8638	BUFFER BRUSH LIFTING LINK - LEFT	EACH
154-8639	BUFFER BRUSH LIFTING LINK - RIGHT	EACH
154-8640	FLANGED BEARING - BRUSH (3/4" ROTATED)	EACH
154-8641	BUFFER BRUSH (BLUE 3-3/4" X 48)	EACH
154-8643	MOUNTING BLOCK FOR TIMING PULLEY	EACH
154-8647	FUNNEL - CLEANER SUPPLY TANK	EACH
154-8648	FUNNEL - CONDITIONER TANK	EACH
154-8660	PULSE SUPPRESSER KIT - PUMP TO METERING VALVE	EACH
154-8669	FELT KIT FOR TRANSFER COMPARTMENT	EACH
154-8682	POLY COMPLETE CONDITIONER TANK	EACH
154-8715A	KOSI SERIAL CABLE FOR POCKET PC AXIM-X51	EACH
154-8724	KOSI SERIAL CABLE (10 FOOT)	EACH
154-8801	SQUEEGEE ADJUSTMENT ARM - LEFT	EACH
154-8802	SQUEEGEE ADJUSTMENT ARM - RIGHT	EACH
154-8804	MAIN DRIVE SHAFT GUARD ASSEMBLY	EACH
154-8806	KEYPAD ASSEMBLY	EACH
154-8816	PULSE SUPPRESSER TUBING KIT - (9.25")	EACH
154-8817	MANUAL VENT VALVE ASSEMBLY	EACH
154-8837	CAM TO BRUSH LIFTING ROD LINK ASSEMBLY	EACH
154-8839	BUFFER IDLER ASSEMBLY	EACH
154-8846	CLEANER PUMP POTENTIOMETER ASSEMBLY - (2.5K)	EACH
154-8867A	IN-LINE FILTER ASSEMBLY - WALKER	EACH

Kustodian Walker Parts List

Rev 1:07

PART NUMBER	PART DESCRIPTION	UOM
154-8878	FLOAT SWITCH BYPASS HARNESS	EACH
154-8887	IN-LINE FILTER ASSEMBLY	EACH
154-8889A	INDIVIDUAL CLOTH COVER - SIZE A (5-5/16") REQUIRES 2 PADS/ROLLER	EACH
154-8889B	INDIVIDUAL CLOTH COVER - SIZE B (5-3/16") REQUIRES 2 PADS/ROLLER	EACH
154-8889C	INDIVIDUAL CLOTH COVER - SIZE C (5-1/16") REQUIRES 2 PADS/ROLLER	EACH
154-8889D	INDIVIDUAL CLOTH COVER - SIZE D (4-15/16") REQUIRES 2 PADS/ROLLER	EACH
154-8889E	INDIVIDUAL CLOTH COVER - SIZE E (4-13/16") REQUIRES 2 PADS/ROLLER	EACH
154-9201	TIMING BELT (XL025) - 9 FEET	FOOT
154-9201C	BELT FOR CLEANER HEAD DRIVE	EACH
154-9202A	BELT FOR METERING PUMP (130XL037)	EACH
154-9211	LDS AND TACH SENSOR DRIVE CHAIN (25P29)	EACH
154-9212	PLAIN BUSHING (3/8 X 1/2 X 1/2)	EACH
154-9213	SPROCKET-25B15 (1/2")	EACH
154-9603	5/8" FLANGED BEARING (DRIVE SHAFT)	EACH
154-9607	PULLEY - 24XL037 x 5/16" BORE 2SS	EACH
154-9615	T-BELT 255L050 (BUFFER MOTOR)	EACH
154-9617	FLANGED BUSHING (3/8 X 1/2 X 3/8)	EACH
154-9802	PULLEY (27XL 3/8" BORE W/DBL SET)	EACH
154-9804	FLANGED BEARING FOR CLEANER DRIVE SHAFT	EACH
154-9805	PULLEY - 32XL037 - 3/8 BORE W/ DBL SET	EACH
154-9806	PULLEY - 28XL037 - 1/2 BORE NO SET SCREW	EACH
155-0203	LOCKNUT - 10-32	EACH
155-1226	MINIATURE BUZZER ALARM	EACH
158-0208	DECAL - TOGGLE VOLTAGE	EACH
158-0405	RECOVERY TANK GASKET	EACH
158-0406	FILTER FOR 10 GALLON TANK	EACH
158-0601	DECAL - KUSTODIAN WALKER	EACH
158-0602	POLYURETHANE FOAM STRIP	INCH
158-0603	DECAL - WALKER FUSE PANEL (FIRST ROW)	EACH
158-0604	DECAL - WALKER FUSE PANEL (SECOND ROW)	EACH
158-0605	DECAL - WALKER FUSE PANEL (THIRD ROW)	EACH
158-0606	DECAL - MAIN DRIVE SPEED CONTROL	EACH
158-0607	DECAL - ZTR DRIVE SPEED CONTROL	EACH
158-0608	DECAL - ERROR OUTPUT FOR WALKER	EACH
158-0609	DECAL - L-R & R-L DIRECTION FOR WALKER	EACH
158-0801	BALL KNOB - BLACK	EACH
158-1206	CONNECTOR - 5 PIN RECEPTACLE	EACH
158-1207	CONNECTOR - 5 PIN FREE PLUG	EACH
158-1401A	BATTERY - EXTENDED LIFE	EACH
158-1405B	BRUSHES - DRIVE MOTOR (SOLD AS PAIR)	EACH
158-1407	BATTERY DISCONNECT HOUSING - RED	EACH
158-1408	BATTERY DISCONNECT HOUSING - BLUE	EACH
158-1410	KBBC SPEED CONTROL - 24 VOLT	EACH
158-1411A	DECAL - BATTERY CHARGER	EACH
158-1412	RELAY BASE - 2 POLE FOR 15A RELAY	EACH
158-1413	RELAY - 2 POLE 15A 24VDC	EACH
158-1414	RELAY OMRON G2R 24VDC	EACH
158-1415	TERMINAL BLOCK - 2-COND GRAY	EACH
158-1416	TERMINAL BLOCK DIVIDER PLATE	EACH
158-1417	TERMINAL BLOCK JUMPER	EACH
158-1418	RING TERMINAL - 10AWG - 1/4 STUD	EACH
158-1419	RELAY BASE - 2 POLE	EACH
158-1420	RELAY - 10AMP - 2 POLE - 24VDC	EACH
158-1420C	RELAY RETAINING BRACKET FOR 10A RELAY	EACH

Kustodian Walker Parts List

Rev 1:07

PART NUMBER	PART DESCRIPTION	UOM
158-1423	PLC - CPM2A 24VDC	EACH
158-1425	CABLE ASSEMBLY - 12" ETHERNET CABLE	EACH
158-1427	RELAY - 24VDC MY4	EACH
158-1428	RELAY BASE - MY4	EACH
158-1429	RELAY RETAINING BRACKET	EACH
158-1430	TERMINAL STRIP END BRACKET	EACH
158-1435	BATTERY TERMINAL COVER - BLACK	EACH
158-1436	BATTERY TERMINAL COVER - RED	EACH
158-1437	INDICATOR LIGHT - GREEN 24VDC	EACH
158-1438	ARC SUPPRESSOR - MOV	EACH
158-1439	FUSE 25A - BLADE TYPE (VOLTAGE REGULATOR)	EACH
158-1440	FUSE 40A - BLADE TYPE (BATTERY CHARGER)	EACH
158-1442	DC VOLT METER - LCD DISPLAY	EACH
158-1443	TOGGLE SWITCH - MOM ON/OFF/MOM ON	EACH
158-1447	FERRULE (NON-INSULATED)	EACH
158-1449	BATTERY CHARGE INDICATOR (U-BDI) W/CABLE	EACH
158-1450	10uf CAPACITOR	EACH
158-1451	CIRCUIT BREAKER - 20A	EACH
158-1602	ANALOG CARD FOR CPM2A	EACH
158-5500	OPERATORS MANUAL KUSTODIAN WALKER	EACH
158-6241	SIDE LIFT HANDLE MOUNT BAR	EACH
158-6259	SQUEEGEE SUCTION PLATE	EACH
158-6420	BATTERY STRAP MOUNT	EACH
158-6423	HEAD MOUNT MOTOR BLOCK	EACH
158-6424	SIDE LIFT HANDLE	EACH
158-6428	OIL PUMP MOTOR MOUNT ANGLE	EACH
158-6430	RIGHT SIDE GUARD MOUNT	EACH
158-6431	LEFT SIDE GUARD MOUNT	EACH
158-6432	POTENTIOMETER LOCKING BAR (CLEANER PUMP)	EACH
158-6440	BEARING MOUNT PLATE - LEFT	EACH
158-6441	BEARING MOUNT PLATE - RIGHT	EACH
158-6442	ADJUSTING BLOCK BASE	EACH
158-6443	TRANSFER BRUSH TRACK MOUNT END PLATE	EACH
158-6444	TRANSFER BRUSH TRACK MOUNT	EACH
158-6445	ADJUSTING BOLT MOUNT BLOCK	EACH
158-6448	RECOVERY TANK SUB-FLOOR COVER PLATE	EACH
158-6602	PARTITION WALL - WALKER	EACH
158-6603	PARTITION BEARING WALL	EACH
158-6605-2850	KUSTODIAN WALKER PLC PLATE - BLACK	EACH
158-6606-2850	RIGHT SIDE PLATE BLACK	EACH
158-6607-2850	LEFT SIDE PLATE BLACK	EACH
158-6609-2850	BATTERY CHARGER DOOR BLACK	EACH
158-6610-2850	FRONT WALL BLACK	EACH
158-6611-2850	TRANSFER WALL BLACK	EACH
158-6612-2850	TANK AND VACUUM WALL BLACK	EACH
158-6613-2850	FLOOR PLATE KUSTODIAN WALKER BLACK	EACH
158-6620	BUMPER WHEEL MOUNT PLATE	EACH
158-6621	BUMPER WHEEL ANGLE MOUNT	EACH
158-6626	6-TOOTH DISK SHAFT	EACH
158-6627	KICK-UP WHEEL SHAFT	EACH
158-6628	ZTR DRIVE SHAFT - RIGHT	EACH
158-6629	ZTR DRIVE SHAFT - LEFT	EACH
158-6630	BUFFER MOTOR MOUNT	EACH
158-6631	ZTR MOTOR SPACER	EACH

Kustodian Walker Parts List

Rev 1:07

PART NUMBER	PART DESCRIPTION	UOM
158-6632	FRAME MOUNT ANGLE	EACH
158-6633	ZTR WHEEL SPACER	EACH
158-6636	E-STOP MOUNT ANGLE	EACH
158-6639	ZTR KICK-UP WHEEL SPACER MOUNT	EACH
158-6641	WHISKER SWITCH MOUNT PLATE	EACH
158-6642	WHISKER SPRING MOUNT BLOCK - LEFT	EACH
158-6643	WHISKER SPRING MOUNT BLOCK - RIGHT	EACH
158-6644	CLEANER HEAD DRIVE SHAFT	EACH
158-6645	SKID GUIDES - WALKER	EACH
158-6647	LDS SHAFT - OLS	EACH
158-6649	CHARGER ADAPTER PLUG MOUNT ANGLE	EACH
158-6650	GUARD - MOLDED RIGHT SIDE - WALKER	EACH
158-6651	GUARD - MOLDED LEFT SIDE - WALKER	EACH
158-6652	MACHINE LIFT BAR - WALKER	EACH
158-6653	MACHINE LIFT BAR END MOUNT	EACH
158-6654	MACHINE LIFT BAR CENTER MOUNT	EACH
158-6655	THREADED BLOCK - WALKER	EACH
158-6656	BATTERY STRAP - ION/WALKER	EACH
158-6657	CVR MOUNT ANGLE - WALKER	EACH
158-6658	ZTR CHAIN TENSIONER	EACH
158-6659	WHISKER ANGLE BAR	EACH
158-6660	SPEED CONTROL COVER	EACH
158-6661	GUARD MOUNTING BRACKET	EACH
158-6663	MACHINE LIFT EYEBOLT MOUNT BRACKET	EACH
158-6665	SPRING SUPPORT SHAFT	EACH
158-7001	DRIVE WHEEL - 4.5 INCH	EACH
158-8401	ASSEMBLY - OIL PUMP MOTOR 24VDC	EACH
158-8402	ASSEMBLY - SQUEEGEE/BRUSH LIFT MOTOR 24VDC	EACH
158-8403	ASSEMBLY - DUSTER MOTOR 24VDC	EACH
158-8404	ASSEMBLY - CLEANER PUMP MOTOR - 24VDC	EACH
158-8404C	ASSEMBLY - CLEANER PUMP COMPLETE - 24VDC	EACH
158-8405	ASSEMBLY - HEAD DRIVE MOTOR 24VDC	EACH
158-8406	ASSEMBLY - DRIVE MOTOR 24VDC	EACH
158-8407	ASSEMBLY - VACUUM MOTOR 24VDC	EACH
158-8409	ASSEMBLY - CIRCUIT BOARD 24VDC	EACH
158-8410	ASSEMBLY - AMP GAUGE	EACH
158-8412	ASSEMBLY - SPEED CONTROL 24VDC	EACH
158-8413	ASSEMBLY - CLEANER PUMP POTENTIOMETER	EACH
158-8414	ASSEMBLY - BUFFER MOTOR 24VDC	EACH
158-8415	ASSEMBLY - SPEED CONTROL - CLEANER PUMP	EACH
158-8416	JUMPER ASSEMBLY FOR BATTERY MOTORS	EACH
158-8417	ASSEMBLY - VOLTAGE REGULATOR	EACH
158-8431	DRIP PAD ASSEMBLY - LEFT	EACH
158-8432	DRIP PAD ASSEMBLY - RIGHT	EACH
158-8433	CLEANER SUPPLY TANK ASSEMBLY - 3.25 GALLON	EACH
158-8433C	CLEANER SUPPLY TANK ASSEMBLY-3.25 GAL (COMP)	EACH
158-8435	DRIVE SHAFT PILLOWBLOCK ASSEMBLY - 2 INCH	EACH
158-8601	ZTR SHAFT BUSHING BLOCK ASSEMBLY - INNER	EACH
158-8602	DRIVE MOTOR ASSEMBLY - EXTENDED SHAFT	EACH
158-8603	CHAIN IDLER ASSEMBLY	EACH
158-8604	LDS PILLOWBLOCK ASSEMBLY - OLS	EACH
158-8605	KICK-UP WHEEL SPROCKET ASSEMBLY	EACH
158-8606	KICK-UP WHEEL COUNTER MOUNT BLOCK ASSEMBLY	EACH
158-8607	KICK-UP WHEEL ANGLE ASSEMBLY - LEFT	EACH

Kustodian Walker Parts List

Rev 1:07

PART NUMBER	PART DESCRIPTION	UOM
158-8608	KICK-UP WHEEL MOUNT BLOCK ASSEMBLY	EACH
158-8609	KICK-UP WHEEL MOUNT ANGLE ASSEMBLY - RIGHT	EACH
158-8610	FRONT BUMPER/E-STOP ASSEMBLY - WALKER	EACH
158-8611	WHISKER BEARING BLOCK ASSEMBLY	EACH
158-8612	ZTR KICK-UP WHEEL SPACER ASSEMBLY	EACH
158-8613	CHARGER RECEPTACLE DOOR ASSEMBLY- WALKER	EACH
158-8614	LDS PILLOWBLOCK ASSEMBLY - LEFT	EACH
158-8615	MACHINE LIFT MOUNT ANGLE ASSEMBLY	EACH
158-8616	CHARGER ASSEMBLY FOR WALKER - 115V	EACH
158-8617	RECOVERY TANK ASSEMBLY - 10 GALLON	EACH
158-8618	VACUUM MOTOR HOUSING ASSEMBLY - WALKER	EACH
158-8619	RESISTANCE ADJUSTMENT BLOCK ASSEMBLY	EACH
158-8619W	RESISTANCE ADJUSTMENT WIRE ASSEMBLY (KW)	EACH
158-8621	230V CHARGER ASSEMBLY - WALKER (ZIVAN)	EACH
158-8622	LID ASSEMBLY FOR KUSTODIAN WALKER	EACH
158-9026	T-BELT 263L050	EACH
158-9401	PULLEY - 14L050 X 1/2" BORE	EACH
158-9402	PULLEY - 14L050 X 3/4" BORE (NO HUB)	EACH
158-9404	PULLEY - 16XLO37 X 1/4" BORE	EACH
158-9405	CHAIN - 40P45R MAIN DRIVE	EACH
158-9601	FLANGED BUSHING - 3/8 X 1/2 X 1/4	EACH
158-9602	SPROCKET 40B12 3/4 BORE W/KEYWAY	EACH
158-9603	FLANGED BUSHING - 1/4 X 3/8 X 3/4	EACH
158-9604	BUSHING PLAIN 3/8 ID X 5/8 OD X 1 LONG	EACH
158-9607	CHAIN - 25P65R	EACH
158-9608	PLAIN BUSHING - 3/4 X 1 X 3/4	EACH
158-9609	CHAIN - 40P55R	EACH
158-9610	CHAIN - 40P27R	EACH
158-9611	CHAIN - 40P21R	EACH
158-9612	CHAIN - 40P43R	EACH
158-9613	SPROCKET - 25B10 1/4 BORE	EACH