


# CHAPTER 7

## Mechanical Drawings

### Machine Descriptions and Part Numbers

The following figures show major systems for the Walker and the Ion and the associated parts:

Figure 1 – Kustodian Walker (Top View) .....	140
Figure 2 – Kustodian Walker (Bottom View).....	141
Figure 3 – Kustodian Ion (Left Side).....	142
Figure 4 – Kustodian Walker & Ion Lid Assembly .....	143
Figure 5 – Battery Assembly .....	144
Figure 6 – PLC Plate Assembly.....	145
Figure 7 – Oil Transfer Brush System .....	146
Figure 8 – Brush Lift Assembly .....	147
Figure 9 – Conditioning Head Assembly.....	148
Figure 10 – Conditioner Pump & Tank Assembly .....	149
Figure 11 – Cleaner Tank and Pump Assembly .....	150
Figure 12 – Cleaner Head Assembly .....	151
Figure 13 – Dual Motor Ratcheting Duster Assembly .....	152
Figure 14 – Squeegee Assembly.....	153
Figure 15 – Vacuum Motor Recovery Tank Assembly.....	154
Figure 16 – Lane Distance Sensor & Shaft Assembly.....	155
Figure 17 – Drive Shaft for Cleaner Head Assembly .....	156
Figure 18 – Main Drive Motor Assembly.....	157
Figure 19 – Guide Roller Components .....	158
Figure 20 – Buffer Motor and 7-Pin ZTR Drive Motor Assembly.....	159
Figure 21 – 10-Pin ZTR Drive Components (Right Side).....	160
Figure 22 – 7-Pin ZTR Drive Components (Left Side).....	161
Figure 23 – Steering Whisker Components .....	162
Figure 24 – Battery Pack Assembly.....	163



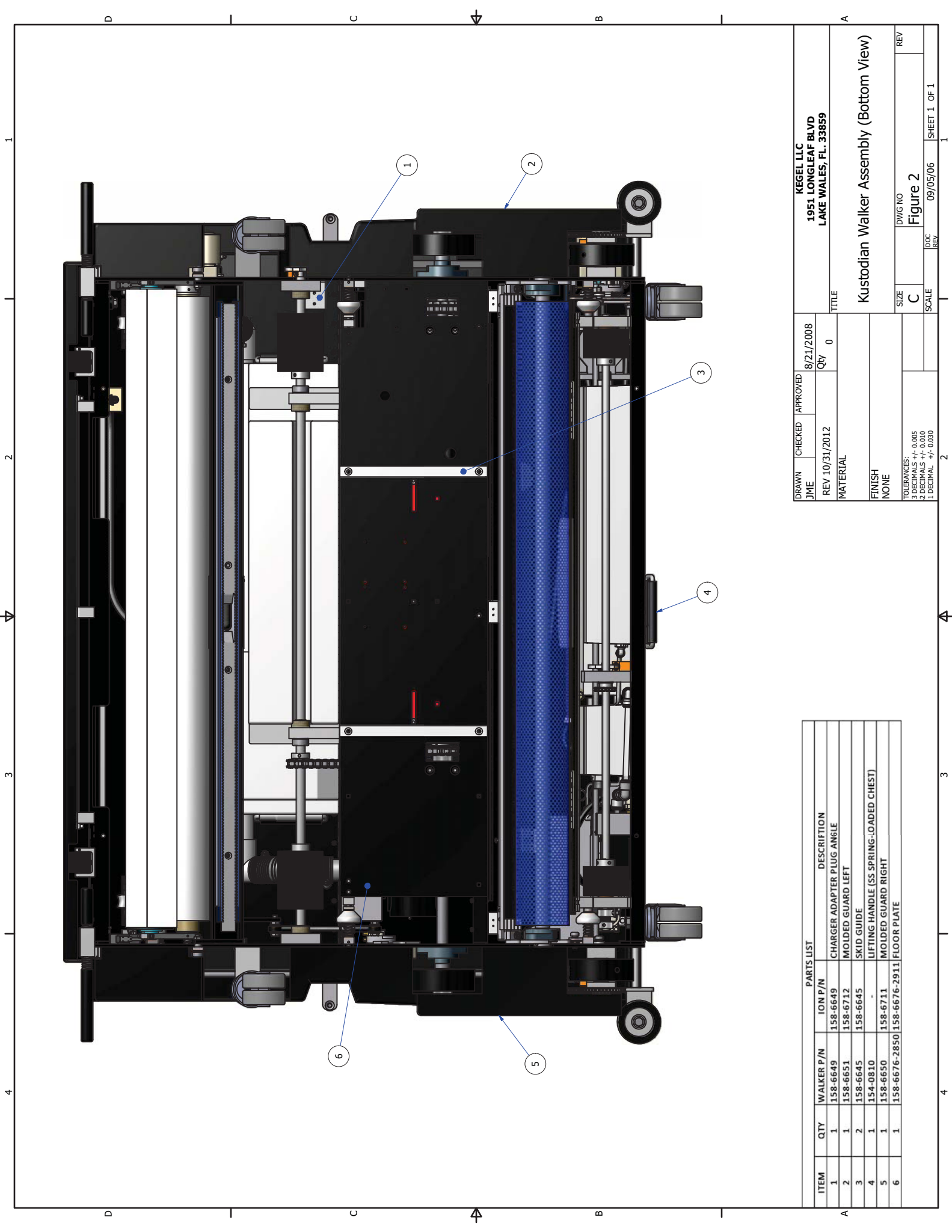
**PARTS LIST**

ITEM	QTY	WALKER P/N	ION P/N	DESCRIPTION
1	1	158-6672-2850	158-6672-2911	REAR W ALL
2	1	154-8839	154-8839	BUFFER IDLER
3	1	158-9402	158-9402	PULLEY - 141050 X 3/4" BORE MO. HUB
4	1	154-6841	154-6841	BUFFER IDLER MOUNT BAR
5	1	158-8641	158-8641	CHANGER RECEPTACLE DOOR ASSEMBLY
6	1	158-9026	158-9026	TIMING BELT 2631050
7	2	158-6424	158-6424	SIDE LIFT HANDLE (BATTERY MACHINE)
8	4	158-6241	158-6241	SIDE LIFT HANDLE MOUNT BAR
9	2	154-6221	154-6221	MOUNTING ANGLE-HEAVY CASTER (3 X 3.625)
10	6	153-0001	153-0001	TRANSPORT CASTER (3 INCH DUAL WHEEL)
11	1	158-6670-2850	158-6670-2911	LEFT SIDE PLATE
12	2	153-2952	153-2952	EYEBOLT 3/8-16 1" SHANK 7/8" THREADED
13	2	158-6663	158-6663	LIFT EYEBOLT BRACKET
14	2	154-6827	154-6827	MOUNT ANGLE
15	2	153-2942A	153-2942A	PIANO HINGE - 6 INCHES IN LENGTH
16	2	153-6029	153-6029	MOMENTARY WHEEL HOUSING
17	2	153-6006	153-6006	MOMENTARY LANE ROLLER SHAFT
18	2	153-7005R	153-7005R	MOMENTARY WHEEL-RADIUS EDGE (W / BUSHING)
19	2	153-1203	153-1203	MICRO SWITCH WITH ROLLER
20	2	158-6653	158-6653	HANDLE END MOUNT
21	2	158-6653	158-6653	SPRING PLUNGER
22	2	158-6652	158-6652	HANDLE CENTER MOUNT
23	1	158-6654	158-6654	FRONT W ALL - WALKER/ION - MODEL D
24	1	158-6686-2850	158-6686-2911	FRONT BUMPER - MODEL D - ION/WALKER
25	1	153-1209	153-1209	BUTTON GUARD
26	1	153-1408	153-1408	PUSH BUTTON (RED = NORMALLY OPEN)
27	1	158-6671-2850	158-6671-2911	RIGHT SIDE PLATE - WALKER/ION - MODEL D
28	1	158-6674-2850	158-6674-2911	TANK AND VACUUM W ALL - MODEL ION/W ALL
29	1	158-6674-2850	158-6674-2911	TRANSFER W ALL - MODEL D - ION/WALKER
30	1	158-6674-2850	158-6674-2911	TRANSFER W ALL - MODEL D - ION/WALKER
31	1	158-6674-2850	158-6674-2911	TRANSFER W ALL - MODEL D - ION/WALKER

DRAWN	JME	CHECKED	APPROVED	8/21/2008	Qty	0
REV	10/30/2012	TITLE				
MATERIAL						
FINISH						
NONE						
TOLERANCES:						
3 DECIMALS +/- 0.005						
2 DECIMALS +/- 0.010						
1 DECIMAL +/- 0.030						
SCALE	SHEET 1 OF 1					
SIZE	C	DWG NO	Figure 1			
REV	REV					


KEGEL LLC  
 1951 LONGLEAF BLVD  
 LAKE WALES, FL. 33859

Kustodian Walker Assembly



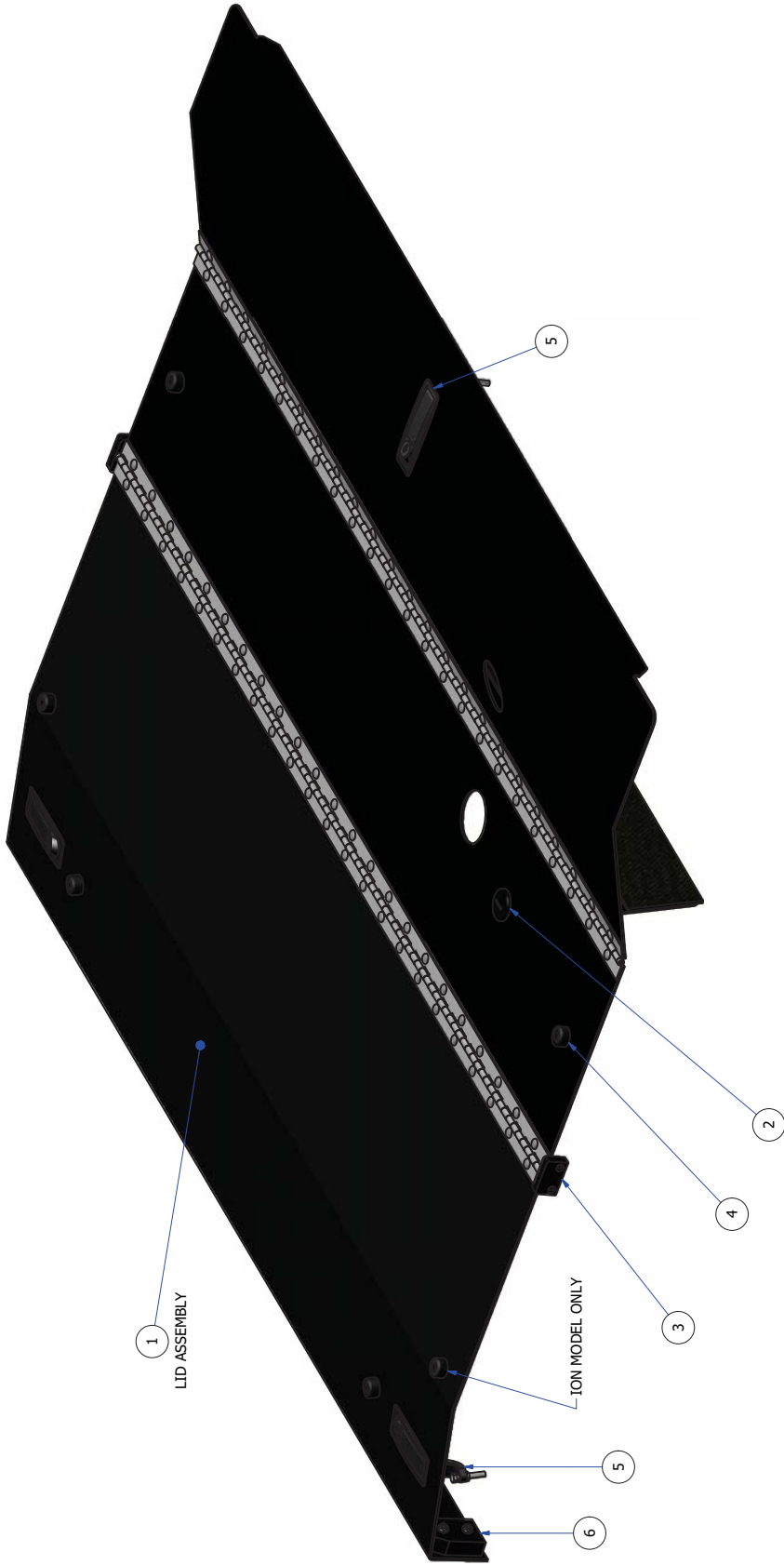
DRAWN	CHECKED	APPROVED	8/21/2008
JME	REV 10/31/2012	QTY 0	
TITLE			
Kustodian Walker Assembly (Bottom View)			
SIZE	DWG NO	REV	
C	Figure 2		
TOLERANCES:		09/05/06	
3 DECIMALS +/- 0.005		SCALE	
2 DECIMALS +/- 0.010		SHEET 1 OF 1	
1 DECIMAL +/- 0.030			

PARTS LIST				
ITEM	QTY	WALKER P/N	ION P/N	DESCRIPTION
1	1	158-6649	158-6649	CHARGER ADAPTER PLUG ANGLE
2	1	158-6651	158-6712	MOLDED GUARD LEFT
3	2	158-6645	158-6645	SKID GUIDE
4	1	154-0810	-	LIFTING HANDLE (SS SPRING-LOADED CHEST)
5	1	158-6650	158-6711	MOLDED GUARD RIGHT
6	1	158-6676-2850	158-6676-2911	FLOOR PLATE



PARTS LIST				
ITEM	QTY	WALKER P/N	ION P/N	DESCRIPTION
1	2	-	158-7002	6" WHEEL
2	2	-	154-6042	UHMW WHEEL - CORNER GUARD
3	2	-	153-6851	UHMW HANDLE SPACER
4	1	-	154-8893	KUSTODIAN HANDLE ASSEMBLY
5	2	-	153-6437	PUSH BUTTON MOUNTING PLATE
6	1	-	154-8824	BUTTON ASSEMBLY FOR KUSTODIAN HANDLE
7	1	-	153-1408	PUSH BUTTON (RED - NORMALLY OPEN)
8	1	-	153-1209	BUTTON GUARD
9	2	-	154-6041	UHMW HANDLE STOP
10	2	-	153-2833	WHEEL AXLE - SHOULDER BOLT

DRAWN	CHECKED	APPROVED	DATE	REV
REV 10/31/2012			8/21/2008	QTY
MATERIAL				
FINISH				
TITLE				
Kustodian Ion Assembly				
KEGEL LLC 1951 LONGLEAF BLVD LAKE WALES, FL. 33859				
SIZE	DWG NO	REV	SCALE	SHEET 1 OF 1
C	Figure 3		09/05/06	
TOLERANCES: 3 DECIMALS +/- 0.005 2 DECIMALS +/- 0.010 1 DECIMAL +/- 0.030				



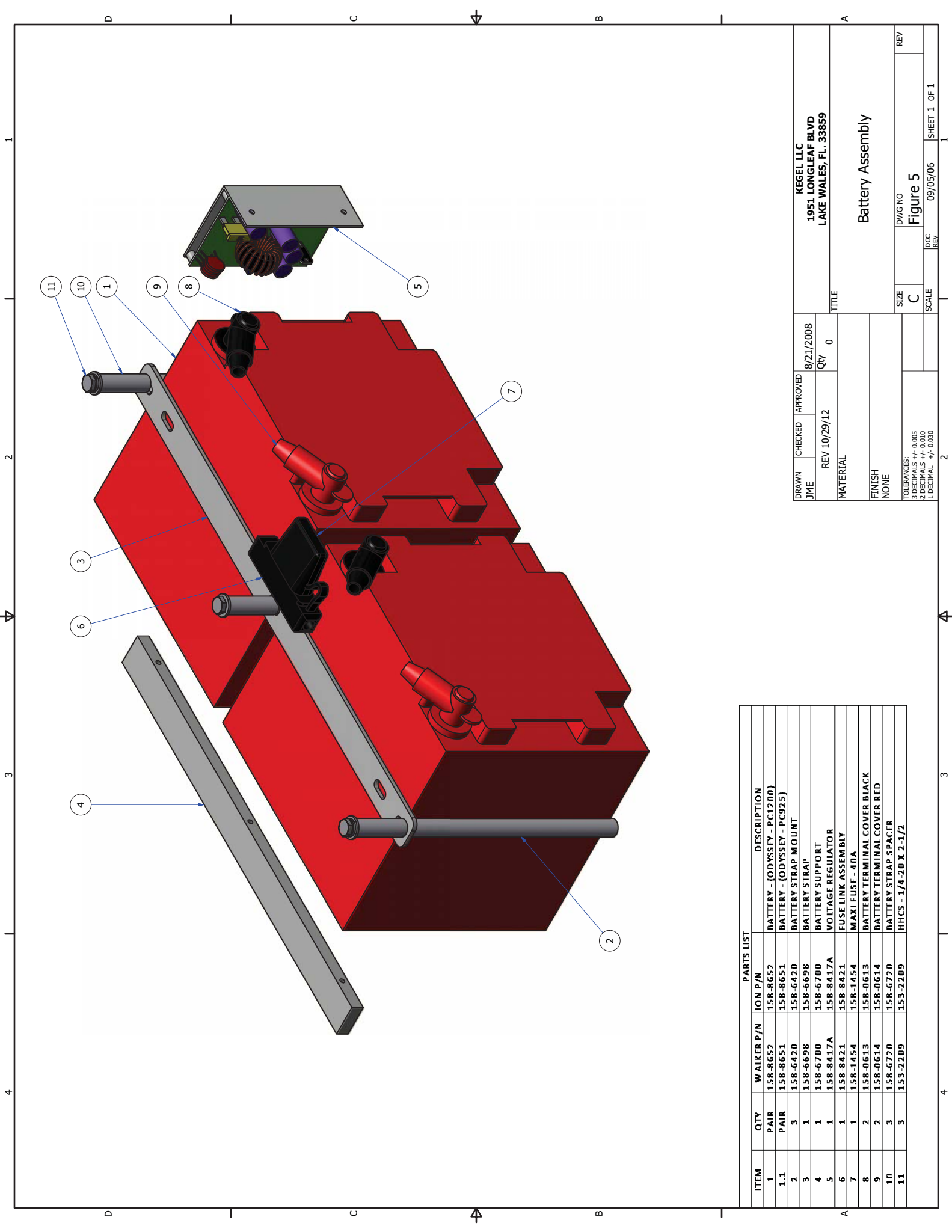
1  
LID ASSEMBLY

ION MODEL ONLY

**PARTS LIST**

ITEM	QTY	WALKER P/N	ION P/N	DESCRIPTION
1	1	158-8622C	158-8408C	LID ASSEMBLY
2	1	154-0804	154-0804	LID LATCH - 1/4" TURN W/ SLOT STRIGHT ARM
3	2	154-6698	154-6698	LID MOUNT PLATE
4	4 / 6	154-0006	154-0006	BUMPER GUARD - POLYURETHANE (13/32)
5	3	153-2232L	153-2232L	LID LATCH - FLUSH MOUNT WITH LOCK
6	2	154-6891	154-6891	LID FLANGE SUPPORT BLOCK

DRAWN JME	CHECKED REV 10/29/2012	APPROVED 8/21/2008	QTY 0
MATERIAL FINISH NONE			
TOLERANCES: 3 DECIMALS +/- 0.005 2 DECIMALS +/- 0.010 1 DECIMAL +/- 0.030			
SIZE C	DWG NO Figure 4	SCALE	REV
	09/05/06		SHEET 1 OF 1




**PARTS LIST**

ITEM	QTY	WALKER P/N	ION P/N	DESCRIPTION
1	PAIR	158-8652	158-8652	BATTERY - (ODYSSEY - PC1200)
1.1	PAIR	158-8651	158-8651	BATTERY - (ODYSSEY - PC925)
2	3	158-6420	158-6420	BATTERY STRAP MOUNT
3	1	158-6698	158-6698	BATTERY STRAP
4	1	158-6700	158-6700	BATTERY SUPPORT
5	1	158-8417A	158-8417A	VOLTAGE REGULATOR
6	1	158-8421	158-8421	FUSE LINK ASSEMBLY
7	1	158-1454	158-1454	MAXI FUSE - 40A
8	2	158-0613	158-0613	BATTERY TERMINAL COVER BLACK
9	2	158-0614	158-0614	BATTERY TERMINAL COVER RED
10	3	158-6720	158-6720	BATTERY STRAP SPACER
11	3	153-2209	153-2209	HHCS - 3/4-20 X 2-1/2

DRAWN	CHECKED	APPROVED	8/21/2008	<b>KEGEL LLC</b> 1951 LONGLEAF BLVD LAKE WALES, FL. 33859
JME	REV 10/29/12	Qty 0		
MATERIAL				TITLE
FINISH				Battery Assembly
NONE				
TOLERANCES:				SIZE
3 DECIMALS +/- 0.005				C
2 DECIMALS +/- 0.010				SCALE
1 DECIMAL +/- 0.030				DWG NO
				REV
				09/05/06
				SHEET 1 OF 1

PARTS LIST				
ITEM	QTY	WALKER P/N	ION P/N	DESCRIPTION
1	1	158-1410	158-1410	KBBC SPEED CONTROL- 24 VOLT
2	1	158-6702	158-6702	SPEED CONTROL COVER
3	4	153-2530	153-2530	STANDOFF FASTENER-R-32 X 1 (M/F)
4	3	158-6689	158-6689	PC PLATE MOUNT CLIP MOUNT
5	2	158-1605	158-1605	SPEED CONTROL - BERG
6	1	158-6683	158-6683	ELECTRICAL LID LATCH STRIKE
7.1	1	154-1250A	154-1250A	EMERGENCY STOP CIRCUIT BREAKER ASSEMBLY
7.2	2	154-1251A	154-1251A	BREAKER FOR E-STOP
10	12	153-1028	153-1028	PANEL-MOUNT FUSE HOLDER - UL [COMPLETE]
11	1	153-1209	153-1209	BUTTON GUARD
12	1	153-1408	153-1408	PUSH BUTTON (RED = NORMALLY OPEN)
13	1	158-1438	158-1438	ARC SUPPRESSOR - MOV
14	2	158-1465	158-1465	CONTACTOR DC24
15.1	1	158-1610P	158-1610P	PLC FOR MODEL ION AND WALKER
15.2	1	158-8671	158-8671	TOUCH SCREEN - MODEL D - ION AND WALKER
16	1	158-1464	158-1464	RELAY BASE FOR (FOR MY4 158-1463)
17	1	158-1463	158-1463	RELAY SUPER MY4 24VDC
18	6 / 5	158-1458	158-1458	RELAY - OMRON 24DC DPDT GEN PURPOSE
19	1	158-1461	158-1461	RELAY BASE (FOR 158-1460)
20	1	158-1460	158-1460	RELAY DPDT 10A
21	5 / 1	158-1462	158-1462	172 RELAY BASE
22	5 / 1	153-1017	153-1017	MOLEX TERMINAL BLOCK
23	1	158-1611	-	RESISTANCE ADJUSTMENT BOX - MODIFIED
24	1	158-6666	158-6691	E-STOP MOUNTING BRACKET
25	1	158-6691	158-6691	SPEED CONTROL FOR CLEANER PUMP ASSEMBLY
26	1	158-8415	158-8415	PC PLATE
27	1	158-6690-2850	158-6690-2911	HINGE FOR PIC PLATE ASSEMBLY
28	5	158-6713	158-6713	RELAY BASE (FOR 338-3438)
29	6 / 5	158-1439	158-1439	TOUCH SCREEN MOUNT BRACKET - ION/WALKER
30	1	158-6681-2850	158-6681-2911	TOUCH SCREEN GUARD - MODEL D ION/WALKER
31	1	158-6682	158-6682	TOUCH SCREEN GUARD - MODEL D ION/WALKER




DRAWN	CHECKED	APPROVED	8/21/2008
JME	REV 10/31/2012	QTY 0	
MATERIAL			
FINISH NONE			
TOLERANCES: 3 DECIMALS +/- 0.005 2 DECIMALS +/- 0.010 1 DECIMAL +/- 0.030			
SIZE	DWG NO	REV	REV
C	Figure 6	09/05/06	SHEET 1 OF 1

KEGEL LLC  
1951 LONGLEAF BLVD  
LAKE WALES, FL. 33859

PLC Plate Assembly

TITLE

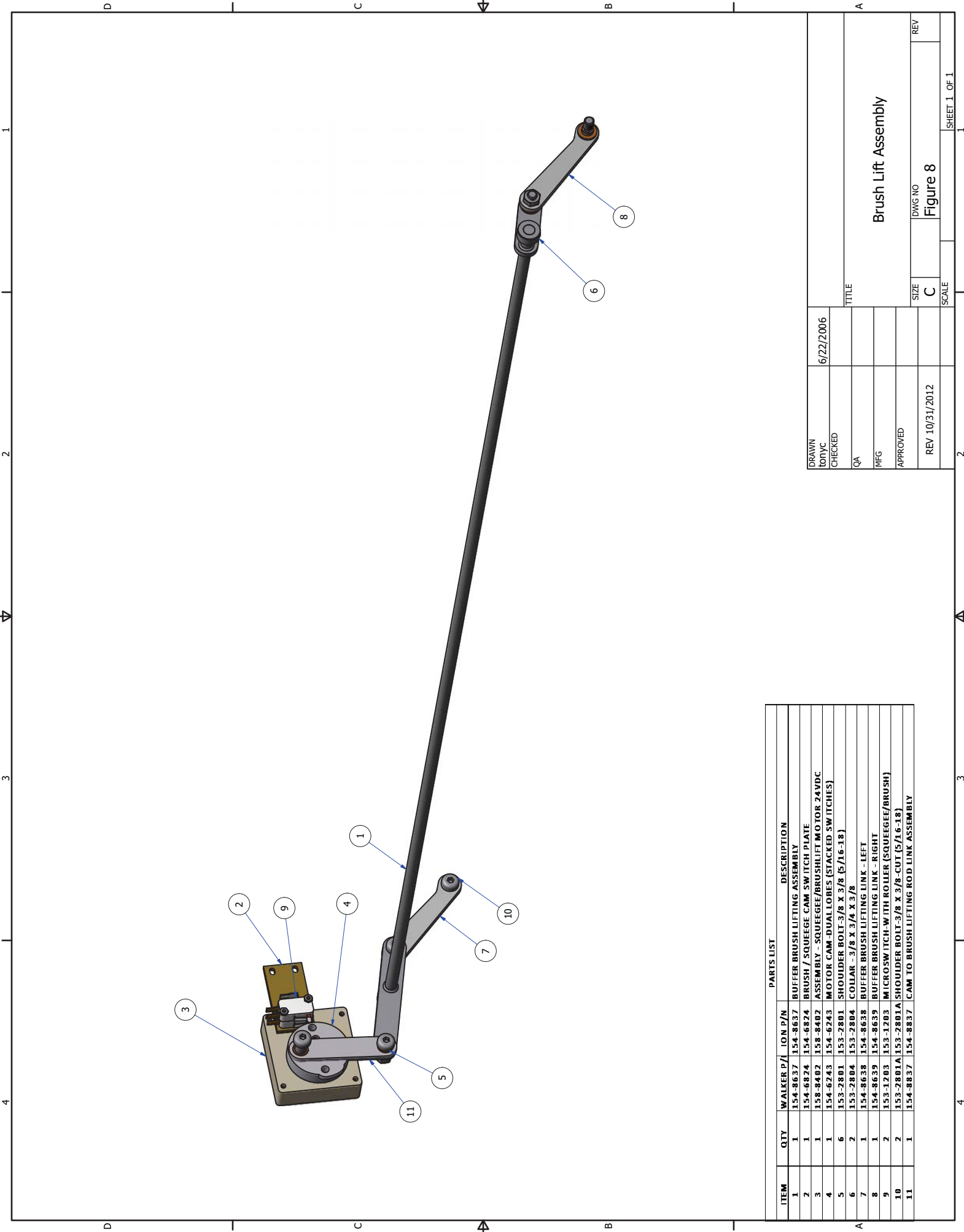
ION RELAY STRIP



PARTS LIST				
ITEM	QTY	WALKER P/N	ION P/N	DESCRIPTION
1	1	158-8431	158-8431	DRIP PAD ASSEMBLY - LEFT
2	2	158-6443	158-6443	TRANSFER BRUSH TRACK MOUNT END PLATE
3	1	158-6444	158-6444	TRANSFER BRUSH TRACK MOUNT
4	1	158-6440	158-6440	BEARING MOUNT PLATE - LEFT
5	2	154-8640	154-8640	FLANGED BEARING - BRUSH (3/4" ROTATED)
6	1	158-6441	158-6441	BEARING MOUNT PLATE - RIGHT
7	1	154-8641	154-8641	BUFFER BRUSH STANDARD (BLUE 3-3/4" X 48)
8	1	154-0866	154-0866	TRANSFER BRUSH
9	2	158-6442	158-6442	ADJUSTING BOLT MOUNT BASE
10	2	158-6445	158-6445	ADJUSTING BOLT MOUNT BLOCK
11	1	158-8432	158-8432	DRIP PAD ASSEMBLY - RIGHT

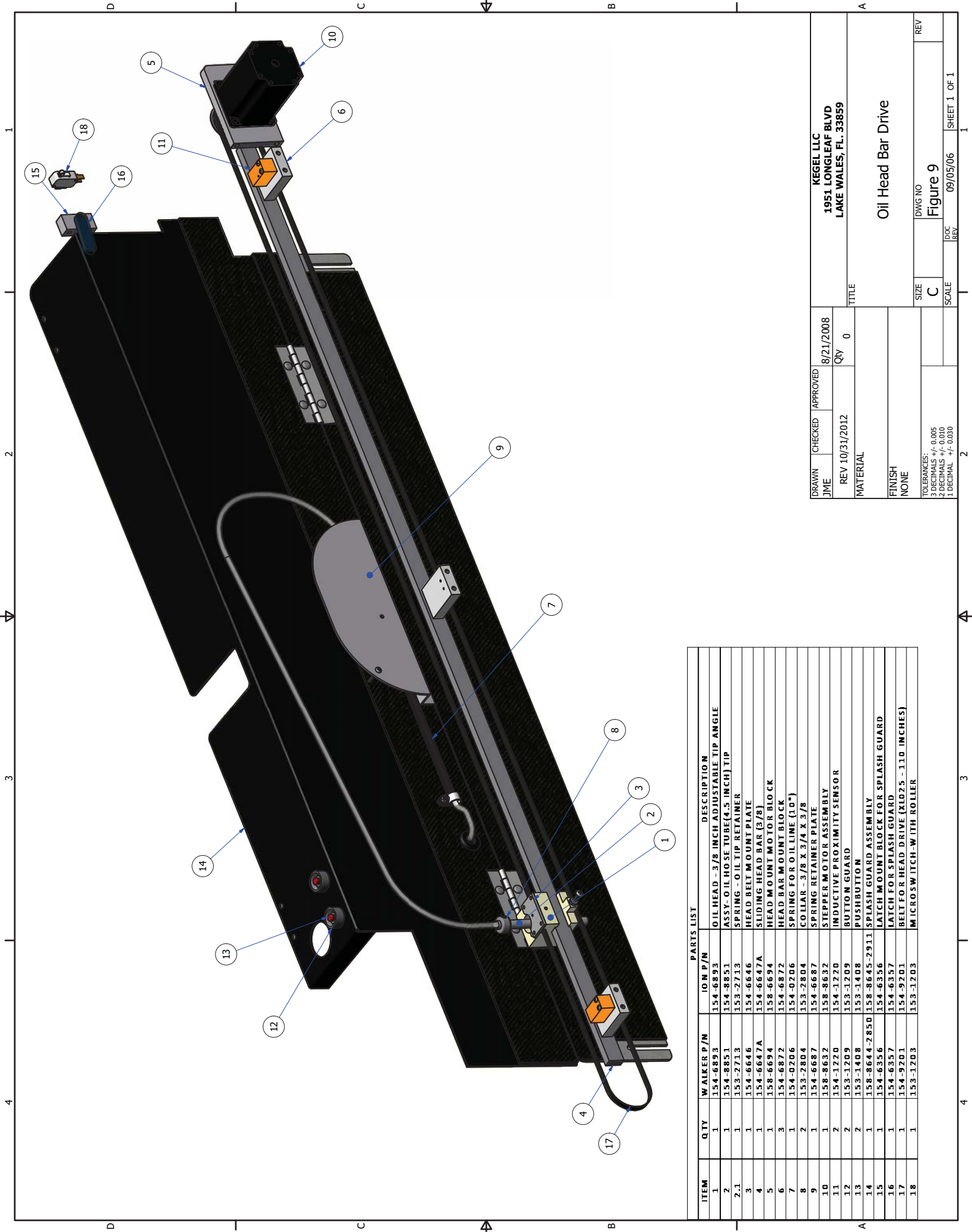
DRAWN IonyC	6/2/2006	TITLE	Buffer Transfer Brush Assembly
CHECKED		QA	
		MFG	
		APPROVED	
		SIZE	C
		DWG NO	Figure 7
		SCALE	
		SHEET 1 OF 1	





ITEM	QTY	WALKER P/N	ION P/N	DESCRIPTION
1	1	154-8637	154-8637	BUFFER BRUSH LIFTING ASSEMBLY
2	1	154-6824	154-6824	BRUSH / SQUEEGE CAM SWITCH PLATE
3	1	158-8402	158-8402	ASSEMBLY - SQUEEGE/BRUSHLIFT MOTOR 24VDC
4	1	154-6243	154-6243	MOTOR CAM-DUAL LOBES (STACKED SWITCHES)
5	6	153-2801	153-2801	SHOULDER BOLT-3/8 X 3/8 (5/16-18)
6	2	153-2804	153-2804	COLLAR - 3/8 X 3/4 X 3/8
7	1	154-8638	154-8638	BUFFER BRUSH LIFTING LINK - LEFT
8	1	154-8639	154-8639	BUFFER BRUSH LIFTING LINK - RIGHT
9	2	153-1203	153-1203	MICROSWITCH-WITH ROLLER (SQUEEGE/BRUSH)
10	2	153-2801A	153-2801A	SHOULDER BOLT-3/8 X 3/8-CUT (5/16-18)
11	1	154-8837	154-8837	CAM TO BRUSH LIFTING ROD LINK ASSEMBLY


DRAWN IonyC	6/22/2006	TITLE	Brush Lift Assembly
CHECKED		SIZE	C
QA		DWG NO	Figure 8
MFG		SCALE	
APPROVED		REV	REV 10/31/2012
			SHEET 1 OF 1



**PARTS LIST**

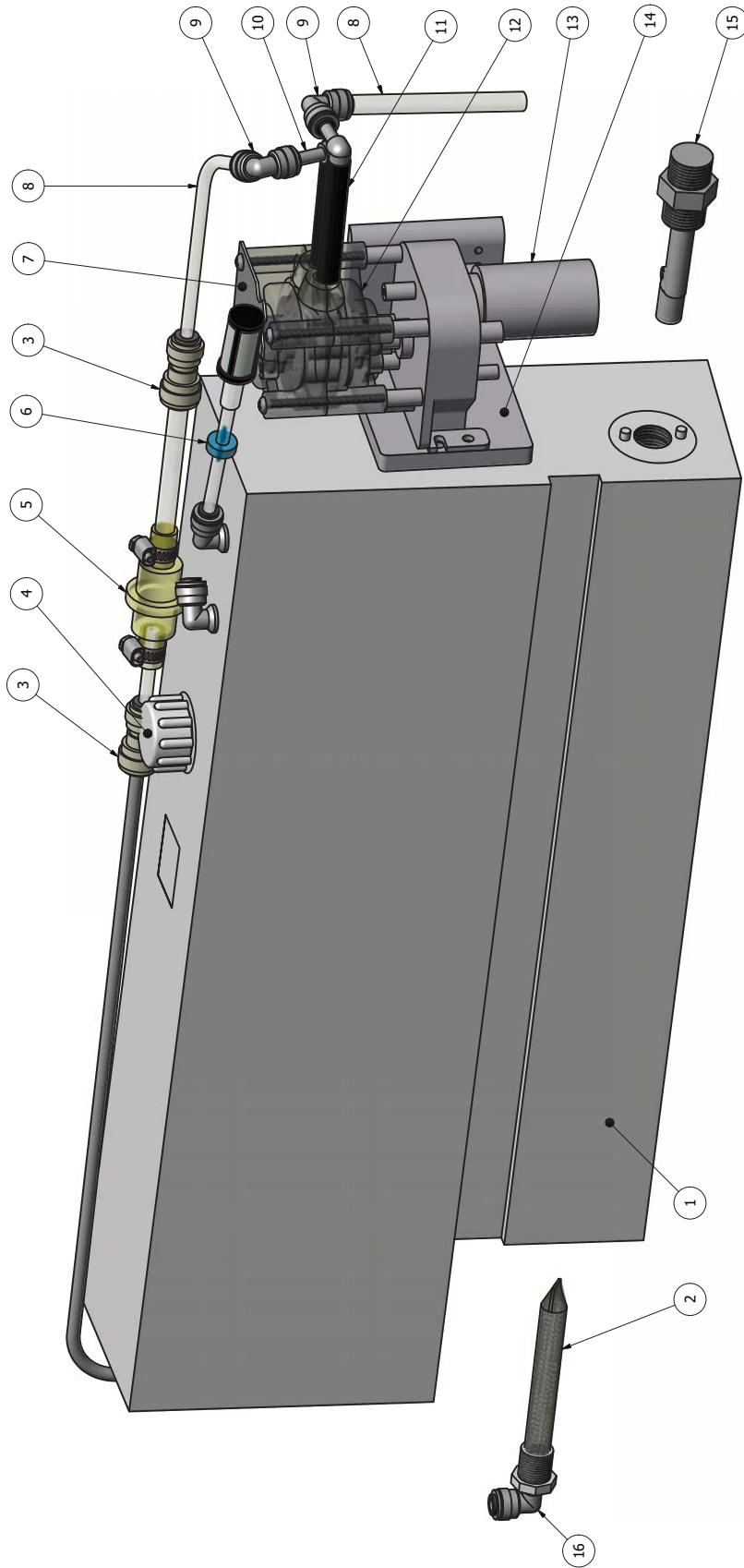
ITEM	QTY	WALKER P/N	ION P/N	DESCRIPTION
1	1	154-6893	154-6893	OIL HEAD - 3/8 INCH ADJUSTABLE TIP ANGLE
2	1	154-8851	154-8851	ASSY - OIL HOSE TUBE (4.5 INCH) TIP
2-1	1	153-2713	153-2713	SPRING - OIL TIP RETAINER
3	1	154-6646	154-6646	HEAD BELT MOUNT PLATE
4	1	154-6647A	154-6647A	SLIDING HEAD BAR (3/8)
5	1	158-6694	158-6694	HEAD MOUNT MOTOR BLOCK
6	3	154-6872	154-6872	HEAD BAR MOUNT BLOCK
7	1	154-0206	154-0206	SPRING FOR OIL LINE (1.0")
8	2	153-2804	153-2804	COLLAR - 3/8 X 3/4 X 3/8
9	1	154-6687	154-6687	SPRING RETAINER PLATE
10	1	158-8632	158-8632	STEPPER MOTOR ASSEMBLY
11	2	154-1220	154-1220	INDUCTIVE PROXIMITY SENSOR
12	2	153-1209	153-1209	BUTTON GUARD
13	2	153-1408	153-1408	PUSHBUTTON
14	1	158-8644-2850	158-8644-2850	SPLASH GUARD ASSEMBLY
15	1	154-6356	154-6356	LATCH MOUNT BLOCK FOR SPLASH GUARD
16	1	154-6357	154-6357	LATCH FOR SPLASH GUARD
17	1	154-9201	154-9201	BELT FOR HEAD DRIVE (X1025 - 110 INCHES)
18	1	153-1203	153-1203	MICRO SWITCH WITH ROLLER

DRAWN	CHECKED	APPROVED	8/21/2008
JME	REV 10/31/2012	Qty	0
MATERIAL			
FINISH			
NONE			
TOLERANCES:			
3 DECIMALS +/- 0.005			
2 DECIMALS +/- 0.010			
1 DECIMAL +/- 0.030			
SIZE	DWG NO	DATE	REV
C	Figure 9	09/05/06	SHEET 1 OF 1
KEGEL LLC			
1951 LONGLEAF BLVD			
LAKE WALES, FL. 33859			
TITLE			
Oil Head Bar Drive			



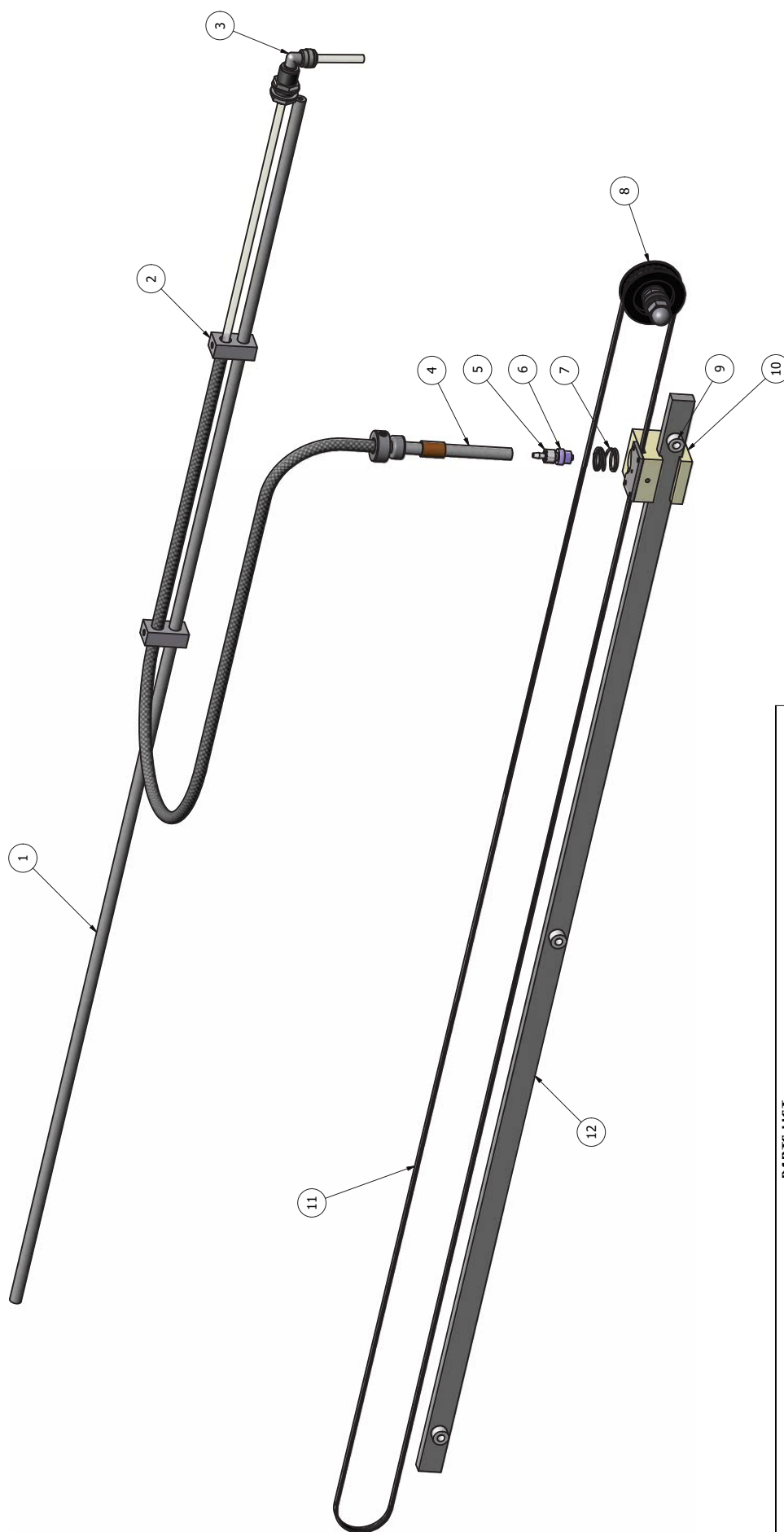
PARTS LIST				
ITEM	QTY	WALKER P/N	ION P/N	DESCRIPTION
1	1	158-6684	158-6684	OIL PUMP MOTOR GUARD
2	INCH	154-0202 B	154-0202 B	PENCIL TUBING STOCK - 3/16" OD X 1/16" ID
3	3	154-0248	154-0248	REDUCING UNION CONNECTOR - 1/4" X 3/16"
4	2	154-0224	154-0224	MALE CONNECTOR - 1/4" TUBE X 1/8 NPT
5	1	154-8817	154-8817	MANUAL VENT VALVE ASSEMBLY FOR TANK VENT
6	1	153-2506	153-2506	SLOTTED SHIM WASHER - 3/8" (FOR VALVES)
7	1	154-8298	154-8298	OIL CONTROL VALVE EXT WIRES
8	1	158-1613	158-1613	PRESSURE GAUGE 60 PSI
9	1	154-6653	154-6653	PRESSURE GAUGE MOUNT ANGLE
10	INCH	154-0202 A	154-0202 A	PENCIL TUBING STOCK - 1/4" OD X 1/8" ID
11	3	154-0223	154-0223	ELBOW (90 DEGREE) - 1/4" NPT X 1/4" TUBE
12	1	154-8682	154-8682	POLY CONDITIONER SUPPLY TANK W/SPIN WELD
13	1	154-0832 C	154-0832 C	CAP FOR POLYETHYLENE TANKS
14	1	154-0222	154-0222	ELBOW - 1/4" STEM X 1/4" TUBING OD
15	1	154-0613	154-0613	ELBOW - 1/8" NPT X 3/16" TUBE
16	1	154-9208	154-9208	PULLEY (12 X 1/16" BORE W/SET SCREW)
18	2	154-0256	154-0256	ELBOW - 3/8" TUBE OD X 3/8" TUBE
19	1	154-1214	154-1214	FLUID METERING PUMP - 0.05 ML/STROKE
20	1	154-8816	154-8816	PULSE SUPPRESSOR TUBING KIT - KUS (9.25")
21	1	158-8632	158-8632	STEPPER MOTOR ASSEMBLY
22	1	158-6692	158-6692	OIL PUMP BRACKET
23	1	158-9615	158-9615	TIMING BELT 110 X 1/8" WIDE
24	1	158-9403	158-9403	PULLEY - 2.6 X 1.037 X 5/16" BORE
25	INCH	154-0202	154-0202	PUMP TUBING STOCK (3/8" OD X 1/4" ID)
26	1	154-8693	154-8693	FLOAT SWITCH ASSEMBLY
27	1	154-0258	154-0258	ELBOW - 3/8" STEM X 3/8" TUBE
28	1	154-0212	154-0212	FILTER FOR SUPPLY TANK (5" SS) PVC
29	1	153-0815	153-0815	UNION TEE (1/4 X 1/4 X 1/4 - QUICK DISC)
30	1	158-8672 A	158-8672 A	LED TANK LIGHT
31	1	154-0257	154-0257	PRESSURE GAUGE FITTING

DRAWN	JME	CHECKED	APPROVED	8/21/2008
MATERIAL				REV 10/25/12
FINISH				QTY 0
NONE				
TOLERANCES:				
3 DECIMALS +/- 0.005				
2 DECIMALS +/- 0.010				
1 DECIMAL +/- 0.030				
SIZE	C	DWG NO	KEGEL LLC	
SCALE		REV	1951 LONGLEAF BLVD	
			LAKE WALES, FL. 33859	
			Oil Assembly	
			TITLE	



ITEM	QTY	WALKER P/N	ION P/N	DESCRIPTION
1	1	158-8433C	158-8433C	CLEANER SUPPLY TANK ASSY - 3.25 GAL (COMP)
2	1	154-0212B	154-0212B	FILTER FOR SUPPLY TANK (5" SS) PVC
3	2	154-0244	154-0244	REDUCER (3/8" TO 1/4" - LIGHT OIL KIT)
4	1	154-0832C	154-0832C	CAP FOR POLYETHYLENE TANKS
5	1	154-8867A	154-8867A	INLINE FILTER ASSEMBLY
6	1	154-8817	154-8817	MANUAL VENT VALVE ASSEMBLY
7	1	N/A	N/A	CLEANER PUMP HOSE LOADING TOOL
8	INCH	154-0202A	154-0202A	PENCIL TUBING STOCK - 1/4" OD X 1/8" ID
9	2	154-0243	154-0243	ELBOW (90 DEGREE) 1/4 X 1/4 GUEST
10	2	154-0227	154-0227	ELBOW - TUBE TO HOSE BARB (1/4" X 5/16" ID)
11	1	154-0861B	154-0861B	NEOPRENE TUBING FOR PUMP W/ELBOWS
12	1	154-0860A	154-0860A	PUMP - MASTERFLEX (24V-DC)
13	1	158-8404	158-8404	CLEANER PUMP DRIVE MOTOR
14	1	154-6865	154-6865	CLEANER PUMP MOUNT ANGLE
15	1	154-8693	154-8693	CLEANER FLOAT ASSY
16	1	154-0223	154-0223	ELBOW (90 DEGREE) 1/4" NPT X 1/4" TUBE

DRAWN	10/29/2012	TITLE	Cleaner Tank Assembly
CHECKED			
QA			
MFG			
APPROVED			
SIZE	C	DWG NO	Figure 11
SCALE		REV	
			SHEET 1 OF 1




ITEM	QTY	WALKER P/N	ION P/N	DESCRIPTION
1	1	154-6889	154-6889	CLEANER HOSE ROUTING BAR
2	2	154-6888	154-6888	CLEANER HOSE SPRING MOUNT BLOCK
3	1	154-0222	154-0222	ELBOW 1/4" STEM X 1/4" TUBING OD
4	1	154-8852	154-8852	CLEANER HOSE TUBE (4.5 INCH) AND TIP ASSEMBLY
5	1	154-0863	154-0863	MALE LUER TO HOSE BARB
6	1	154-0862K	154-0862K	CLEANER TIP WITH CHECK VALVE - 5 PACK
7	1	153-2713	153-2713	SPRING - OIL TIP RETAINER
8	1	154-9802	154-9802	PULLEY 27XLO37 DF 2SETS 3/8" BORE
9	3	154-6874	154-6874	CLEANING HEAD BAR SPACER
10	1	154-6882	154-6882	CLEANER HEAD
11	1	154-9201C	154-9201C	CLEANER HEAD DRIVE BELT
12	1	154-6877	154-6877	CLEANER HEAD GUIDE BAR

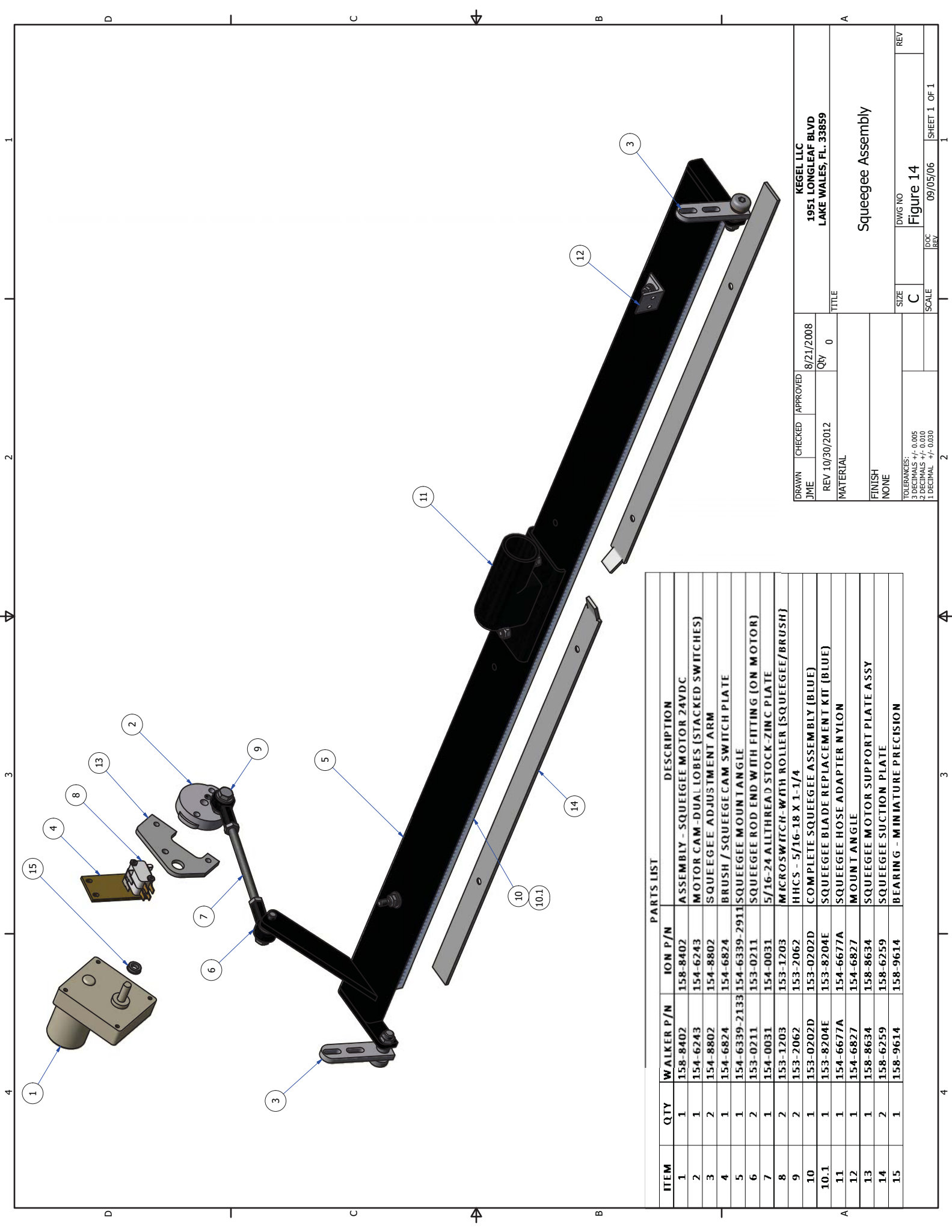
**PARTS LIST**

DRAWN	10/30/2012	TITLE	Cleaner Head Assembly
BRB		QA	
CHECKED		MFG	
APPROVED		SCALE	C
		DWG NO	Figure 12
		REV	

PARTS LIST				
ITEM	QTY	WAKER/P/N	IONP/N	DESCRIPTION
1	1	153-6850	153-6850	UHMM DUSTER P/LUG FOR PVC BOARD CORE
2	1	153-6853	153-6853	UHMM DUSTER P/LUG FOR PVC TAKE-UP REEL
3	1	153-8839	153-8839	CUSHION ROLLER W/PAD [STEEL-44-3/8]
4	1	153-8202B	153-8202B	DUSTER SOLID DRIVE HUB [PVC-1/4-28]
5	1	153-8201B	153-8201B	DUSTER DRIVE HUB ASSEMBLY [1/4-28]
6	2	153-8420	153-8420	CUSHION ROLLER PIVOT ARM ASSEMBLY
7	4 / 2	154-1603	154-1603	MICROSWITCH WITHOUT ROLLER [LARGE]
8	1	153-0047EZ	153-0047EZ	K2 - DUSTER CLOTH
9	1	153-0429	153-0429	DMR DUSTER ROIL SUPPORT PIPE [40 INCH]
10	1	153-8824	153-8824	PVC TAKE-UP REEL ASSEMBLY [44-3/4"]
11	2	158-8403	158-8403	ASSEMBLY - DUSTER MOTOR 24VDC
12	2	153-2535	153-2535	SHOULDER BOLT 5/16 X 2-1/4 [1/4-20]
13	2	153-2093	153-2093	SPRING - 0.42 OD X 0.75
14	2	153-2020A	153-2020A	LOCKNUT - 1/4-20 [STOVER]



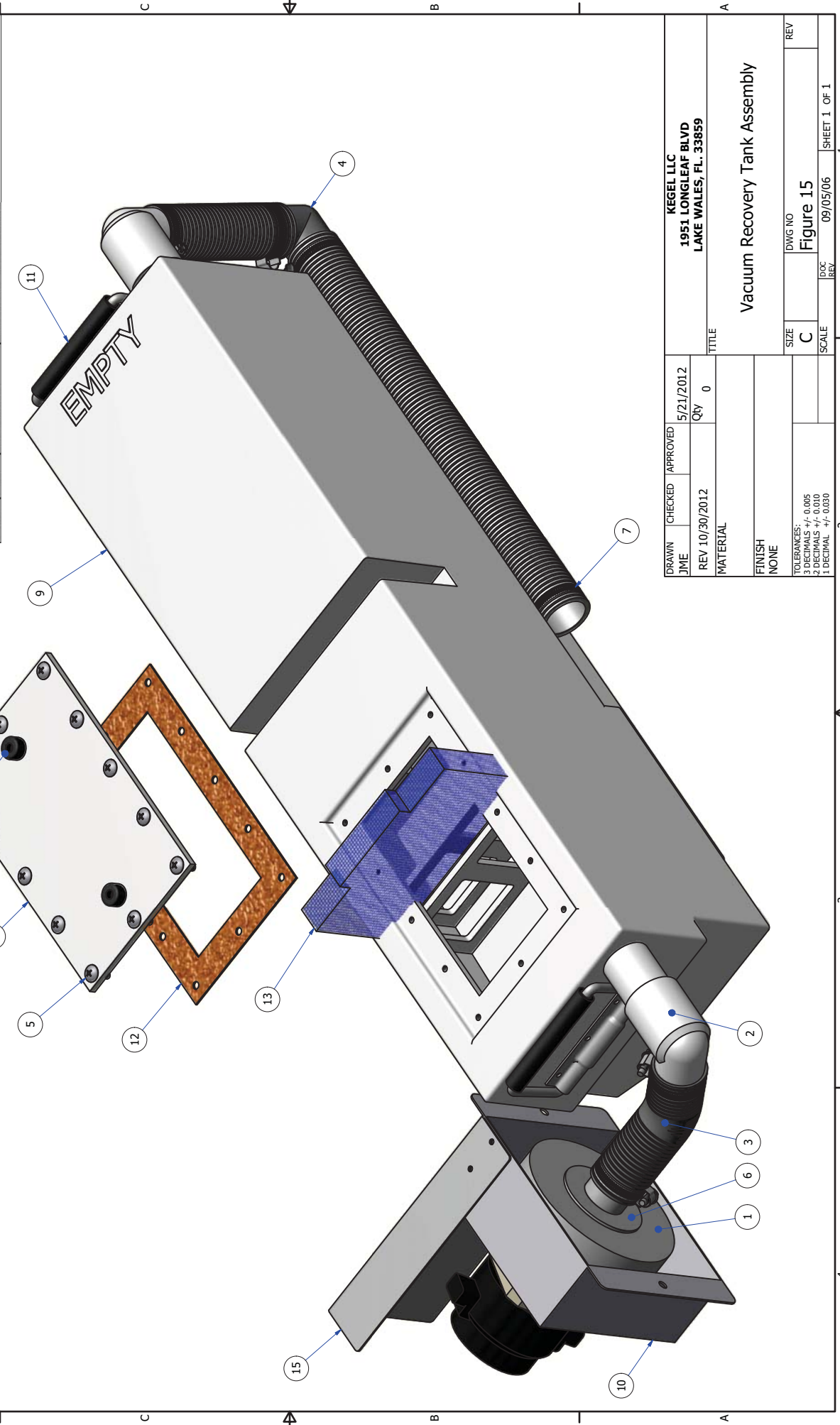
DRAWN		CHECKED	APPROVED	8/21/2008	KEGEL LLC 1951 LONGLEAF BLVD LAKE WALES, FL. 33859	
JME	REV 10/30/2012			Qty 0	TITLE	
MATERIAL				Duster Assembly		
FINISH				NONE		
TOLERANCES:				SIZE		
3 DECIMALS +/- 0.005				C		
2 DECIMALS +/- 0.010				SCALE		
1 DECIMAL +/- 0.030				09/05/06		
				REV		
				Figure 13		
				SHEET 1 OF 1		



ITEM	QTY	WALKER P/N	ION P/N	DESCRIPTION
1	1	158-8402	158-8402	ASSEMBLY - SQUEEGEE MOTOR 24VDC
2	1	154-6243	154-6243	MOTOR CAM-DUAL LOBES (STACKED SWITCHES)
3	2	154-8802	154-8802	SQUEEGEE ADJUSTMENT ARM
4	1	154-6824	154-6824	BRUSH / SQUEEGEE CAM SWITCH PLATE
5	1	154-6339-2133	154-6339-2911	SQUEEGEE MOUNT ANGLE
6	2	153-0211	153-0211	SQUEEGEE ROD END WITH FITTING (ION MOTOR)
7	1	154-0031	154-0031	5/16-24 ALLTHREAD STOCK-ZINC PLATE
8	2	153-1203	153-1203	MICROSWITCH-WITH ROLLER (SQUEEGEE/BRUSH)
9	2	153-2062	153-2062	HHCS - 5/16-18 X 1-1/4
10	1	153-0202D	153-0202D	COMPLETE SQUEEGEE ASSEMBLY (BLUE)
10.1	1	153-8204E	153-8204E	SQUEEGEE BLADE REPLACEMENT KIT (BLUE)
11	1	154-6677A	154-6677A	SQUEEGEE HOSE ADAPTER NYLON
12	1	154-6827	154-6827	MOUNT ANGLE
13	1	158-8634	158-8634	SQUEEGEE MOTOR SUPPORT PLATE ASSY
14	2	158-6259	158-6259	SQUEEGEE SUCTION PLATE
15	1	158-9614	158-9614	BEARING - MINIATURE PRECISION


DRAWN	JME	CHECKED	REV 10/30/2012	APPROVED	8/21/2008	Qty	0
MATERIAL FINISH NONE							
TITLE <b>Squeegee Assembly</b>							
KEGEL LLC 1951 LONGLEAF BLVD LAKE WALES, FL. 33859							
SIZE	C	DWG NO	Figure 14	SCALE	09/05/06	SHEET	1 OF 1
REV		DOC		REV			

PARTS LIST			
ITEM	QTY	PART NUMBER	DESCRIPTION
1	1	158-8407	ASSEMBLY - VACUUM MOTOR
1.1	1	158-1421B	BRUSHES - VACUUM MOTOR 24V
2	2	153-8827T	1-1/4" PVC ELBOW - TANK INLET (NO THREADS)
3	INCH	154-0260	FLEXIBLE VAC HOSE GREY (1-1/2" INCH ID)
4	1	154-0607	PVC ELBOW - 1-1/2" BARB X 1-3/4" BARB
5	12	153-2924	M 5 PHILLIPS - 1/4"-20 X 3/4" TRUSS HEAD
6	1	153-6221M	VACUUM HOSE ADAPTER
7	6	153-2406	HOSE CLAMP (2 INCH)
8	1	158-6448	REC TANK SUB-FLOOR COVER PLATE - 10 GAL
9	1	158-8617	RECOVERY TANK ASSEMBLY - 10 GALLON
10	1	158-8618	VACUUM MOTOR HOUSING
11	2	154-0810	LIFTING HANDLE (SS SPRING-LOADED CHEST)
12	1	158-0405	RECOVERY TANK GASKET
13	1	158-0406	FILTER FOR 10 GALLON RECOVERY TANK
14	2	154-0006A	BUMPER GUARD - POLYURETHANE (13/32)
15	1	158-6709	VACUUM MOTOR GUARD



DRAWN	CHECKED	APPROVED	5/21/2012
JME	REV 10/30/2012		Qty 0
MATERIAL			
FINISH			
NONE			
TOLERANCES:			
3 DECIMALS +/- 0.005			
2 DECIMALS +/- 0.010			
1 DECIMAL +/- 0.030			
SCALE	IDOC	REV	REV
DWG NO			
Figure 15			
KEGEL LLC			
1951 LONGLEAF BLVD			
LAKE WALES, FL. 33859			
TITLE			
Vacuum Recovery Tank Assembly			
SHEET 1 OF 1			

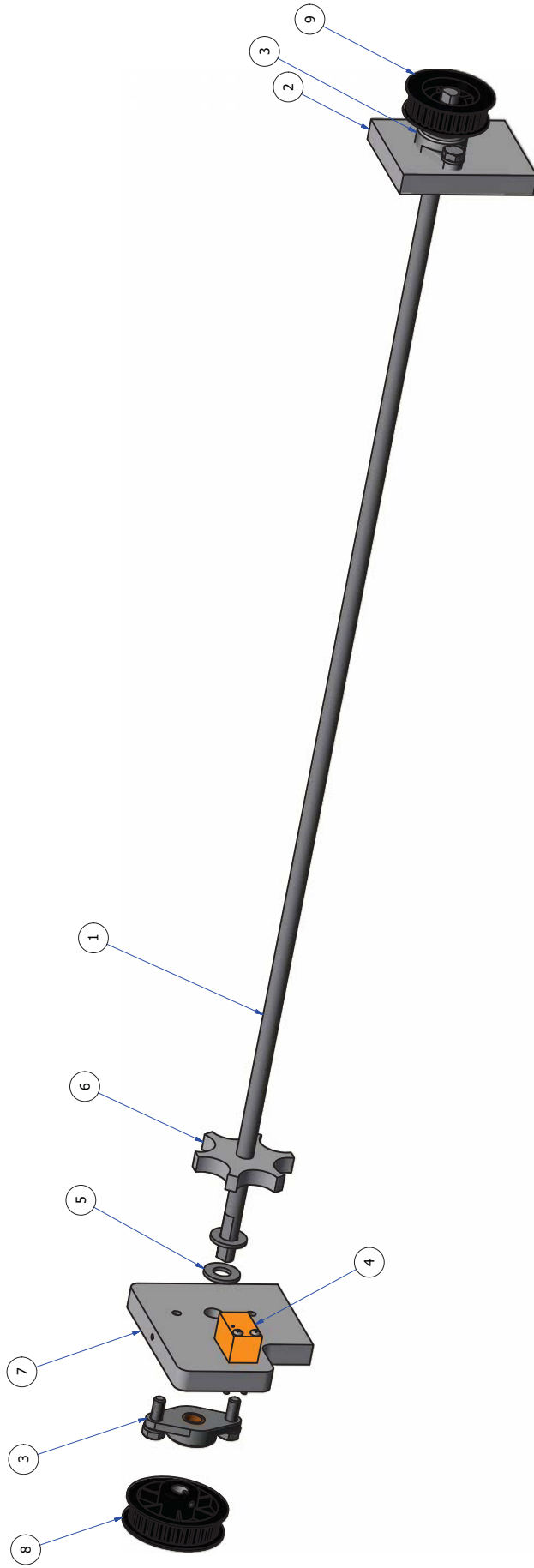




**PARTS LIST**

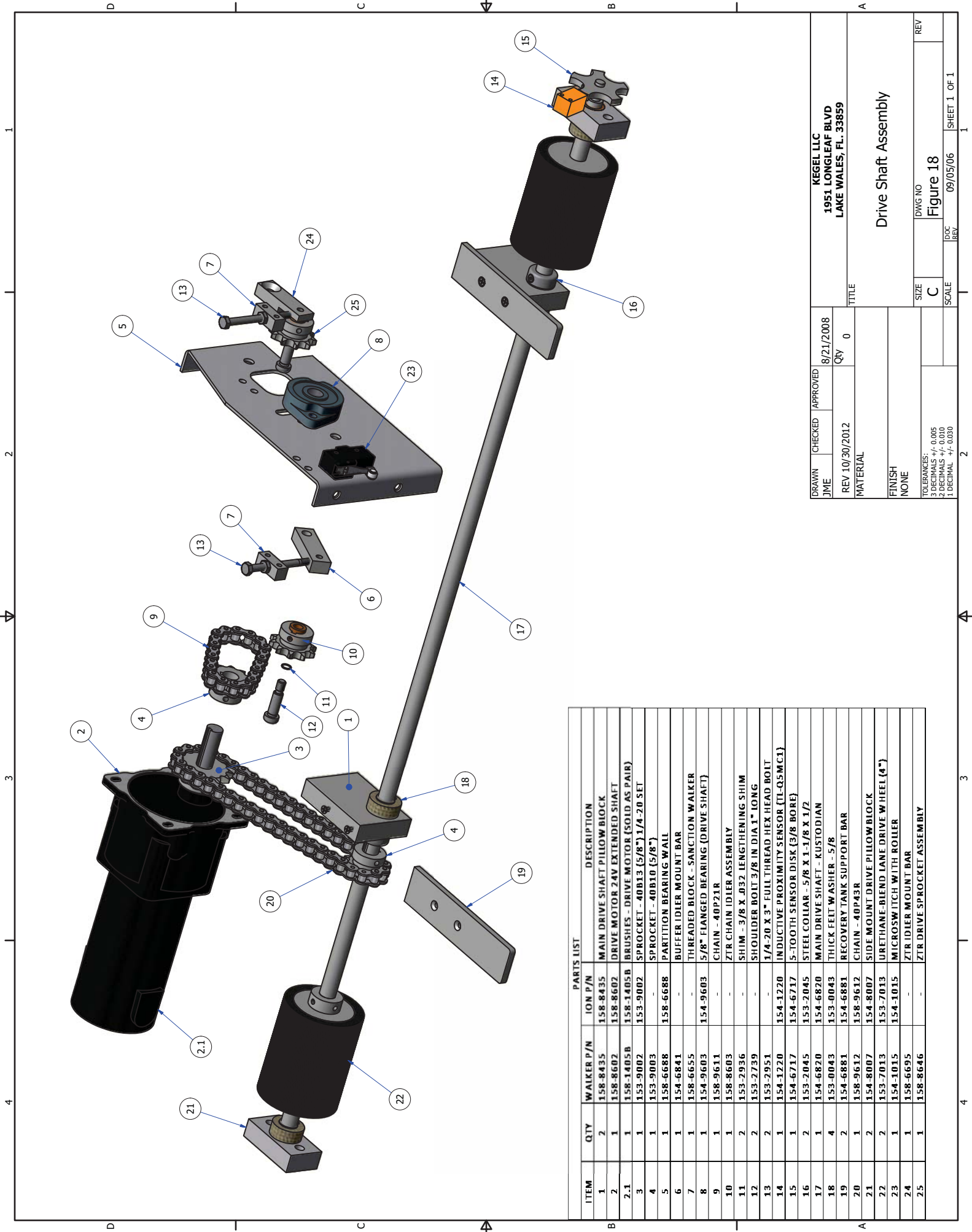
ITEM	QTY	WALKER P/N	ION P/N	DESCRIPTION
1	1	154-6264	154-6264	SHAFT FOR TIMING DISK (REMOTE SENSOR)
2	1	154-8614	154-8614	LANE DISTANCE PILLOW BLOCK ASSEMBLY - LEFT
3	1	154-6717	154-6717	5-TOOTH SENSOR DISK (3/8 BORE) - 2001
4	1	158-6647	158-6647	IDS SHAFT
5	2	153-6027	153-6027	LANE DISTANCE ADJUSTMENT BLOCK
6	1	154-1220	154-1220	INDUCTIVE PROXIMITY SENSOR (TL-QSMC1)
7	1	154-9211	154-9211	IDS AND TACH SENSOR DRIVE CHAIN (25P29)
8	2	153-2234	153-2234	HCS - 3/8-16 x 4 (FULLY THREADED)
9	1	154-9213	154-9213	SPROCKET - 25B15 (1/2")
10	1	153-9010	153-9010	SPROCKET - 25B15 (3/8")
11	3	153-2009	153-2009	NYLON FLAT WASHER (3/8 - 0.060)
11.1	1	153-2992	153-2992	WASHER - TRIPLE WAVE 18-8 SS
12	1	154-8320	154-8320	LANE DISTANCE PILLOW BLOCK ASSEMBLY - CENTER
13	1	158-8604	158-8604	IDS PILLOW BLOCK ASSEMBLY - OLS
14	1	153-6068	-	MICROSWITC H ADJUSTMENT BAR
15	1	153-1202	-	MICROSWITC H W/O ROLLER
16	1	153-8062	-	COLLAR ASSEMBLY FOR ON LANE SWITC H
17	1	153-2902	-	STEEL COLLAR - 1/2 X 1-1/8 X 1/2
18	1	153-2010A	-	NYLON FLAT WASHER (1/2 - 0.060)
19	1	153-2115	-	SPRING-0.66 OD X 0.625 (ON-LANE SWITC H)
20	2	153-7002AA	153-7002AA	IDS WHEEL - 2"

DRAWN	10/23/2006	TITLE	LDS Assembly
CHECKED		SCALE	C
QA		SIZE	C
MFG		DWG NO	Figure 16
APPROVED		REV	
REV 10/30/2012			



PARTS LIST				
ITEM	QTY	WALKER P/N	ION P/N	DESCRIPTION
1	1	158-6644	158-6644	CLEANER HEAD DRIVE SHAFT
2	1	154-6878	154-6878	CLEANER HEAD DRIVE SHAFT BLOCK
3	2	154-9804	154-9804	FLANGED BEARING FOR CLEANER DRIVE SHAFT
4	1	154-1220	154-1220	INDUCTIVE PROXIMITY SENSOR (TL-Q5MCL1)
5	2	153-2009	153-2009	NYLON FLAT WASHER (3/8 - 0.060)
6	1	154-6884	154-6884	6 TOOTH SENSOR DISK
7	1	154-6875A	154-6875A	HEAD IDLER MOUNT BLOCK
8	1	154-9805	154-9805	PULLEY - 32X1037 - 3/8 BORE DF DBL SET
9	1	154-9205B	154-9205B	PULLEY 27X1037 DF 2SETS 3/8 BORE

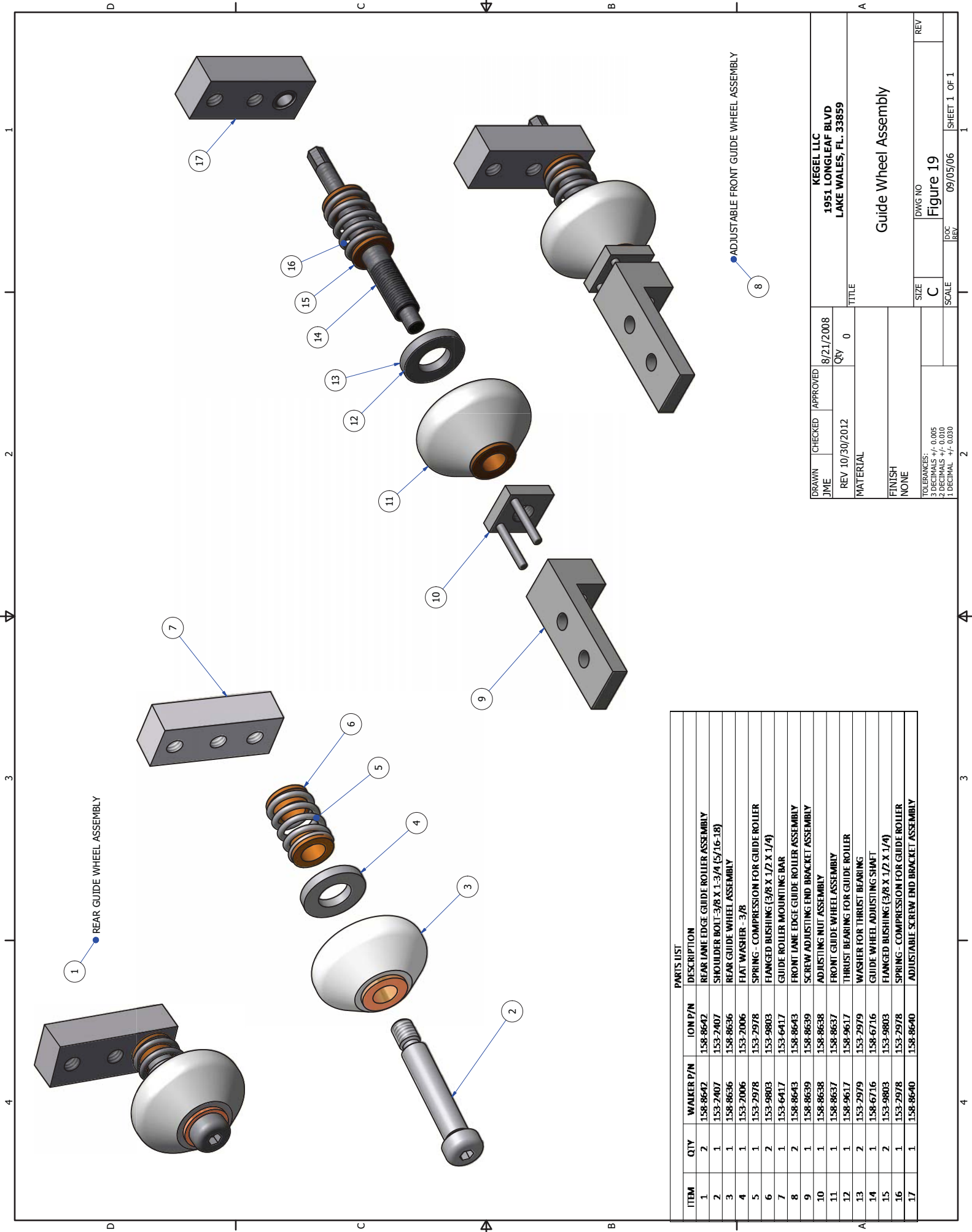
DRAWN	CHECKED	APPROVED	8/21/2008	KEGEL LLC 1951 LONGLEAF BLVD LAKE WALES, FL. 33859
JME	REV 10/30/2012		Qty 0	
MATERIAL				TITLE
FINISH				Cleaner Head Drive Shaft Assembly
NONE				
TOLERANCES:				SIZE
3 DECIMALS +/- 0.005				C
2 DECIMALS +/- 0.010				SCALE
1 DECIMAL +/- 0.030				DOC REV
				09/05/06
				REV
				Figure 17
				SHEET 1 OF 1



ITEM	QTY	WALKER P/N	ION P/N	DESCRIPTION
1	2	158-8435	158-8435	MAIN DRIVE SHAFT PILOW BLOCK
2	1	158-8602	158-8602	DRIVE MOTOR 24V EXTENDED SHAFT
2.1	1	158-1405B	158-1405B	BRUSHES - DRIVE MOTOR (SOLID AS PAIR)
3	1	153-9002	153-9002	SPROCKET - 40B13 (5/8") 1/4-20 SET
4	1	153-9003	-	SPROCKET - 40B10 (5/8")
5	1	158-6688	158-6688	PARTITION BEARING WALL
6	1	154-6841	-	BUFFER IDLER MOUNT BAR
7	1	158-6655	-	THREADED BLOCK - SANCTION WALKER
8	1	154-9603	154-9603	5/8" FLANGED BEARING (DRIVE SHAFT)
9	1	158-9611	-	CHAIN - 40P21R
10	1	158-8603	-	ZTR CHAIN IDLER ASSEMBLY
11	2	153-2936	-	SHIM - 3/8 X .032 LENGTHENING SHIM
12	2	153-2739	-	SHOULDER BOLT 3/8" IN DIA 1" LONG
13	2	153-2951	-	1/4-20 X 3" FULL THREAD HEX HEAD BOLT
14	1	154-1220	154-1220	INDUCTIVE PROXIMITY SENSOR (TL-05MCI)
15	1	154-6717	154-6717	5-TOOTH SENSOR DISK (3/8 BORE)
16	2	153-2045	153-2045	STEEL COLLAR - 5/8 X 1-1/8 X 1/2
17	1	154-6820	154-6820	MAIN DRIVE SHAFT - KUSTODIAN
18	4	153-0043	153-0043	THICK FEET WASHER - 5/8
19	2	154-6881	154-6881	RECOVERY TANK SUPPORT BAR
20	1	158-9612	158-9612	CHAIN - 40P43R
21	2	154-8007	154-8007	SIDE MOUNT DRIVE PILOW BLOCK
22	2	153-7013	153-7013	URETHANE-BLEND LANE DRIVE WHEEL (4")
23	1	154-1015	154-1015	MICROSWITCH WITH ROLLER
24	1	158-6695	-	ZTR IDLER MOUNT BAR
25	1	158-8646	-	ZTR DRIVE SPROCKET ASSEMBLY

DRAWN	CHECKED	APPROVED	8/21/2008
JME	REV 10/30/2012		Qty 0
MATERIAL			
FINISH			
NONE			
TOLERANCES:			
3 DECIMALS +/- 0.005			
2 DECIMALS +/- 0.010			
1 DECIMAL +/- 0.030			
SIZE	DWG NO	REV	REV
C	Figure 18	09/05/06	SHEET 1 OF 1

KEGEL LLC  
 1951 LONGLEAF BLVD  
 LAKE WALES, FL. 33859  
 TITLE  
 Drive Shaft Assembly




● ADJUSTABLE FRONT GUIDE WHEEL ASSEMBLY

PARTS LIST			
ITEM	QTY	WALKER P/N	ION P/N
1	2	158-8642	158-8642
2	1	153-2407	153-2407
3	1	158-8636	158-8636
4	1	153-2006	153-2006
5	1	153-2978	153-2978
6	2	153-9803	153-9803
7	1	153-6417	153-6417
8	2	158-8643	158-8643
9	1	158-8639	158-8639
10	1	158-8638	158-8638
11	1	158-8637	158-8637
12	1	158-9617	158-9617
13	2	153-2979	153-2979
14	1	158-6716	158-6716
15	2	153-9803	153-9803
16	1	153-2978	153-2978
17	1	158-8640	158-8640

DRAWN	JME	CHECKED	8/21/2008	APPROVED	
REV	10/30/2012	QTY	0		
MATERIAL					
FINISH					
NONE					
TOLERANCES:					
3 DECIMALS +/- 0.005					
2 DECIMALS +/- 0.010					
1 DECIMAL +/- 0.030					
SCALE	C	DWG NO	Figure 19	SHEET	1 OF 1
REV		DOC	09/05/06		

KEGEL LLC  
1951 LONGLEAF BLVD  
LAKE WALES, FL. 33859

Guide Wheel Assembly



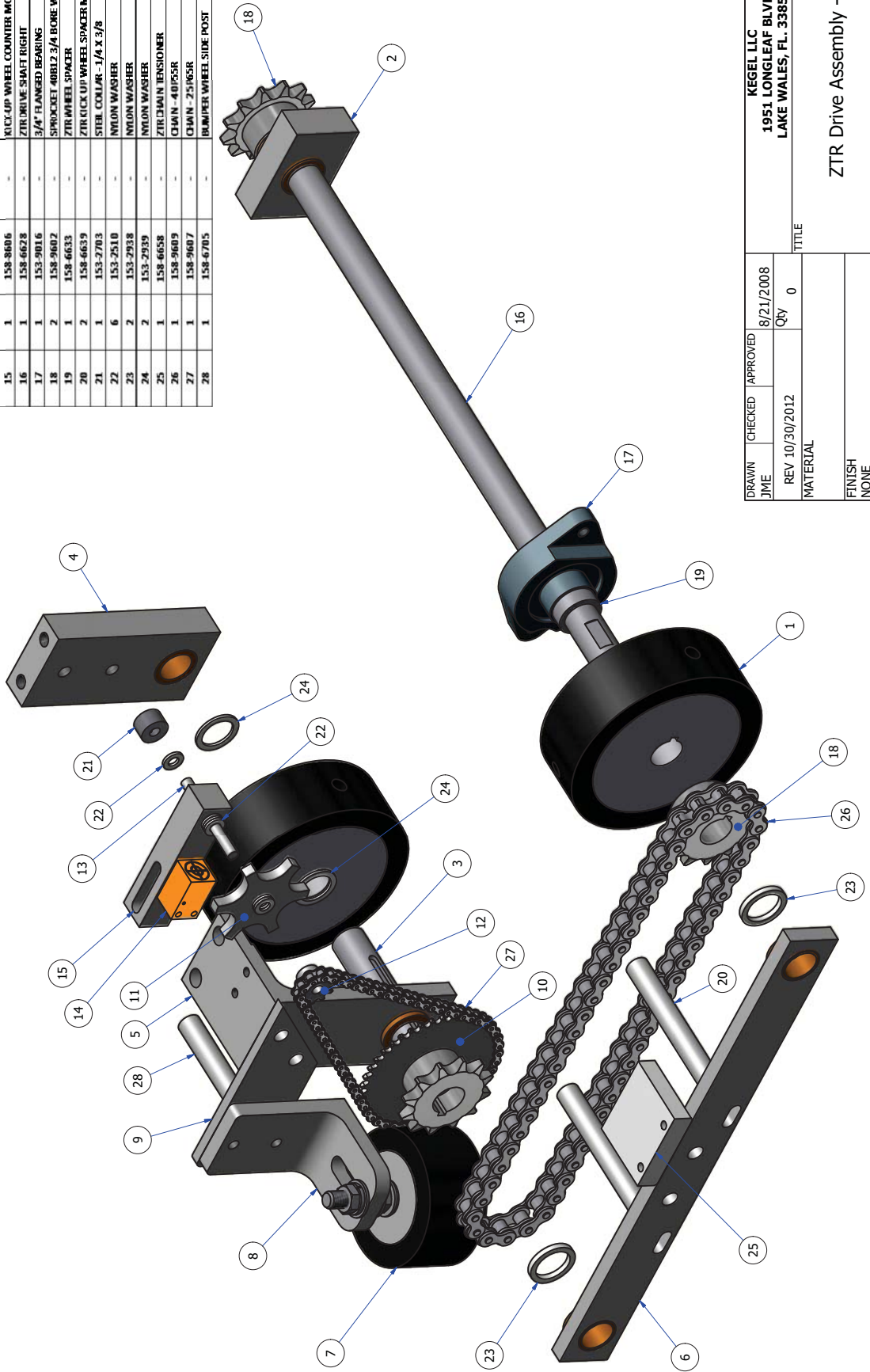
ITEM	QTY	WALKER P/N	ION P/N	DESCRIPTION
1	1	153-9003	-	SPROCKET - 40B10 (5/8")
2	1	158-8414	158-8414	BUFFER MOTOR - 24VDC
2.1	2 / 1	158-1405B	158-1405B	BRUSHES - DRIVE MOTOR (SOLD AS PAIR)
3	1	158-8602	-	DRIVE MOTOR 24V EXTENDED SHAFT
4	2	158-6631	-	ZTR MOTOR SPACER
5	1	154-9603	-	5/8" FLANGED BEARING
6	1	158-6630	-	BUFFER MOTOR MOUNT
7	1	158-9610	-	CHAIN - 40P27R
8	1	158-9401	158-9401	PULLEY - 141050 X 1 1/2" BORE
9	1	158-6701	-	ZTR MOTOR ADJUSTMENT BLOCK - LEFT
10	1	153-2976	-	IHKCS FULL THREAD 5/16-18 X 6-1/2" LONG

DRAWN	JME	CHECKED		APPROVED	8/21/2008	Qty	0	
MATERIAL								
FINISH								
NONE								
TOLERANCES:								
3 DECIMALS +/- 0.005								
2 DECIMALS +/- 0.010								
1 DECIMAL +/- 0.030								
SIZE	C	DWG NO	Figure 20					REV
SCALE		DOC	REV	09/05/06	SHEET 1		OF 1	

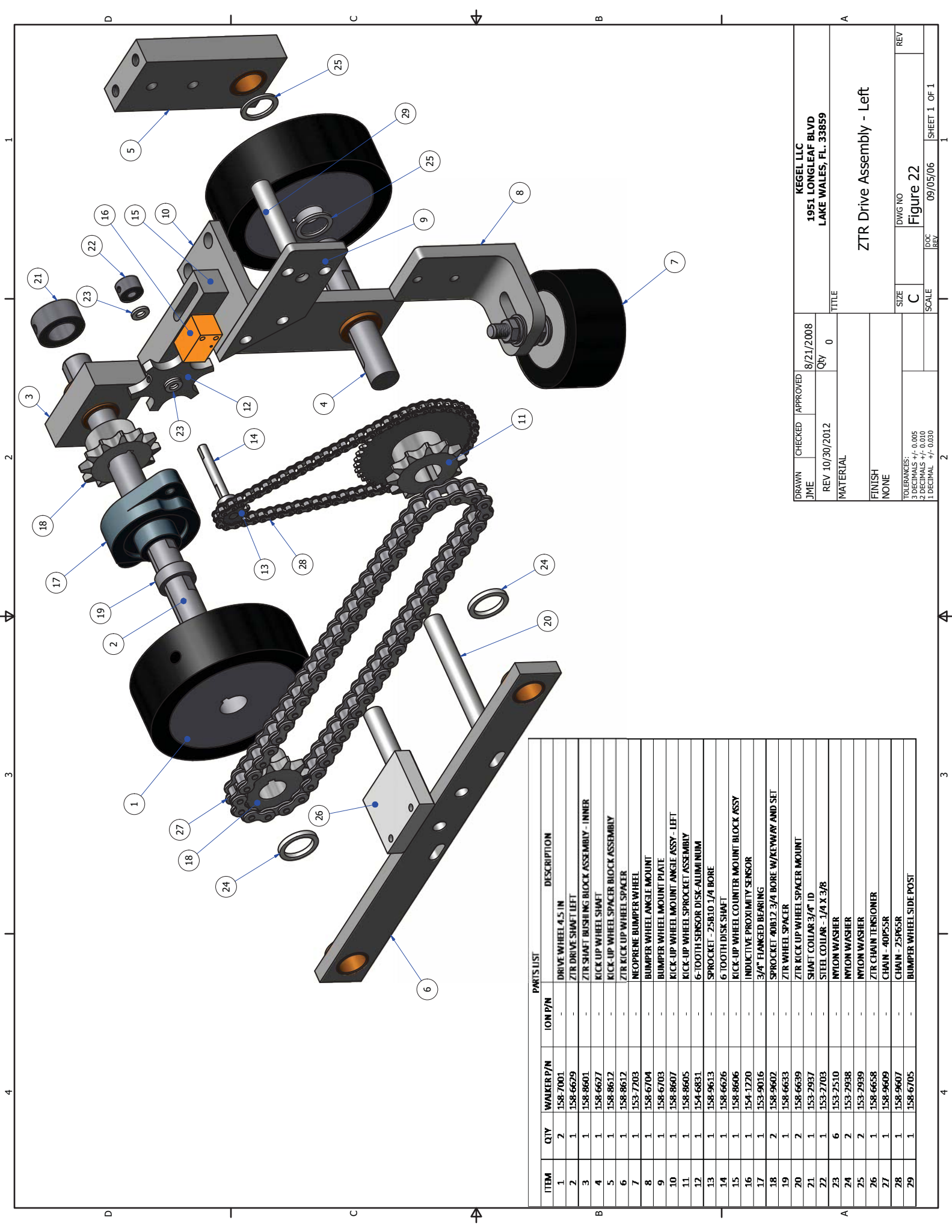
Buffer Motor and Left ZTR Motor Assembly

KEGEL LLC  
1951 LONGLEAF BLVD  
LAKE WALES, FL. 33859

PARTS LIST				
ITEM	QTY	WALKER P/N	ION P/N	DESCRIPTION
1	2	158-7001	-	DRIVE WHEEL 4.5 IN
2	1	158-8601	-	ZTR SHAFT BUSHING BLOCK ASSEMBLY - INNER
3	1	158-6627	-	KICK UP WHEEL SHAFT
4	1	158-8608	-	KICK-UP WHEEL MOUNT BLOCK ASSY - RIGHT
5	1	158-8609	-	KICK-UP WHEEL MOUNT ANGLE ASSY - RIGHT
6	1	158-8612	-	KICK-UP WHEEL SPACER BLOCK ASSEMBLY
7	1	153-7203	-	NEOPRENE BUMPER WHEEL
8	1	158-6704	-	BUMPER WHEEL ANGLE MOUNT
9	1	158-6703	-	BUMPER WHEEL MOUNT PLATE
10	1	158-8605	-	KICK-UP WHEEL SPROCKET ASSEMBLY
11	1	154-6831	-	6-TOOTH SENSOR DISK-ALUMINUM
12	1	158-9613	-	SPROCKET - 25HOLE 1/4 BORE
13	1	158-6626	-	6 TOOTH DISK SHAFT
14	1	154-1220	-	INDUCTIVE PROXIMITY SENSOR (TL-OSMCL)
15	1	158-8606	-	KICK-UP WHEEL COUNTER MOUNT BLOCK ASSY
16	1	158-6628	-	ZTR DRIVE SHAFT RIGHT
17	1	153-9016	-	3/4" FLANGED BEARING
18	2	158-9602	-	SPROCKET 40BLZ 3/4 BORE W/KEYWAY AND SET
19	1	158-6633	-	ZTR WHEEL SPACER
20	2	158-6639	-	ZTR KICK UP WHEEL SPACER MOUNT
21	1	153-2703	-	STEEL COLLAR - 1/4 X 3/8
22	6	153-2510	-	NYLON WASHER
23	2	153-2938	-	NYLON WASHER
24	2	153-2939	-	NYLON WASHER
25	1	158-6658	-	ZTR CHAIN TENSIONER
26	1	158-9609	-	CHAIN - 40P55R
27	1	158-9607	-	CHAIN - 25H6SR
28	1	158-6705	-	BUMPER WHEEL SIDE POST

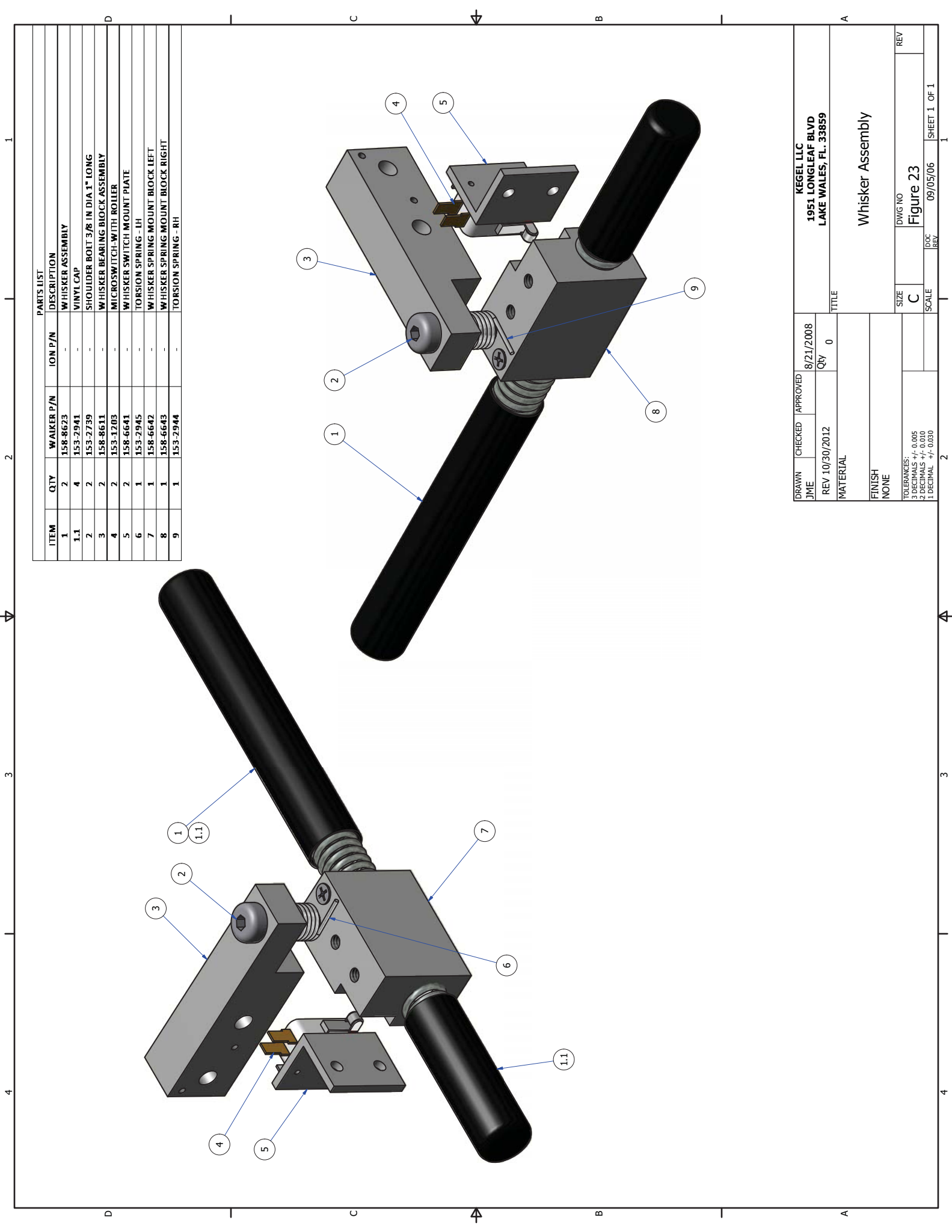


DRAWN JME REV 10/30/2012 MATERIAL FINISH NONE TOLERANCES: 3 DECIMALS +/- 0.005 2 DECIMALS +/- 0.010 1 DECIMAL +/- 0.030	CHECKED APPROVED 8/21/2008 Qty 0	KEGEL LLC 1951 LONGLEAF BLVD LAKE WALES, FL. 33859  TITLE ZTR Drive Assembly - Right	DWG NO <b>Figure 21</b> DATE 09/05/06 SCALE SHEET 1 OF 1
--	---	---	---



DRAWN		CHECKED	APPROVED	8/21/2008	KEGEL LLC 1951 LONGLEAF BLVD LAKE WALES, FL. 33859	
JME	REV 10/30/2012			Qty 0	TITLE	
MATERIAL						
FINISH						
NONE						
TOLERANCES:						
3 DECIMALS +/- 0.005						
2 DECIMALS +/- 0.010						
1 DECIMAL +/- 0.030						
SIZE	C	DWG NO	Figure 22			
SCALE		IDOC REV	09/05/06	SHEET 1 OF 1		

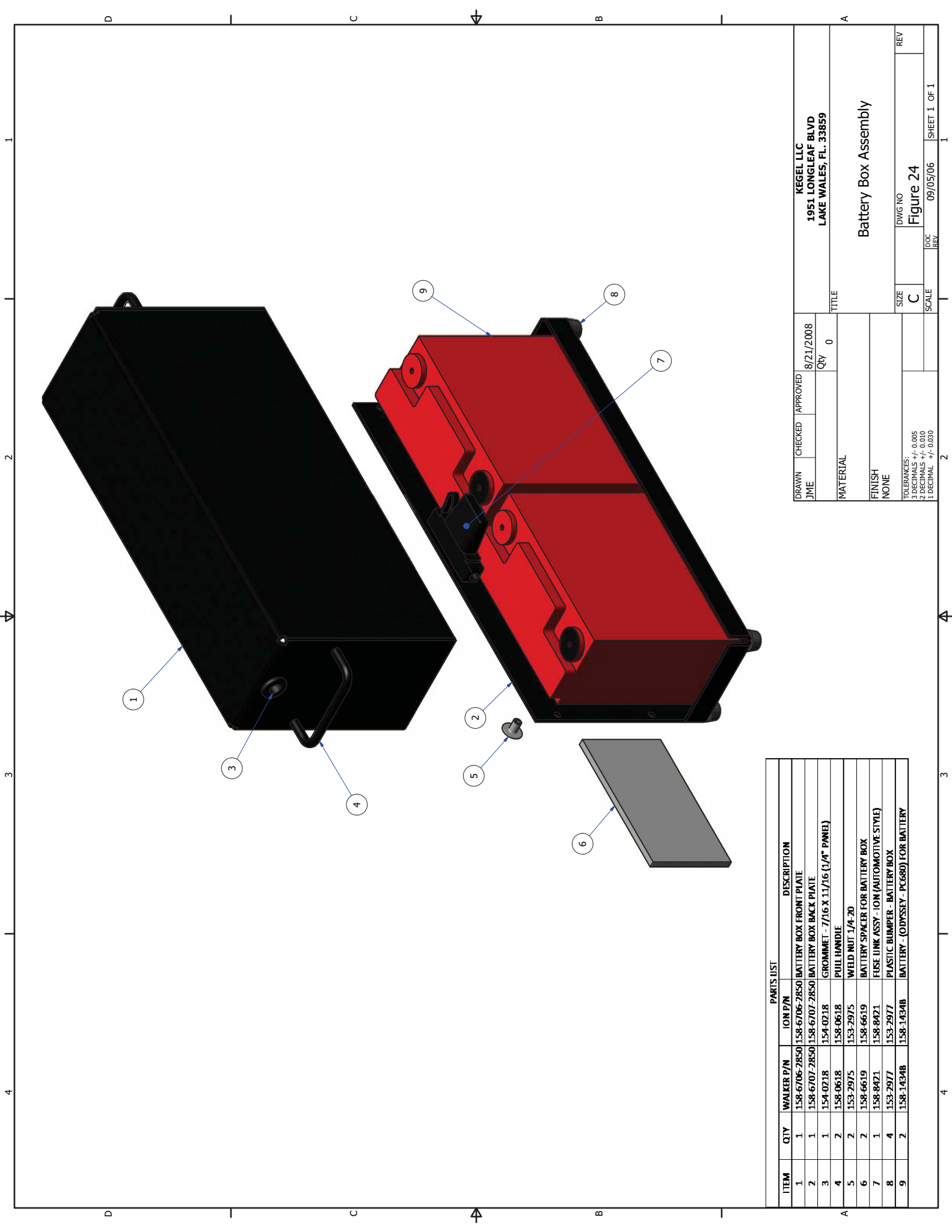
ITEM	QTY	WALKER P/N	ION P/N	DESCRIPTION
1	2	158-7001	-	DRIVE WHEEL 4.5 IN
2	1	158-6629	-	ZTR DRIVE SHAFT LEFT
3	1	158-8601	-	ZTR SHAFT BUSHING BLOCK ASSEMBLY - INNER
4	1	158-6627	-	KICK UP WHEEL SHAFT
5	1	158-8612	-	KICK-UP WHEEL SPACER BLOCK ASSEMBLY
6	1	158-8612	-	ZTR KICK UP WHEEL SPACER
7	1	153-7203	-	NEOPRENE BUMPER WHEEL
8	1	158-6704	-	BUMPER WHEEL ANGLE MOUNT
9	1	158-6703	-	BUMPER WHEEL MOUNT PLATE
10	1	158-8607	-	KICK-UP WHEEL MOUNT ANGLE ASSY - LEFT
11	1	158-8605	-	KICK-UP WHEEL SPROCKET ASSEMBLY
12	1	154-6831	-	6-TOOTH SENSOR DISK-ALUMINUM
13	1	158-9613	-	SPROCKET - 25B10 1/4 BORE
14	1	158-6626	-	6 TOOTH DISK SHAFT
15	1	158-8606	-	KICK-UP WHEEL COUNTER MOUNT BLOCK ASSY
16	1	154-1270	-	INDUCTIVE PROXIMITY SENSOR
17	1	153-9016	-	3/4" FLANGED BEARING
18	2	158-9602	-	SPROCKET 40B12 3/4 BORE W/KEYWAY AND SET
19	1	158-6633	-	ZTR WHEEL SPACER
20	2	158-6639	-	ZTR KICK UP WHEEL SPACER MOUNT
21	1	153-2937	-	SHAFT COLLAR 3/4" ID
22	1	153-2703	-	STEEL COLLAR - 1/4 X 3/8
23	6	153-2510	-	NYLON WASHER
24	2	153-2938	-	NYLON WASHER
25	2	153-2939	-	NYLON WASHER
26	1	158-6658	-	ZTR CHAIN TENSIONER
27	1	158-9609	-	CHAIN - 40P55R
28	1	158-9607	-	CHAIN - 25P65R
29	1	158-6705	-	BUMPER WHEEL SIDE POST



ITEM	QTY	WALKER P/N	ION P/N	DESCRIPTION
1	2	158-8623	-	WHISKER ASSEMBLY
1.1	4	153-2941	-	VINYL CAP
2	2	153-2739	-	SHOULDER BOLT 3/8" IN DIA. 1" LONG
3	2	158-8611	-	WHISKER BEARING BLOCK ASSEMBLY
4	2	153-1203	-	MICROSWITCH WITH ROLLER
5	2	158-6641	-	WHISKER SWITCH MOUNT PLATE
6	1	153-2945	-	TORSION SPRING - LH
7	1	158-6642	-	WHISKER SPRING MOUNT BLOCK LEFT
8	1	158-6643	-	WHISKER SPRING MOUNT BLOCK RIGHT
9	1	153-2944	-	TORSION SPRING - RH

DRAWN	CHECKED	APPROVED	8/21/2008	KEGEL LLC 1951 LONGLEAF BLVD LAKE WALES, FL. 33859	
JME			Qty 0	TITLE	
REV 10/30/2012				Whisker Assembly	
MATERIAL				FINISH NONE	
				TOLERANCES: 3 DECIMALS +/- 0.005 2 DECIMALS +/- 0.010 1 DECIMAL +/- 0.030	
	SCALE	DOC REV	09/05/06	DWG NO	REV
	C			Figure 23	SHEET 1 OF 1





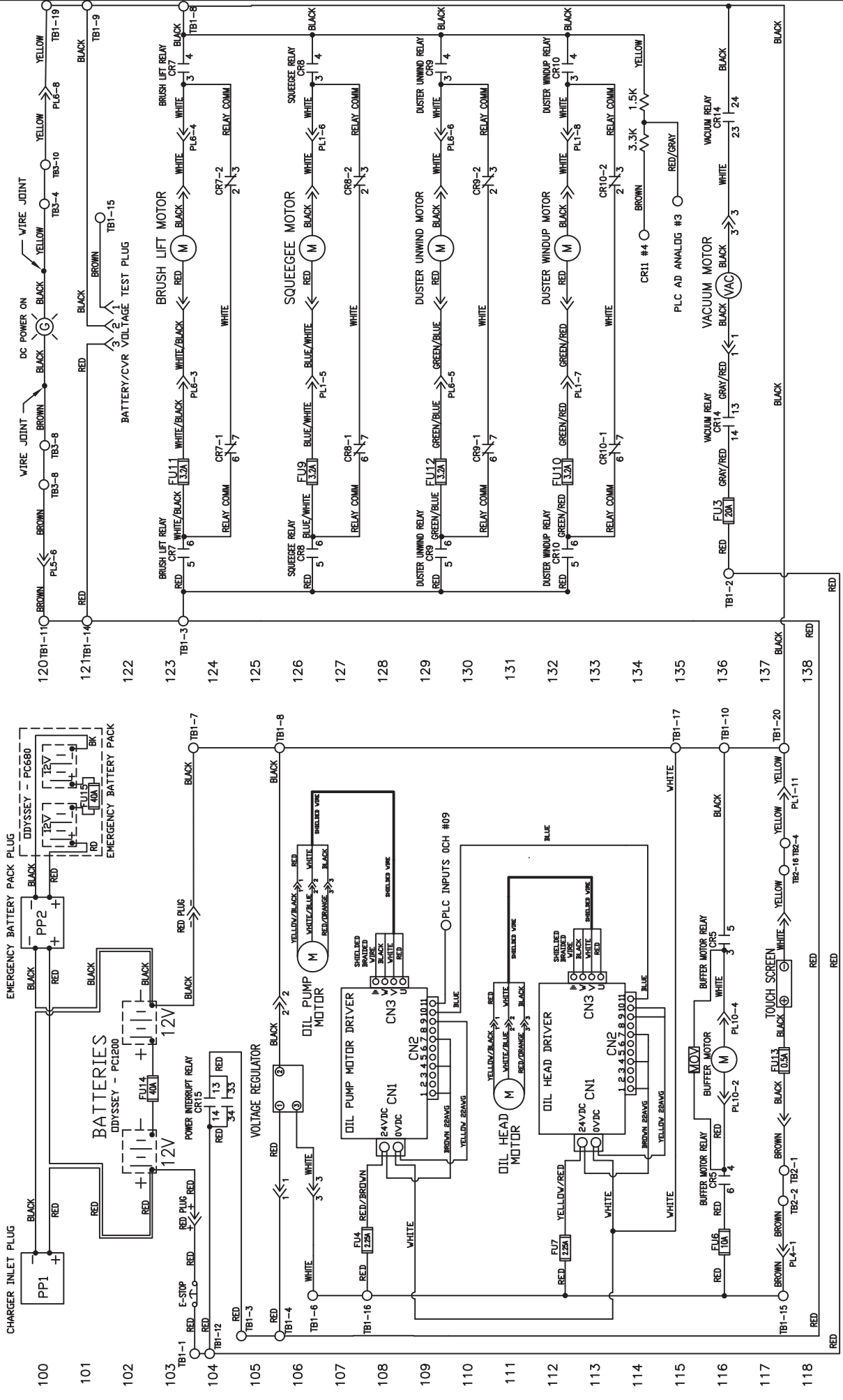
DRAWN	CHECKED	APPROVED	8/21/2008	KEGEL LLC
JME			Qty 0	1951 LONGLEAF BLVD LAKE WALES, FL. 33859
MATERIAL				TITLE
FINISH				Battery Box Assembly
NONE				
TOLERANCES:				SIZE
3 DECIMALS +/- 0.005				C
2 DECIMALS +/- 0.010				DWG NO
1 DECIMAL +/- 0.030				Figure 24
SCALE				DOC REV
				09/05/06
				SHEET 1 OF 1

PARTS LIST				
ITEM	QTY	WALKER P/N	ION P/N	DESCRIPTION
1	1	158-6706-2850	158-6706-2850	BATTERY BOX FRONT PLATE
2	1	158-6707-2850	158-6707-2850	BATTERY BOX BACK PLATE
3	1	154-0218	154-0218	GROMMET - 7/16 X 11/16 (1/4" PANEL)
4	2	158-0618	158-0618	PULL HANDLE
5	2	153-2975	153-2975	WELD NUT 1/4-20
6	2	158-6619	158-6619	BATTERY SPACER FOR BATTERY BOX
7	1	158-8421	158-8421	FUSE LINK ASSY - ION (AUTOMOTIVE STYLE)
8	4	153-2977	153-2977	PLASTIC BUMPER - BATTERY BOX
9	2	158-1434B	158-1434B	BATTERY - (ODYSSEY - PC680) FOR BATTERY

## Kustodian Walker Wiring Diagrams

The following diagrams show wiring schematics for the Kustodian Walker. Detailed diagrams for the Ion follow this section. If you have any questions please call 863-734-0200 or email [tech@kegel.net](mailto:tech@kegel.net).

Kustodian Walker Motor Wiring.....	165
Kustodian Walker Output Wiring .....	166
Kustodian Walker Input Wiring .....	167
Kustodian Walker Speed Control Wiring.....	168
Kustodian Walker Terminal Block Layout .....	169
Kustodian Walker Odyssey Batteries, External Battery Pack, and E-Stop Wiring .....	170
Kustodian Walker Voltage Regulator Wiring .....	171
Kustodian Walker Vacuum Motor Wiring.....	172
Kustodian Walker Squeegee Motor and Switch Wiring .....	173
Kustodian Walker Speed Tachometer and Lane Distance Sensor Wiring.....	174
Kustodian Walker Bumper and Whisker Switch Wiring .....	175
Kustodian Walker Brush Lift Motor and Switch Wiring .....	176
Kustodian Walker Buffer Motor Wiring .....	177
Kustodian Walker Conditioner Pump Driver and Motor Wiring.....	178
Kustodian Walker Duster Unwind Motor Wiring .....	179
Kustodian Walker Duster Wind-Up and Switch Wiring.....	180
Kustodian Walker Oil Valve and Board Proximity Switch Wiring .....	181
Kustodian Walker Conditioning/Cleaning Head Driver and Motor Wiring .....	182
Kustodian Walker 7-Pin & 10-Pin Approach Distance Sensor Wiring .....	183
Kustodian Walker Left to Right & Right to Left Head Proximity Sensor Wiring.....	184
Kustodian Walker Duster/Presoak Button & Oil Float and Cleaner Float Wiring .....	185
Kustodian Walker Cleaner Pump Speed Control Wiring.....	186
Kustodian Walker Power Interrupt Relay Wiring .....	187
Kustodian Walker LED Tank Light Wiring.....	188



**LEGEND**

- PL1 - MAIN PLUG - 10-PIN SIDE (15)
- PL2 - DRIVE SPEED BOARD PLUG (6)
- PL3 - PLC INPUT PLUG - 10-PIN SIDE (8)
- PL4 - MAIN PLUG - 7-PIN SIDE (12)
- PL5 - MAIN PLUG - 7-PIN SIDE (15)
- PL6 - WATER PUMP SPEED BOARD (8)
- PL7 - PLC INPUT PLUG - 10-PIN SIDE (6)
- PL8 - 3-PIN PLUG (3)
- PL9 - BUFFER MOTOR (5)
- PL10 - BUFFER MOTOR (5)
- PL11 - TERMINAL BLOCK 1 (MAIN)
- PL12 - TERMINAL BLOCK 2 (10-PIN SIDE)
- PL13 - TERMINAL BLOCK 3 (7-PIN SIDE)
- PL14 - TERMINAL BLOCK 4 (TOP PLC PLATE)
- PL15 - CHARGING PLUG
- PP1 - EMERGENCY BATTERY PACK PLUG
- PP2 - EMERGENCY BATTERY PACK

**VIEW OF PLUGS FROM CONTROLLER**

- 3 PINOUT
- 5 PINOUT
- 6 PINOUT
- 9 PINOUT
- 12 PINOUT
- 15 PINOUT

**CR1 - ZTR DIRECTIONAL RELAY**  
**CR2 - ZTR ENABLE RELAY**  
**CR3 - 10-PIN SIDE WASKER RELAY**  
**CR4 - 7-PIN SIDE WASKER RELAY**  
**CR5 - BUFFER BRUSH MOTOR RELAY**  
**CR6 - BUFFER MOTOR (15A)**  
**CR7 - BUFFER MOTOR (15A)**  
**CR8 - BRUSH LIFT MOTOR RELAY**  
**CR9 - SQUEEGEE LIFT MOTOR RELAY**  
**CR10 - DUSTER UNWIND MOTOR RELAY**  
**CR11 - DUSTER WINDUP MOTOR RELAY**  
**CR12 - WASKER CONTROL RELAY**  
**CR13 - FORWARD DRIVE RELAY**  
**CR14 - REVERSE DRIVE RELAY**  
**CR15 - VACUUM MOTOR RELAY**  
**CR16 - POWER INTERRUPT RELAY**

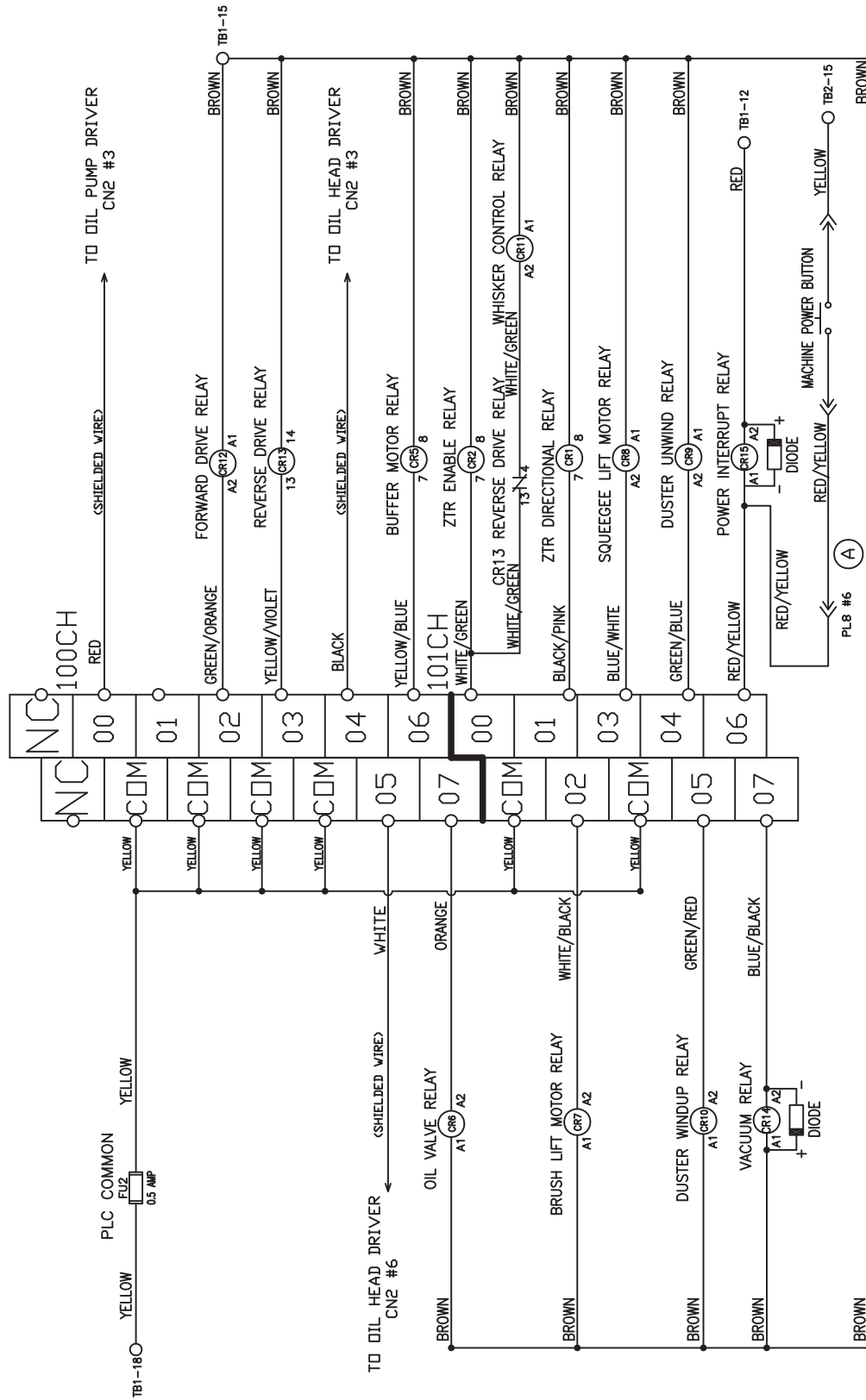
**FU1 - PLC INPUT POWER 0.5A**  
**FU2 - PLC INPUT COMMONS 0.5A**  
**FU3 - VACUUM MOTOR 20A**  
**FU4 - OIL PUMP MOTOR DRIVER 1.25A**  
**FU5 - DRIVE MOTOR 1.5A**  
**FU6 - BUFFER MOTOR 1.5A**  
**FU7 - BUFFER MOTOR DRIVER 1.25A**  
**FU8 - OIL HEAD MOTOR DRIVER 3.2A**  
**FU9 - SQUEEGEE MOTOR 3.2A**  
**FU10 - DUSTER UNWIND MOTOR 3.2A**  
**FU11 - BRUSH LIFT MOTOR 3.2A**  
**FU12 - UNWIND MOTOR 3.2A**  
**FU13 - TOUCH SCREEN 0.5A**  
**FU14 - BATTERY 40A**  
**FU15 - EMERGENCY BATTERY PACK 40A**

REV	LTR	DATE	DESCRIPTION

MATERIAL		DESCRIPTION	
N/A	N/A	1981 LONGLEAF BLVD.	KEGEL
N/A	N/A	LAKE WALKER, FL 33869	(983) 794-0800

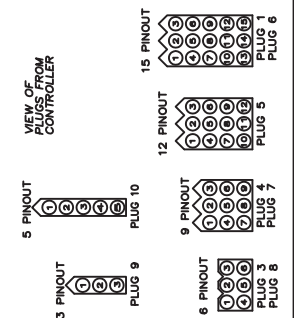
REV	DATE	SCALE	SHEET	OF

OMRON  
SYSMAC  
CPIH  
OUTPUTS



- LEGEND**
- PL1 - MAIN PLUG - 10-PIN SIDE (15)
  - PL2 - DRIVE SPEED BOARD PLUG (6)
  - PL3 - PLC INPUT PLUG - 10-PIN SIDE (9)
  - PL4 - PLC INPUT PLUG - 7-PIN SIDE (12)
  - PL5 - MAIN PLUG - 7-PIN SIDE (15)
  - PL6 - WATER PUMP SPEED BOARD (9)
  - PL7 - 3-PIN PLUG (3)
  - PL8 - 3-PIN PLUG (3)
  - PL9 - BUFFER MOTOR (5)
  - PL10 - TERMINAL BLOCK 1 (MAIN)
  - TB1 - TERMINAL BLOCK 2 (10-PIN SIDE)
  - TB2 - TERMINAL BLOCK 2 (7-PIN SIDE)
  - TB3 - TERMINAL BLOCK 3 (7-PIN SIDE)
  - TB4 - TERMINAL BLOCK 5 (TOP PLC PLATE)
  - TB5 - CHARGING PLUG
  - PP1 - EMERGENCY BATTERY PACK PLUG

- FU1 - PLC INPUT POWER 0.5A
- FU2 - PLC OUTPUT COMMONS 0.5A
- FU3 - VACUUM MOTOR 20A
- FU4 - OIL PUMP MOTOR/DRIVER 1.25A
- FU5 - DRIVE MOTOR 7.5A
- FU6 - BUFFER MOTOR 10A
- FU7 - OIL HEAD MOTOR/DRIVER 1.25A
- FU8 - CLEANER MOTOR/DRIVER 3.2A
- FU9 - SQUEEGEE MOTOR 3.2A
- FU10 - DUSTER WINDUP MOTOR 3.2A
- FU11 - BRUSH LIFT MOTOR 3.2A
- FU12 - UNWIND MOTOR 3.2A
- FU13 - TOUCH SCREEN 0.5A
- FU14 - BATTERY 40A
- FU15 - EMERGENCY BATTERY PACK 40A



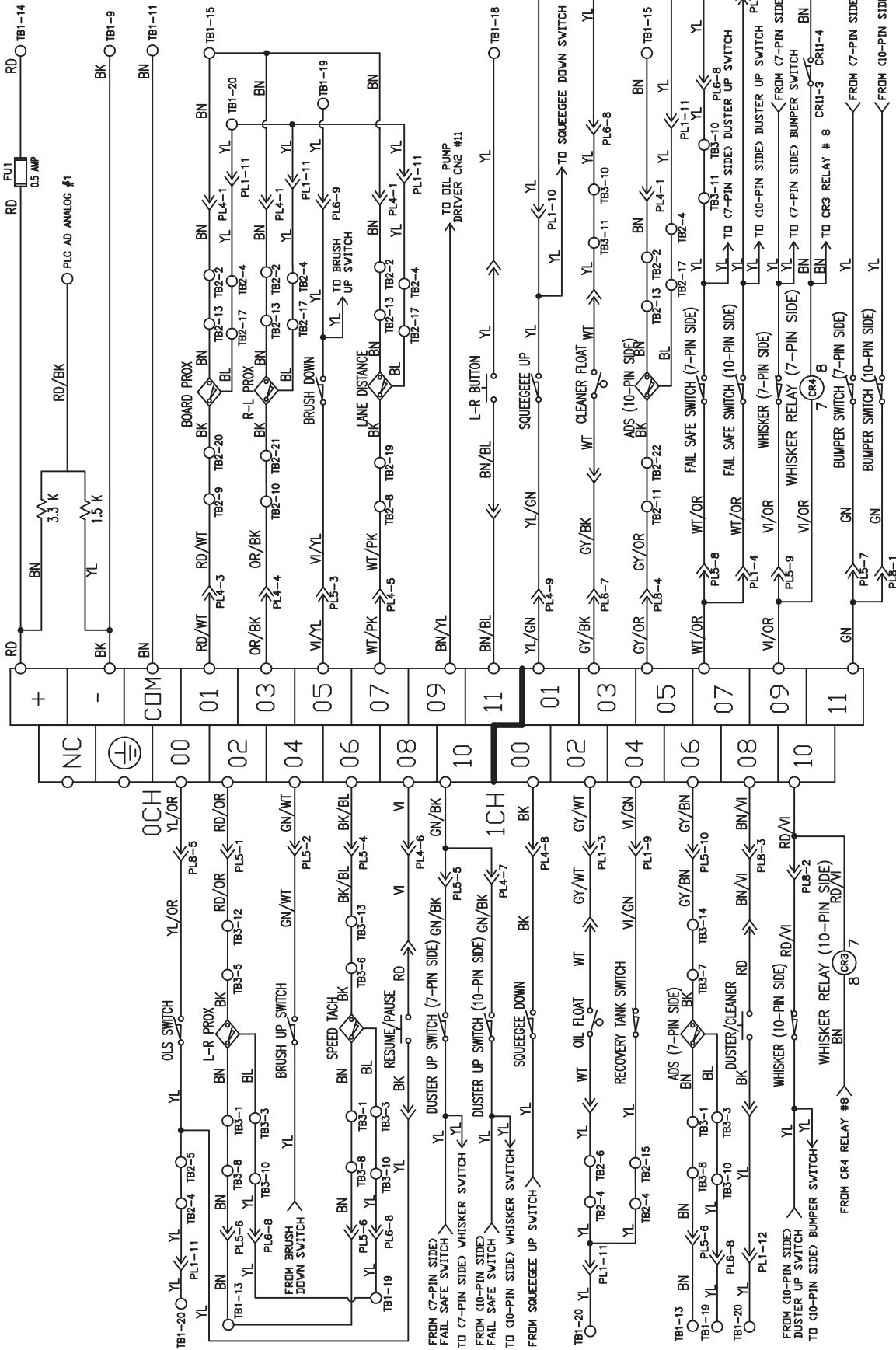
REV	LTR	DATE	DESCRIPTION
A		06/20/11	Moved Machine Power Button From PC Plate To Splash Guard E/C# 344

MATERIAL	DESCRIPTION
N/A	KEGEL
N/A	OUTPUT WIRING SCHEMATIC
02/11/09	KUSTODIAN WALKER MODEL D
06/20/11	DO NOT SCALE DRAWING
C	QTY/MACHINE/PART NUMBER
N/A	
A	SCALE
N/A	
17-5500D	SHEET 2 OF 24

NOTE: PLC POWER IS  
POLARITY SENSITIVE

DMRDN  
SYSMAC  
CPIH  
INPUTS

PLC POWER



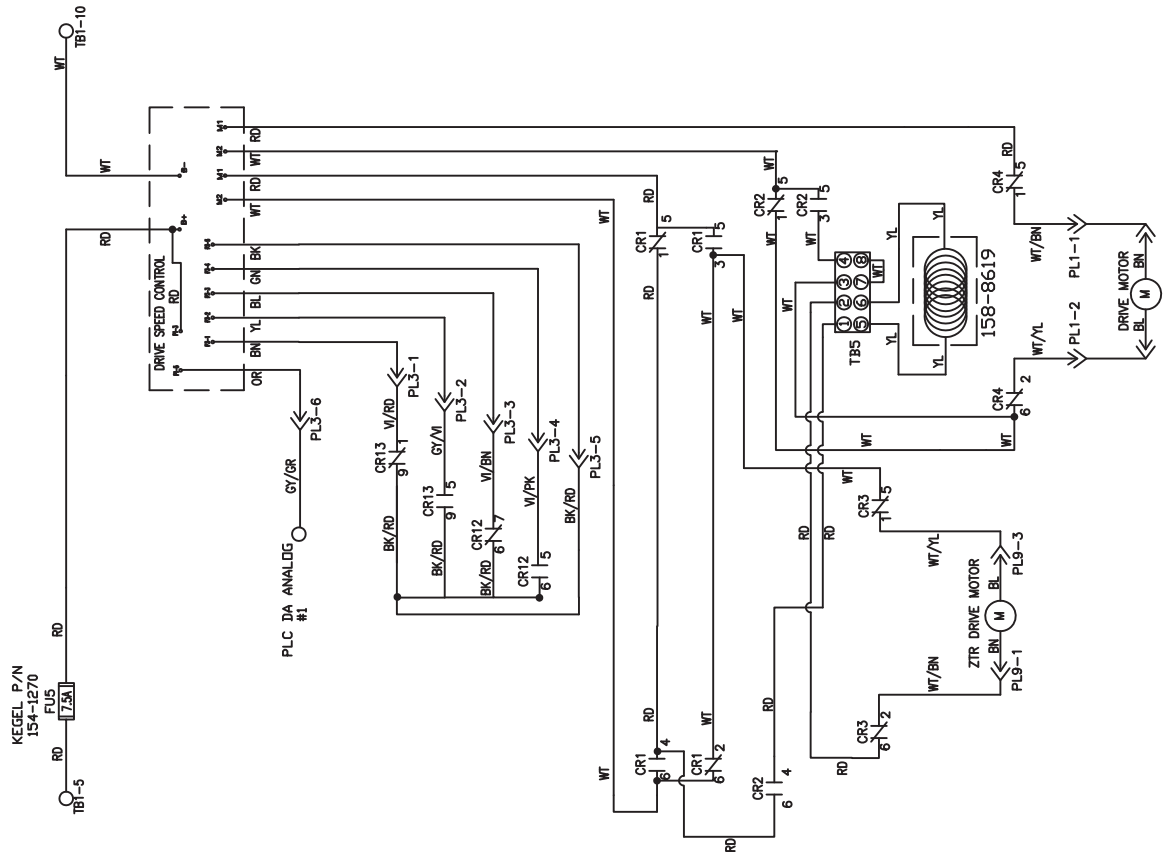
REV	LTR	DATE	DESCRIPTION
N/A			
<b>MATERIAL</b>			
N/A			
<b>DESCRIPTION</b>			
INPUT WIRING SCHEMATIC			
KUSTODIAN WALKER MODEL D			
DO NOT SCALE DRAWING			
DRAWN BY	SLS	DATE	02/11/09
APPROVED:		REV DATE	
SIZE	C	QTY/MACHINE PART NUMBER	
SCALE	N/A		
DOC NO	HFG		
REV			
			17-5500D
			SHEET 3 OF 24

- 300
- 301
- 302
- 303
- 304
- 305
- 306
- 307
- 308
- 309
- 310
- 311
- 312
- 313
- 314
- 315
- 316
- 317
- 318
- 319
- PL1 - MAIN PLUG - 10-PIN SIDE (15)
- PL2 - DRIVE SPEED BOARD PLUG (6)
- PL3 - PLC INPUT PLUG - 10-PIN SIDE (9)
- PL4 - MAIN PLUG - 7-PIN SIDE (12)
- PL5 - MAIN PLUG - 7-PIN SIDE (15)
- PL6 - WATER PUMP SPEED BOARD (9)
- PL7 - PLC INPUT PLUG - 10-PIN SIDE (6)
- PL8 - 3-PIN PLUG (3)
- PL9 - BUFFER MOTOR (5)
- PL10 - TERMINAL BLOCK 1 (MAIN)
- TB1 - TERMINAL BLOCK 2 (10-PIN SIDE)
- TB2 - TERMINAL BLOCK 3 (7-PIN SIDE)
- TB3 - TERMINAL BLOCK 4
- TB4 - TERMINAL BLOCK 5 (TOP PLC PLATE)
- PP1 - CHARGING PLUG
- PP2 - EMERGENCY BATTERY PACK PLUG
- CR1 - ZTR DIRECTIONAL RELAY
- CR2 - ZTR ENABLE RELAY
- CR3 - 10-PIN SIDE WHISKER RELAY
- CR4 - 7-PIN SIDE WHISKER RELAY
- CR5 - BUFFER BRUSH MOTOR RELAY
- CR6 - OIL VALVE RELAY
- CR7 - BRUSH LIFT MOTOR RELAY
- CR8 - SQUEEGEE LIFT MOTOR RELAY
- CR9 - DUSTER UNWIND MOTOR RELAY
- CR10 - DUSTER WINDUP MOTOR RELAY
- CR11 - WHISKER CONTROL RELAY
- CR12 - FORWARD DRIVE RELAY
- CR13 - REVERSE DRIVE RELAY
- CR14 - VACUUM MOTOR RELAY
- CR15 - POWER INTERRUPT RELAY
- FU1 - PLC INPUT POWER 0.5A
- FU2 - PLC OUTPUT COMMONS 0.5A
- FU3 - VACUUM MOTOR 20A
- FU4 - DIL PUMP MOTOR/DRIVER 1.25A
- FU5 - DRIVE MOTOR 7.5A
- FU6 - BUFFER MOTOR 10A
- FU7 - OIL HEAD MOTOR/DRIVER 1.25A
- FU8 - CLEANER MOTOR/DRIVER 3.2A
- FU9 - SQUEEGEE MOTOR 3.2A
- FU10 - DUSTER WINDUP MOTOR 3.2A
- FU11 - BRUSH LIFT MOTOR 3.2A
- FU12 - UNWIND MOTOR 3.2A
- FU13 - TOUCH SCREEN 0.5A
- FU14 - BATTERY 40A
- FU15 - EMERGENCY BATTERY PACK 40A
- VIEW OF PAGES FROM CONTROLLER
- 5 PINOUT
- 3 PINOUT
- 9 PINOUT
- 6 PINOUT
- 12 PINOUT
- 15 PINOUT
- PLUG 1
- PLUG 2
- PLUG 3
- PLUG 4
- PLUG 5
- PLUG 6
- PLUG 7
- PLUG 8
- PLUG 9
- PLUG 10
- PLUG 11
- PLUG 12
- PLUG 13
- PLUG 14
- PLUG 15

1961 LONGLEAF BLVD.  
LAKE WALKER, FL 33860  
(888) 794-0800

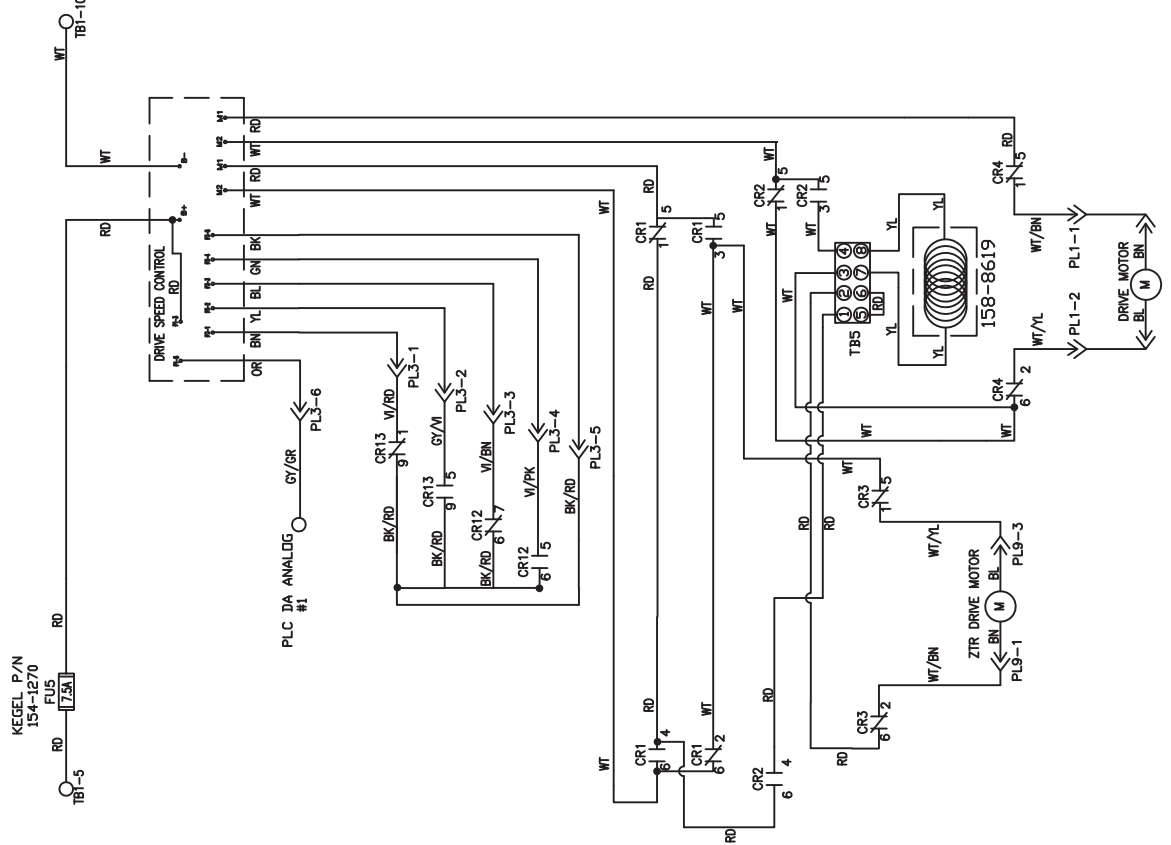
KEGEL  
DESCRIPTION  
INPUT WIRING SCHEMATIC  
KUSTODIAN WALKER MODEL D  
DO NOT SCALE DRAWING  
DATE 02/11/09  
REV DATE  
SIZE C  
QTY/MACHINE PART NUMBER  
SCALE N/A  
DOC NO HFG  
REV

SCHEMATIC FOR RESISTOR WIRE  
ON ZTR DRIVE MOTOR



420  
421  
422  
423  
424  
425  
426  
427  
428  
429  
430  
431  
432  
433  
434  
435  
436  
437  
438  
439

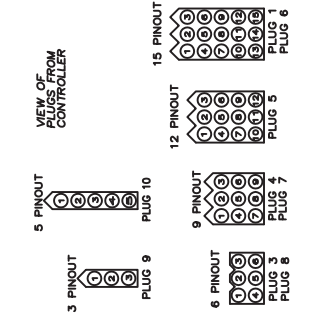
SCHEMATIC FOR RESISTOR WIRE  
ON MAIN DRIVE MOTOR



400  
401  
402  
403  
404  
405  
406  
407  
408  
409  
410  
411  
412  
413  
414  
415  
416  
417  
418  
419

- LEGEND**
- PL1 - MAIN PLUG - 10-PIN SIDE (15)
  - PL2 - DRIVE SPEED BOARD PLUG (6)
  - PL3 - PLC INPUT PLUG - 10-PIN SIDE (9)
  - PL4 - PLC INPUT PLUG - 7-PIN SIDE (12)
  - PL5 - MAIN PLUG - 7-PIN SIDE (15)
  - PL6 - WATER PUMP SPEED BOARD (9)
  - PL7 - PLC INPUT PLUG - 10-PIN SIDE (6)
  - PL8 - 3-PIN PLUG (3)
  - PL9 - BUFFER MOTOR (5)
  - TB1 - TERMINAL BLOCK 1 (MAIN)
  - TB2 - TERMINAL BLOCK 2 (10-PIN SIDE)
  - TB3 - TERMINAL BLOCK 3 (7-PIN SIDE)
  - TB4 -
  - TB5 - TERMINAL BLOCK 5 (TOP PLC PLATE)
  - PP2 - CHARGING PLUG
  - PP1 - EMERGENCY BATTERY PACK PLUG

- FU1 - PLC INPUT POWER 0.5A
- FU2 - VACUUM MOTOR 20A
- FU3 - 10-PIN SIDE WHISKER RELAY
- FU4 - 7-PIN SIDE WHISKER RELAY
- FU5 - BUFFER BRUSH MOTOR RELAY
- FU6 - OIL VALVE RELAY
- FU7 - BRUSH LIFT MOTOR RELAY
- FU8 - SQUEEGEE LIFT MOTOR RELAY
- FU9 - DUSTER UNWIND MOTOR RELAY
- FU10 - WHISKER CONTROL RELAY
- FU11 - FORWARD DRIVE RELAY
- FU12 - REVERSE DRIVE RELAY
- FU13 - VACUUM MOTOR RELAY
- FU14 - POWER INTERRUPT RELAY
- FU15 - EMERGENCY BATTERY PACK 40A



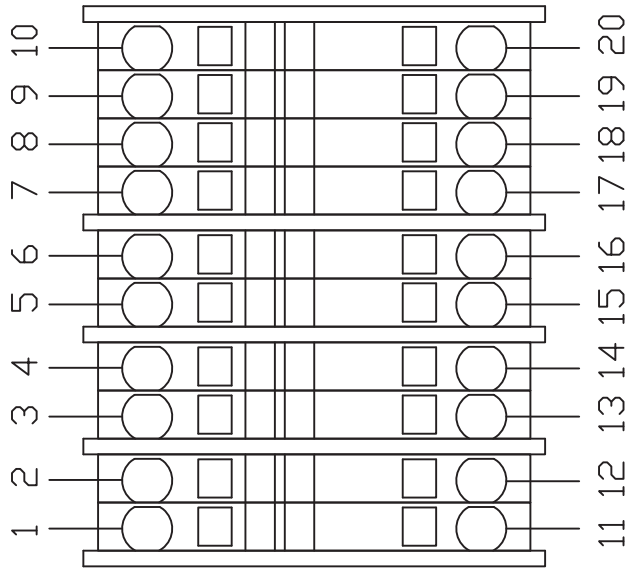
REV	LTR	DATE	DESCRIPTION
N/A			

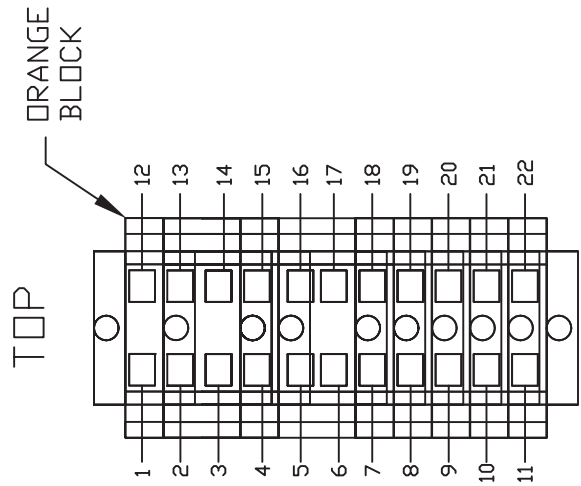
<b>MATERIAL</b>		N/A	
<b>DESCRIPTION</b>	SPEED CONTROL SCHEMATIC KUSTODIAN WALKER MODEL D DO NOT SCALE DRAWING		
<b>DRAWN BY</b>	SLS	<b>DATE</b>	02/11/09
<b>APPROVED:</b>	HFG	<b>REV DATE</b>	
<b>SIZE</b>	C	<b>QTY/MACHINE PART NUMBER</b>	N/A
<b>SCALE</b>	N/A	<b>17-5500D</b>	
<b>DOC</b>		<b>SHEET</b>	4 OF 24

1961 LONGLEAF BLVD.  
LAKE WALKER, FL 33869  
(865) 754-0200

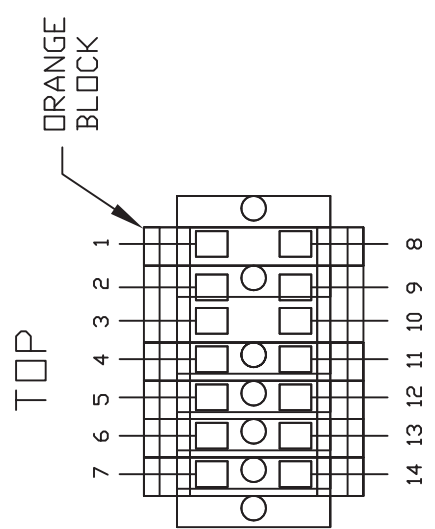
# TB1



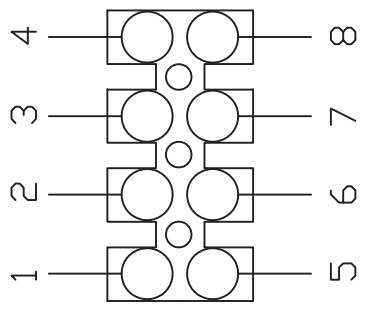
# TB2



# TB3



# TB5

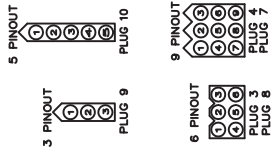


### LEGEND

- PL1 - MAIN PLUG - 10-PIN SIDE (15)
- PL2 - DRIVE SPEED BOARD PLUG (6)
- PL3 - PLC INPUT PLUG - 10-PIN SIDE (9)
- PL4 - PLC INPUT PLUG - 7-PIN SIDE (12)
- PL5 - MAIN PLUG - 7-PIN SIDE (12)
- PL6 - WATER PUMP SPEED BOARD (9)
- PL7 - PLC INPUT PLUG - 10-PIN SIDE (6)
- PL8 - 3-PIN PLUG (3)
- PL9 - BUFFER MOTOR (5)
- PL10 - BUFFER MOTOR (5)
- TB1 - TERMINAL BLOCK 1 (MAIN)
- TB2 - TERMINAL BLOCK 2 (10-PIN SIDE)
- TB3 - TERMINAL BLOCK 3 (7-PIN SIDE)
- TB4 - TERMINAL BLOCK 4 (7-PIN SIDE)
- TB5 - TERMINAL BLOCK 5 (TOP PLC PLATE)
- PP1 - CHARGING PLUG
- PP2 - EMERGENCY BATTERY PACK PLUG

- CR1 - ZTR DIRECTIONAL RELAY
- CR2 - ZTR ENABLE RELAY
- CR3 - 10-PIN SIDE WHISKER RELAY
- CR4 - 10-PIN SIDE WHISKER RELAY
- CR5 - BUFFER BRUSH MOTOR RELAY
- CR6 - OIL VALVE RELAY
- CR7 - BRUSH LIFT MOTOR RELAY
- CR8 - SQUEEGEE LIFT MOTOR RELAY
- CR9 - DUSTER UNWIND MOTOR RELAY
- CR10 - WHISKER CONTROL RELAY
- CR11 - FORWARD DRIVE RELAY
- CR12 - REVERSE DRIVE RELAY
- CR13 - VACUUM MOTOR RELAY
- CR14 - POWER INTERRUPT RELAY
- CR15 - EMERGENCY BATTERY PACK PLUG

- FU1 - PLC INPUT POWER 0.5A
- FU2 - PLC OUTPUT COMMONS 0.5A
- FU3 - VACUUM MOTOR 40A
- FU4 - OIL PUMP MOTOR/DRIVER 1.25A
- FU5 - DRIVE MOTOR 7.5A
- FU6 - BUFFER MOTOR 10A
- FU7 - OIL HEAD MOTOR/DRIVER 1.25A
- FU8 - CLEANER MOTOR/DRIVER 3.2A
- FU9 - SQUEEGEE MOTOR 3.2A
- FU10 - DUSTER WINDUP MOTOR 3.2A
- FU11 - BRUSH LIFT MOTOR 3.2A
- FU12 - UNWIND MOTOR 3.2A
- FU13 - TOUCH SCREEN 0.5A
- FU14 - BATTERY 40A
- FU15 - EMERGENCY BATTERY PACK 40A



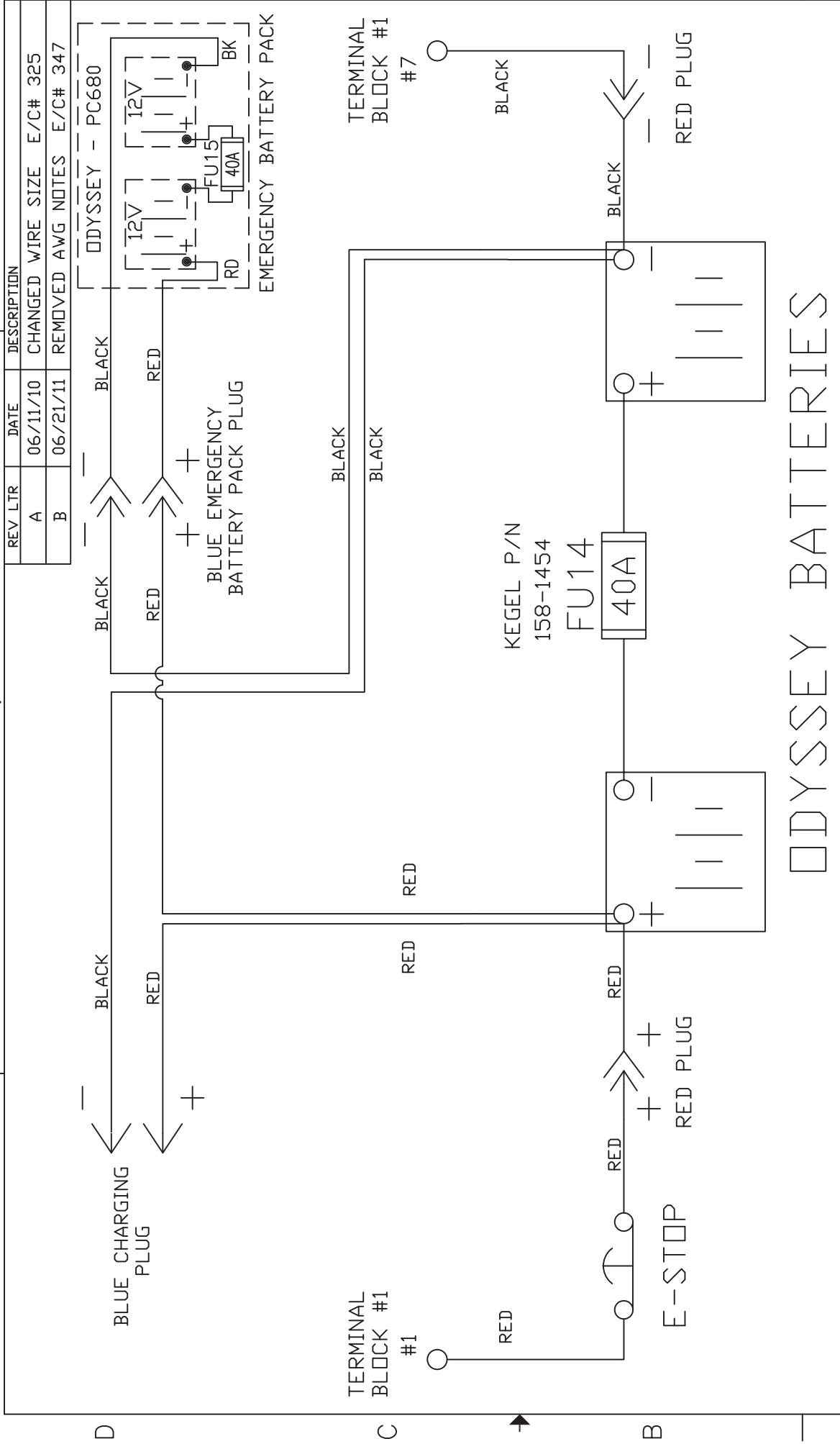
VIEW OF PLUGS FROM CONTROLLER

REV	LTR	DATE	DESCRIPTION

<b>MATERIAL</b>		NA
<b>DESCRIPTION</b>	KEGEL TERMINAL BLOCK LAYOUT	
<b>DRAWN BY</b>	DAYS 02/11/09	
<b>APPROVED:</b>	KUSTODIAN WALKER MODEL D	
<b>REV DATE</b>	DO NOT SCALE DRAWING	
<b>REV</b>	<b>QTY/MACHINE PART NUMBER</b>	<b>SCALE</b>
HFG	C	17-5500D
REV	N/A	SHEET 5 OF 24

1961 LONGLEAF BLVD.  
LAKE WALKER, FL 33669  
(888) 734-0200

4 3 2 1



MATERIAL		1951 LONGLEAF BLVD. LAKE WALES, FL 33859	
N/A		THE KEGEL CO. (888) 734-0200	
DRAWN BY	DATE	DESCRIPTION	
SLS	02/11/09	BATTERIES, E.B.P & E-STOP WIRING	
APPROVED:	REV DATE	KUSTODIAN WALKER MODEL D	
HFG	06/21/11	DO NOT SCALE DRAWING	
DOC		SIZE	QTY/MACHINE PART NUMBER
REV	B	A	N/A
		SCALE	N/A
			17-5500D
		SHEET	6 OF 24

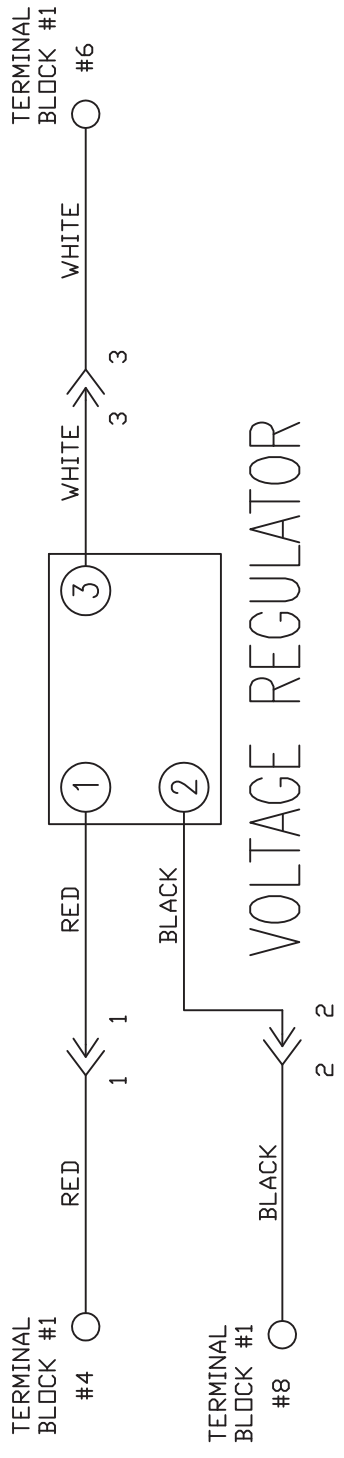
TOLERANCES - U.O.S.  
 3 DECIMAL = ±.003  
 2 DECIMAL = ±.010  
 1 DECIMAL = ±.030

4 3 2 1



4 3 2 1

REV	LTR	DATE	DESCRIPTION



# VOLTAGE REGULATOR

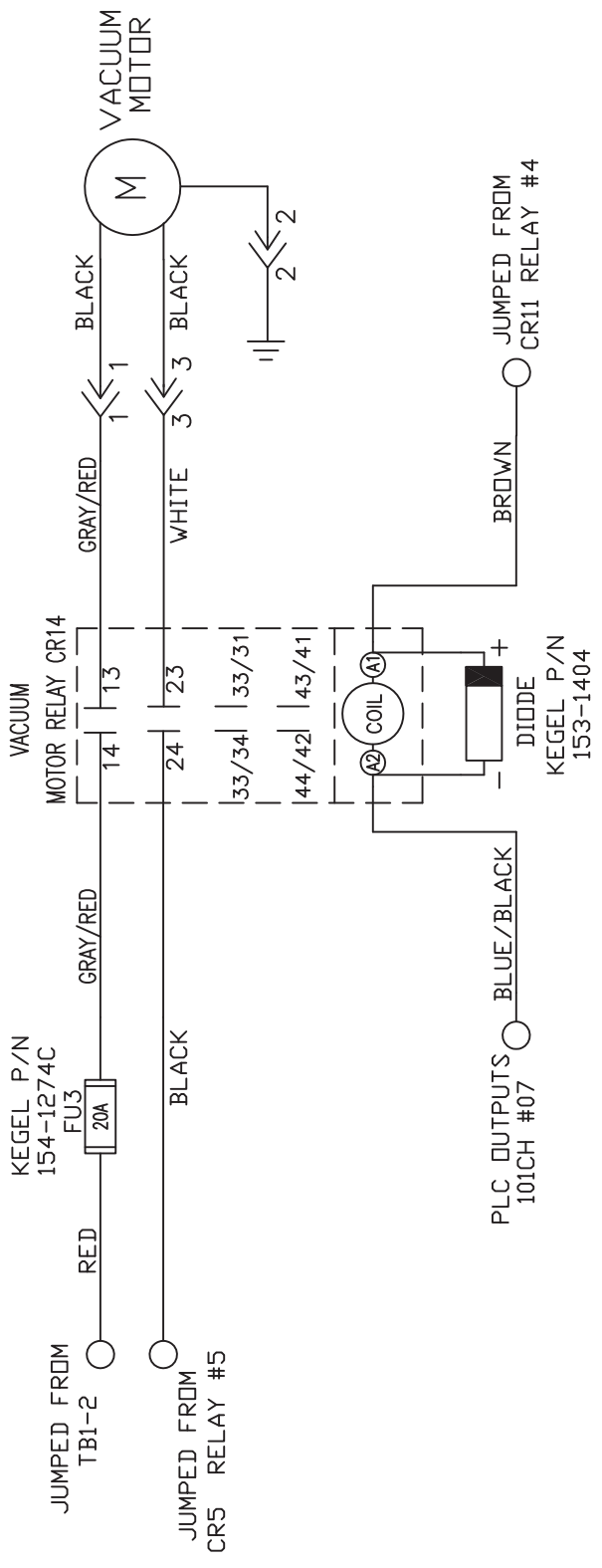
MATERIAL		1951 LONGLEAF BLVD. LAKE WALES, FL 33869	
N/A		THE KEGEL CO. (866) 734-0200	
DRAWN BY	DATE	DESCRIPTION	
SLS	02/11/09	VOLTAGE REGULATOR WIRING	
APPROVED:	REV DATE	KUSTODIAN WALKER MODEL D DO NOT SCALE DRAWING	
HFG		SIZE	QTY/MACHINE PART NUMBER
		A	N/A 17-5500D
DOC		SCALE	N/A
REV		SHEET	7 OF 24

TOLERANCES - U.O.S.	
3	DECIMAL = ±.003
2	DECIMAL = ±.010
1	DECIMAL = ±.030

4 3 2 1

4 3 2 1

D C B A

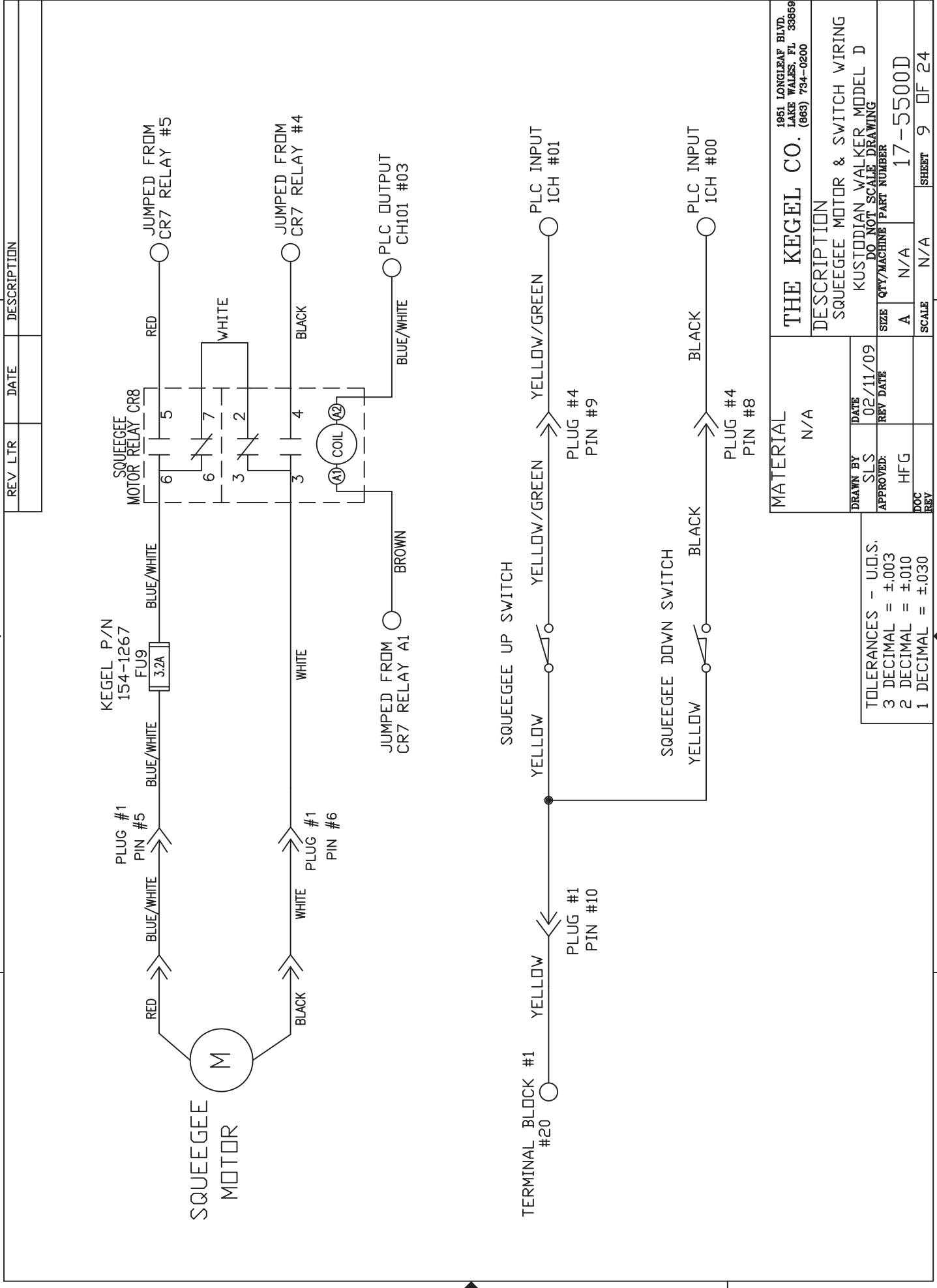


MATERIAL		THE KEGEL CO. 1951 LONGLEAF BLVD. LAKE WALES, FL 33859	
N/A		DESCRIPTION	
DRAWN BY SLS		VACUUM MOTOR WIRING	
DATE 02/11/09		KUSTODIAN WALKER MODEL D	
APPROVED: HFG		DO NOT SCALE DRAWING	
REV DATE		SIZE	QTY/MACHINE PART NUMBER
		A	N/A
DOC REV		SCALE	N/A
			17-5500D
		SHEET	8 OF 24

TOLERANCES - U.O.S.  
 3 DECIMAL = ±.003  
 2 DECIMAL = ±.010  
 1 DECIMAL = ±.030

4 3 2 1

4 3 2 1



REV LTR	DATE	DESCRIPTION

MATERIAL		N/A	
DRAWN BY	DATE	1951 LONGLEAF BLVD. LAKE WALES, FL 33869	
SLS	02/11/09	THE KEGEL CO.	
APPROVED:	REV DATE	DESCRIPTION	
HFG		SQUEEGEE MOTOR & SWITCH WIRING	
DOC		KUSTODIAN WALKER MODEL D	
REV		DO NOT SCALE DRAWING	
		SIZE	QTY/MACHINE PART NUMBER
		A	N/A
		SCALE	N/A
			17-5500D
		SHEET	9 OF 24

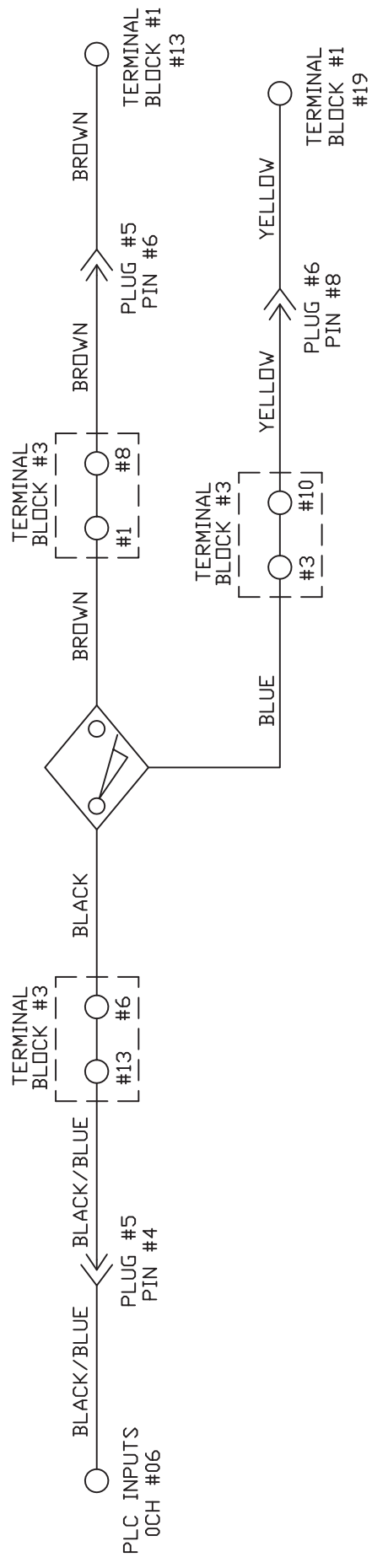
TOLERANCES - U.O.S.
3 DECIMAL = ±.003
2 DECIMAL = ±.010
1 DECIMAL = ±.030

1 2 3 4

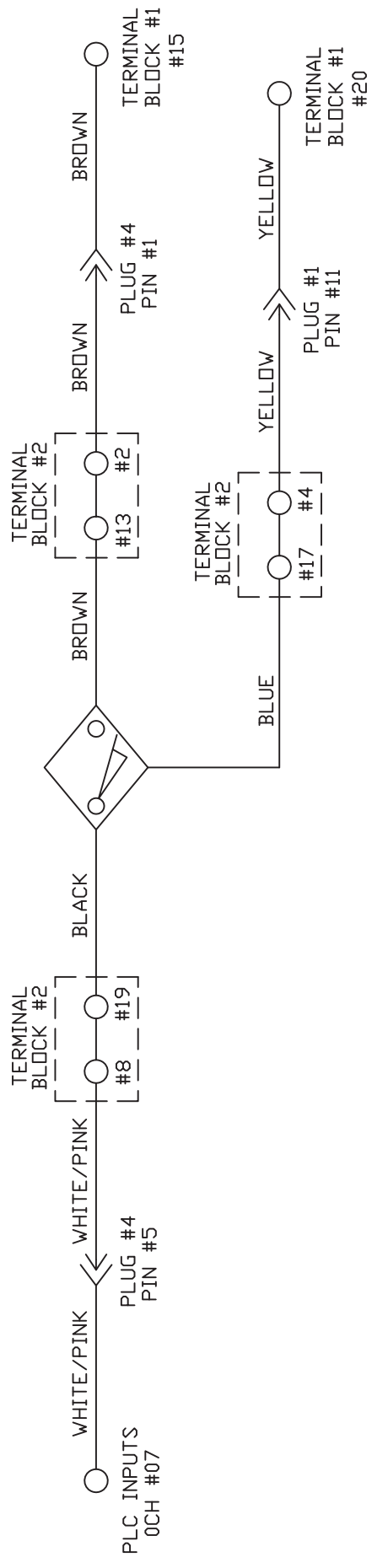
4 3 2 1

REV LTR	DATE	DESCRIPTION

### SPEED TACH PROX



### LANE DISTANCE PROX



MATERIAL	N/A	
DESCRIPTION	SPEED TACH / LANE DISTANCE WIRING	
DRAWN BY	DATE	REV DATE
SLS	02/11/09	
APPROVED:	HFG	
SIZE	QTY/MACHINE	PART NUMBER
A	N/A	17-5500D
SCALE	N/A	SHEET 10 OF 24

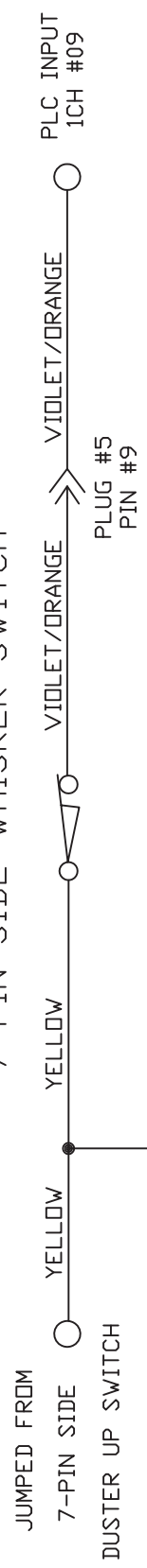
TOLERANCES - U.O.S.  
 3 DECIMAL = ±.003  
 2 DECIMAL = ±.010  
 1 DECIMAL = ±.030

4 3 2 1

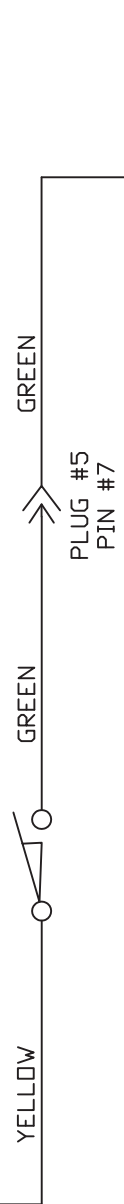
THE KEGEL CO.  
 1951 LONGLEAF BLVD.  
 LAKE WALES, FL 33869  
 (889) 734-0200

4 3 2 1

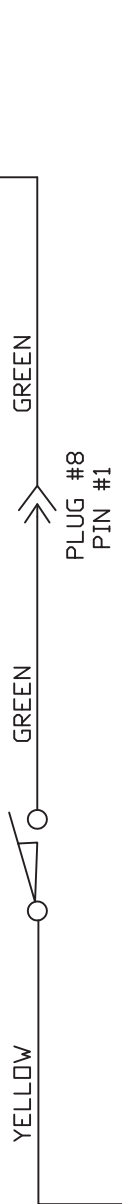
7-PIN SIDE WHISKER SWITCH



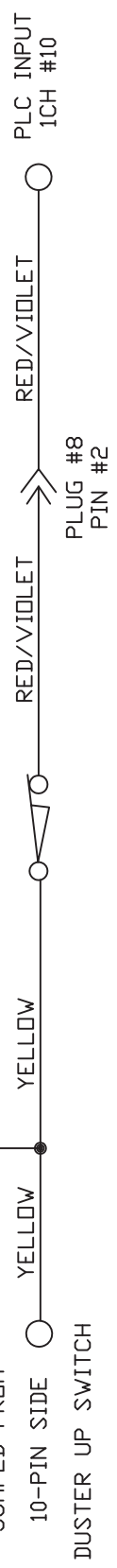
7-PIN SIDE BUMPER SWITCH



10-PIN SIDE BUMPER SWITCH



10-PIN SIDE WHISKER SWITCH



D

C

B

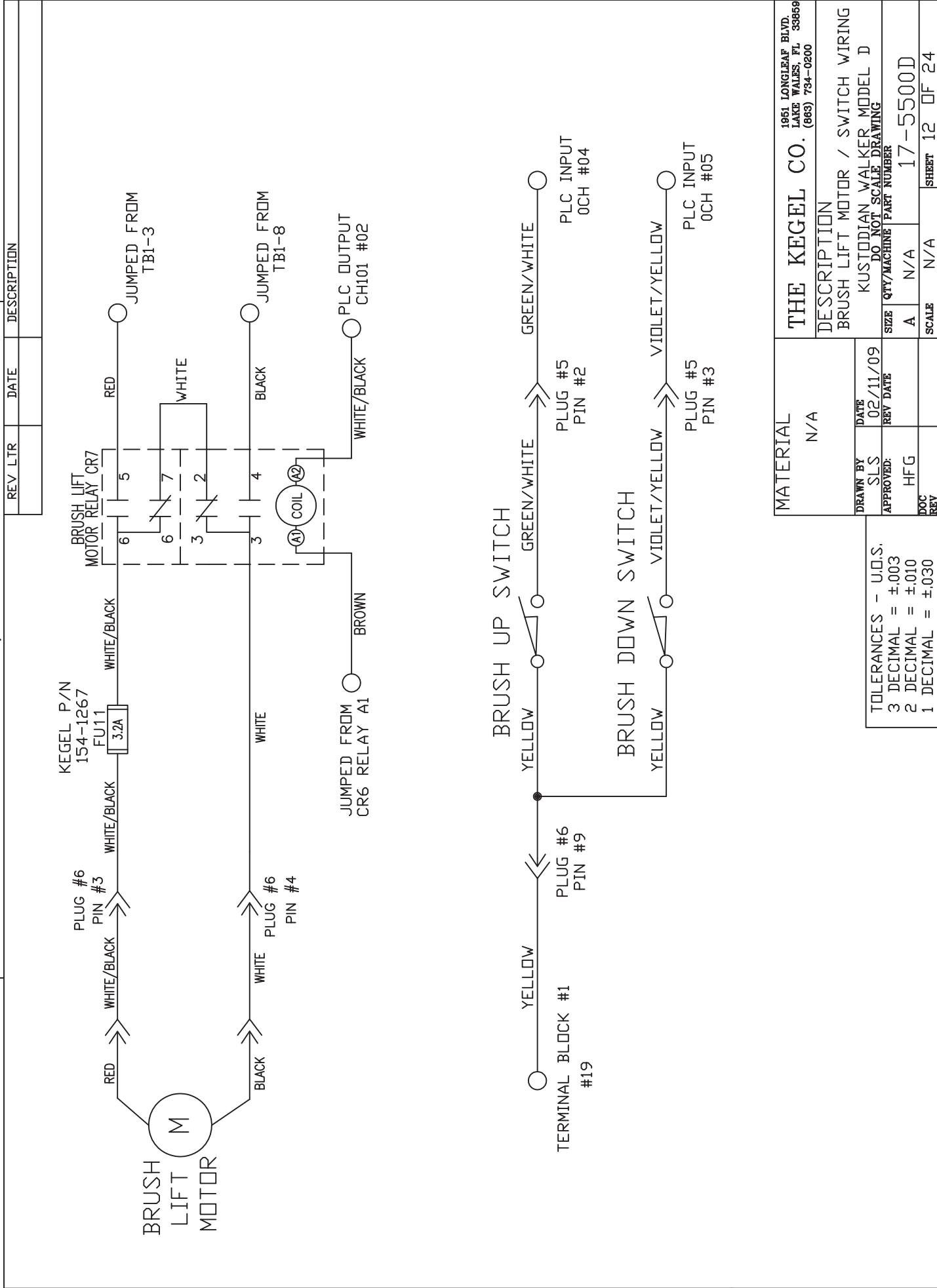
A

TOLERANCES - U.O.S.  
 3 DECIMAL = ±.003  
 2 DECIMAL = ±.010  
 1 DECIMAL = ±.030

MATERIAL		1951 LONGLEAF BLVD. LAKE WALES, FL 33869	
N/A		THE KECEL CO. (868) 734-0200	
DRAWN BY	DATE	DESCRIPTION	
SLS	02/11/09	BUMPER & WHISKER SWITCH WIRING	
APPROVED:	REV DATE	KUSTODIAN WALKER MODEL D	
HFG		DO NOT SCALE DRAWING	
DOC	REV	SIZE	QTY/MACHINE PART NUMBER
		A	N/A
		SCALE	N/A
			17-5500D
		SHEET	11 OF 24

4 3 2 1

4 3 2 1



REV	LTR	DATE	DESCRIPTION

KEGEL P/N  
154-1267  
FU11  
3.2A

BRUSH LIFT  
MOTOR RELAY CR7

BRUSH  
LIFT  
MOTOR

BRUSH UP SWITCH

BRUSH DOWN SWITCH

MATERIAL	N/A		
DRAWN BY	SLS	DATE	02/11/09
APPROVED:	HFG	REV DATE	
DOC		SCALE	N/A
REV		SHEET	12 OF 24

THE KEGEL CO.  
1951 LONGLEAF BLVD.  
LAKE WALES, FL 33869  
(888) 734-0200

DESCRIPTION  
BRUSH LIFT MOTOR / SWITCH WIRING

KUSTODIAN WALKER MODEL D  
DO NOT SCALE DRAWING

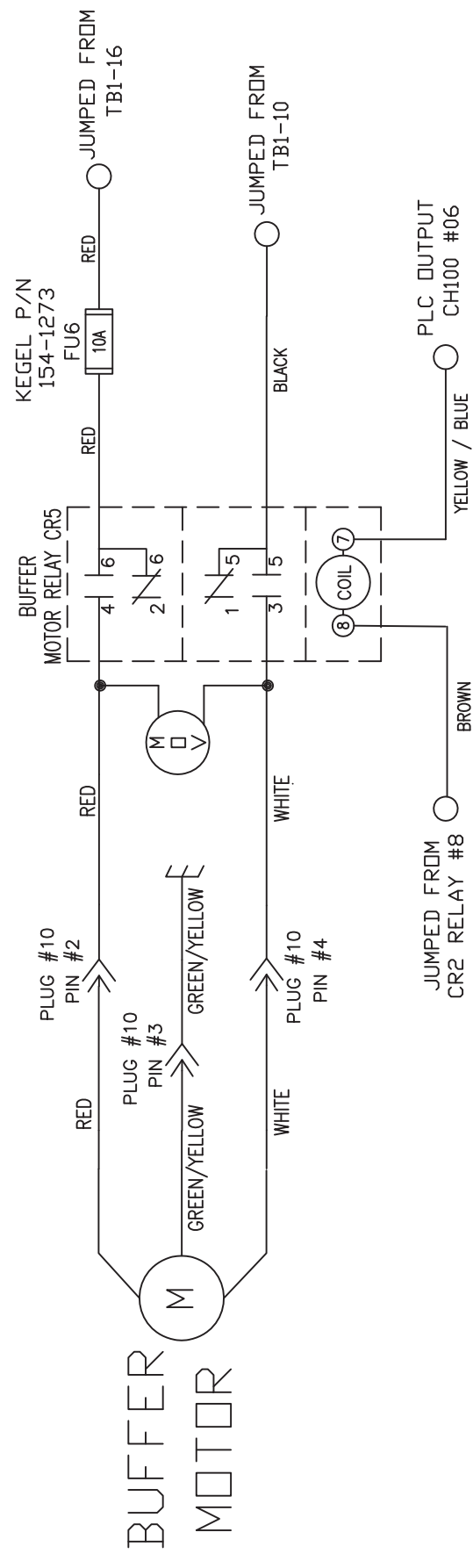
SIZE	QTY/MACHINE	PART NUMBER
A	N/A	17-5500D

TOLERANCES - U.O.S.  
3 DECIMAL = ±.003  
2 DECIMAL = ±.010  
1 DECIMAL = ±.030

4 3 2 1

4 3 2 1

REV LTR	DATE	DESCRIPTION



# BUFFER MOTOR

KEGEL P/N  
154-1273

FU6  
10A

RED  
RED  
RED

PLUG #10  
PIN #2

PLUG #10  
PIN #3

RED  
GREEN/YELLOW

GREEN/YELLOW

PLUG #10  
PIN #4

WHITE

WHITE

WHITE

BROWN

YELLOW / BLUE

PLC OUTPUT  
CH100 #06

BLACK

JUMPED FROM  
TB1-10

JUMPED FROM  
TB1-16

D

C

B

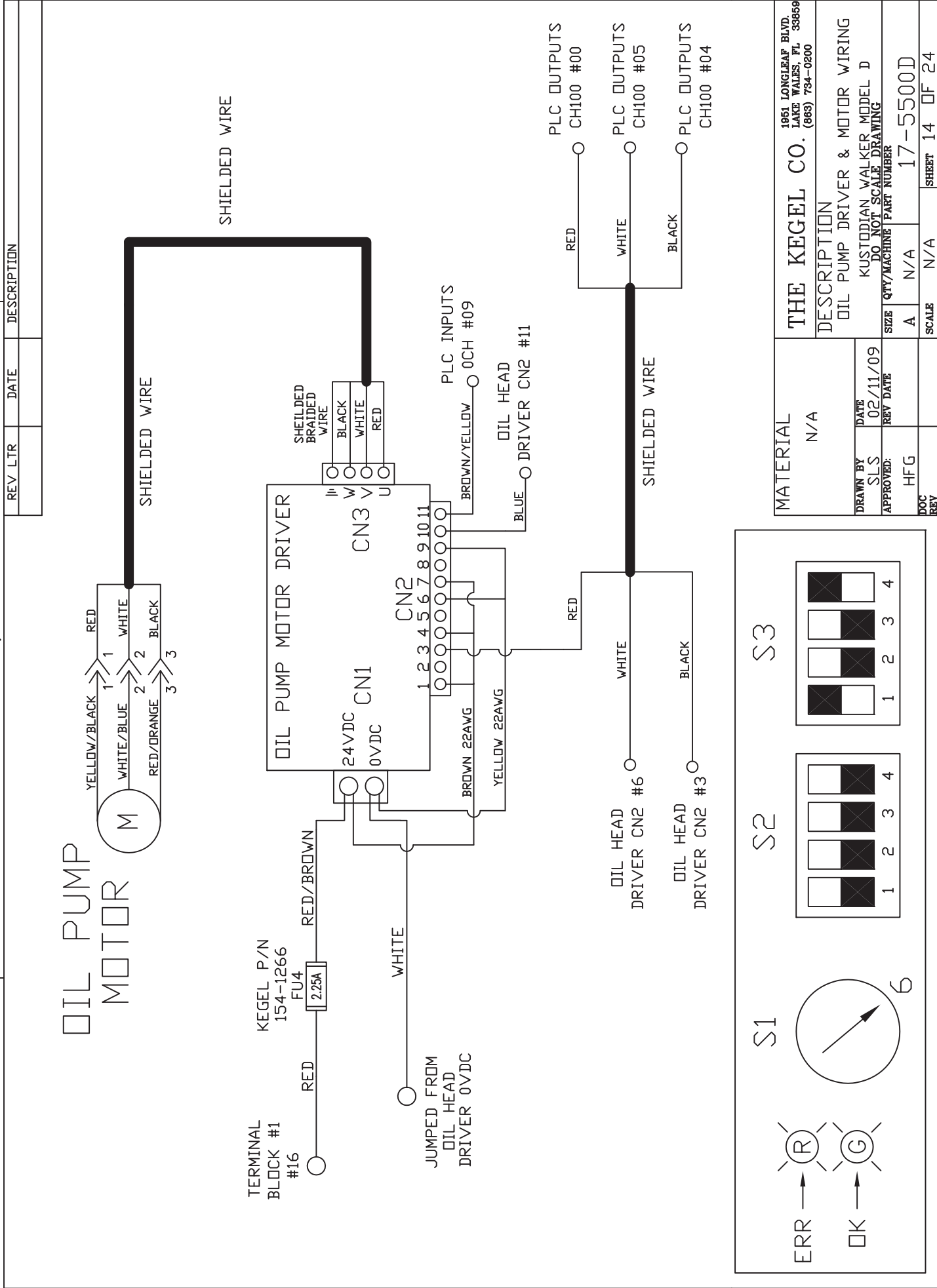
A

MATERIAL	THE KEGEL CO. 1951 LONGLEAF BLVD. LAKE WALES, FL 33859	
	N/A	
DRAWN BY	DATE	
SLS	02/11/09	
APPROVED:	REV DATE	
HFG		
DOC	SIZE	QTY/MACHINE PART NUMBER
REV	A	N/A
	SCALE	N/A
		SHEET 13 OF 24

TOLERANCES - U.O.S.
3 DECIMAL = ±.003
2 DECIMAL = ±.010
1 DECIMAL = ±.030

4 3 2 1

4 3 2 1



# OIL PUMP MOTOR

TERMINAL BLOCK #1 #16  
 KEGEL P/N 154-1266  
 FU4 2.25A

JUMPED FROM OIL HEAD DRIVER 0V/DC

ERR → (R)

OK → (G)

S1

6

S2

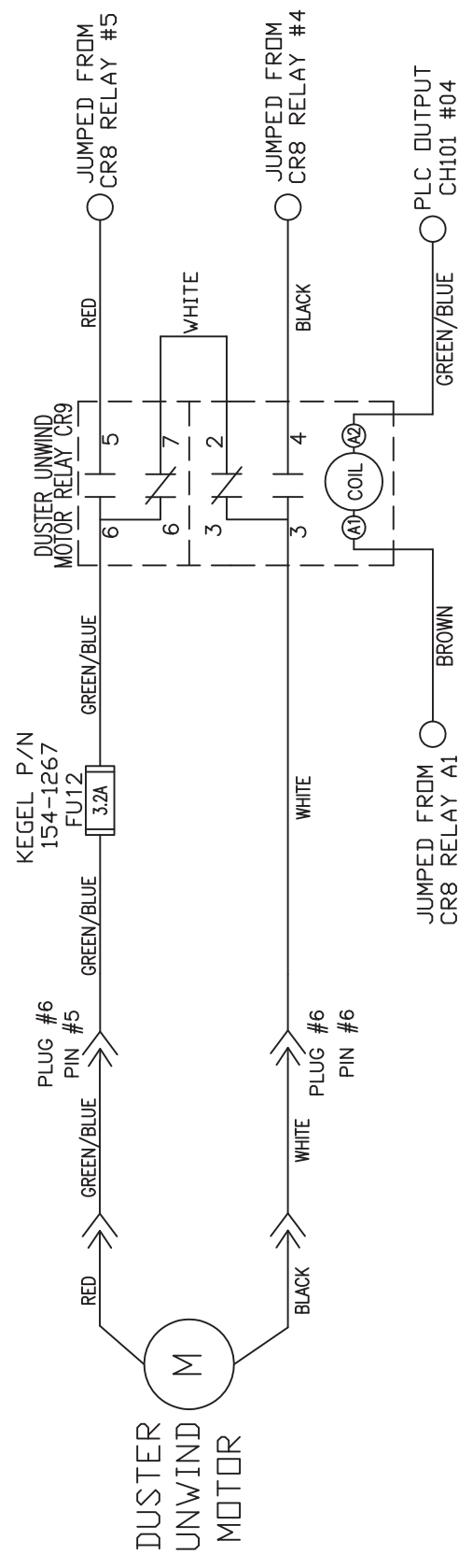
S3

MATERIAL		THE KEGEL CO.		1951 LONGLEAF BLVD. LAKE WALES, FL 33869	
N/A		DESCRIPTION		OIL PUMP DRIVER & MOTOR WIRING	
DRAWN BY	DATE	DO NOT SCALE DRAWING		KUSTODIAN WALKER MODEL D	
SLS	02/11/09	SIZE	QTY/MACHINE	PART NUMBER	17-5500D
APPROVED:	REV DATE	A	N/A	N/A	17-5500D
HFG		SCALE	N/A	SHEET	14 OF 24
DOC REV					1



4 3 2 1

D C B A



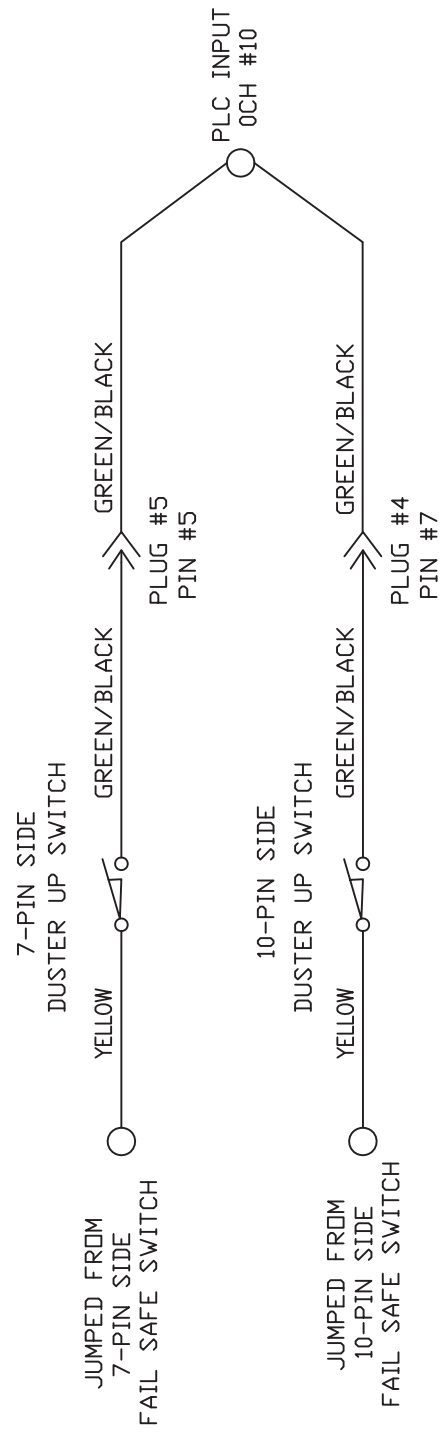
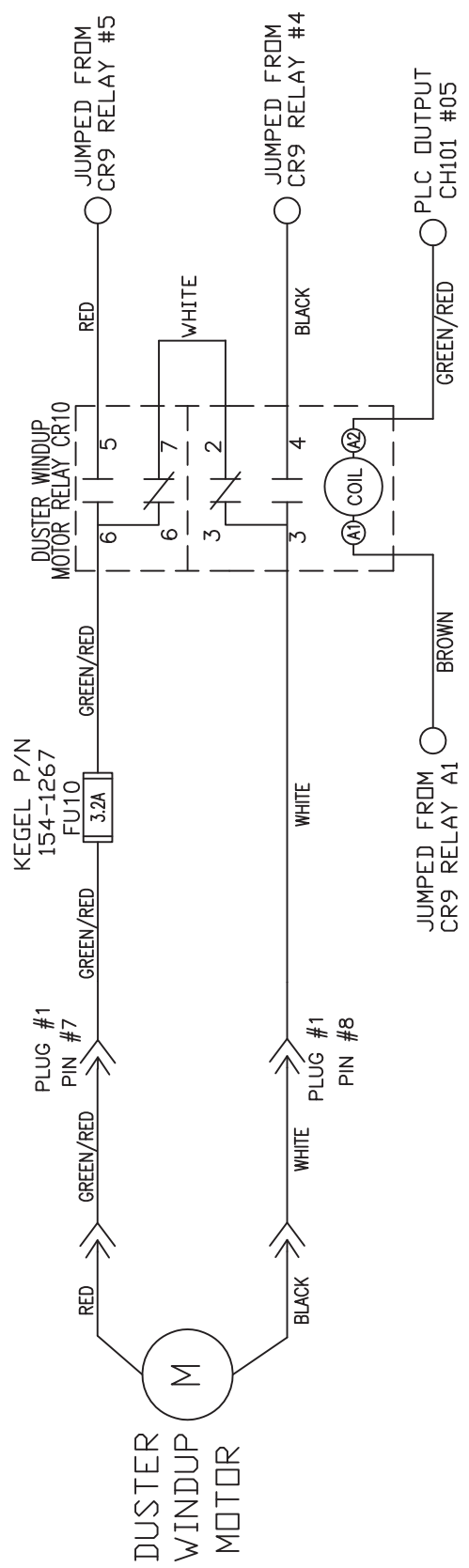
<b>THE KEGEL CO.</b> 1951 LONGLEAF BLVD. LAKE WALES, FL 33869 (888) 734-0200	
DESCRIPTION DUSTER UNWIND MOTOR KUSTODIAN WALKER MODEL D DO NOT SCALE DRAWING	
SIZE A	QTY/MACHINE PART NUMBER N/A 17-5500D
SCALE N/A	SHEET 15 OF 24

MATERIAL N/A	
DRAWN BY SLS	DATE 02/11/09
APPROVED: HFG	REV DATE
DOC REV	

TOLERANCES - U.O.S.  
 3 DECIMAL = ±.003  
 2 DECIMAL = ±.010  
 1 DECIMAL = ±.030

4 3 2 1

4 3 2 1



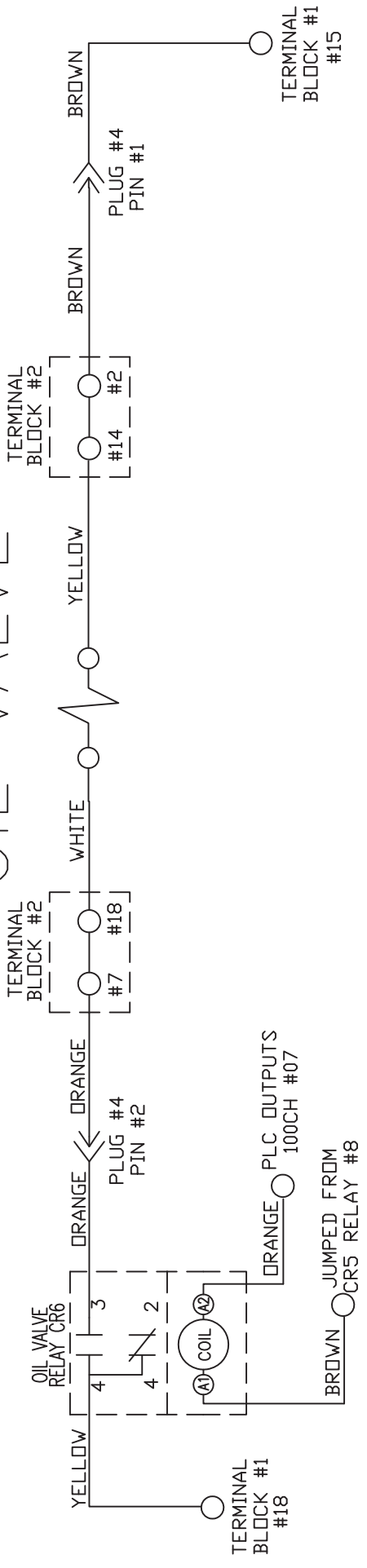
MATERIAL		N/A	
DRAWN BY	DATE	1951 LONGLEAF BLVD. LAKE WALES, FL 33869	
SLS	02/11/09	THE KEGEL CO.	
APPROVED:	REV DATE	DESCRIPTION	
HFG		DUSTER WINDUP / SWITCH WIRING	
DOC		KUSTODIAN WALKER MODEL D	
REV		DO NOT SCALE DRAWING	
		SIZE	QTY/MACHINE PART NUMBER
		A	N/A
		SCALE	17-5500D
		N/A	N/A
		SHEET	16 OF 24

TOLERANCES - U.O.S.  
 3 DECIMAL = ±.003  
 2 DECIMAL = ±.010  
 1 DECIMAL = ±.030

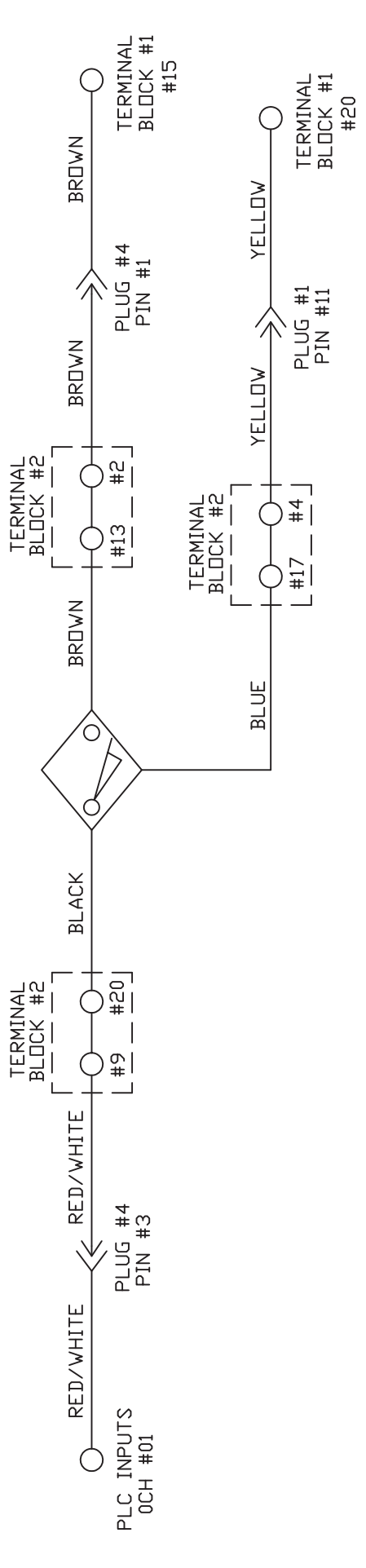
4 3 2 1

REV	LTR	DATE	DESCRIPTION

# OIL VALVE



# BOARD PROX

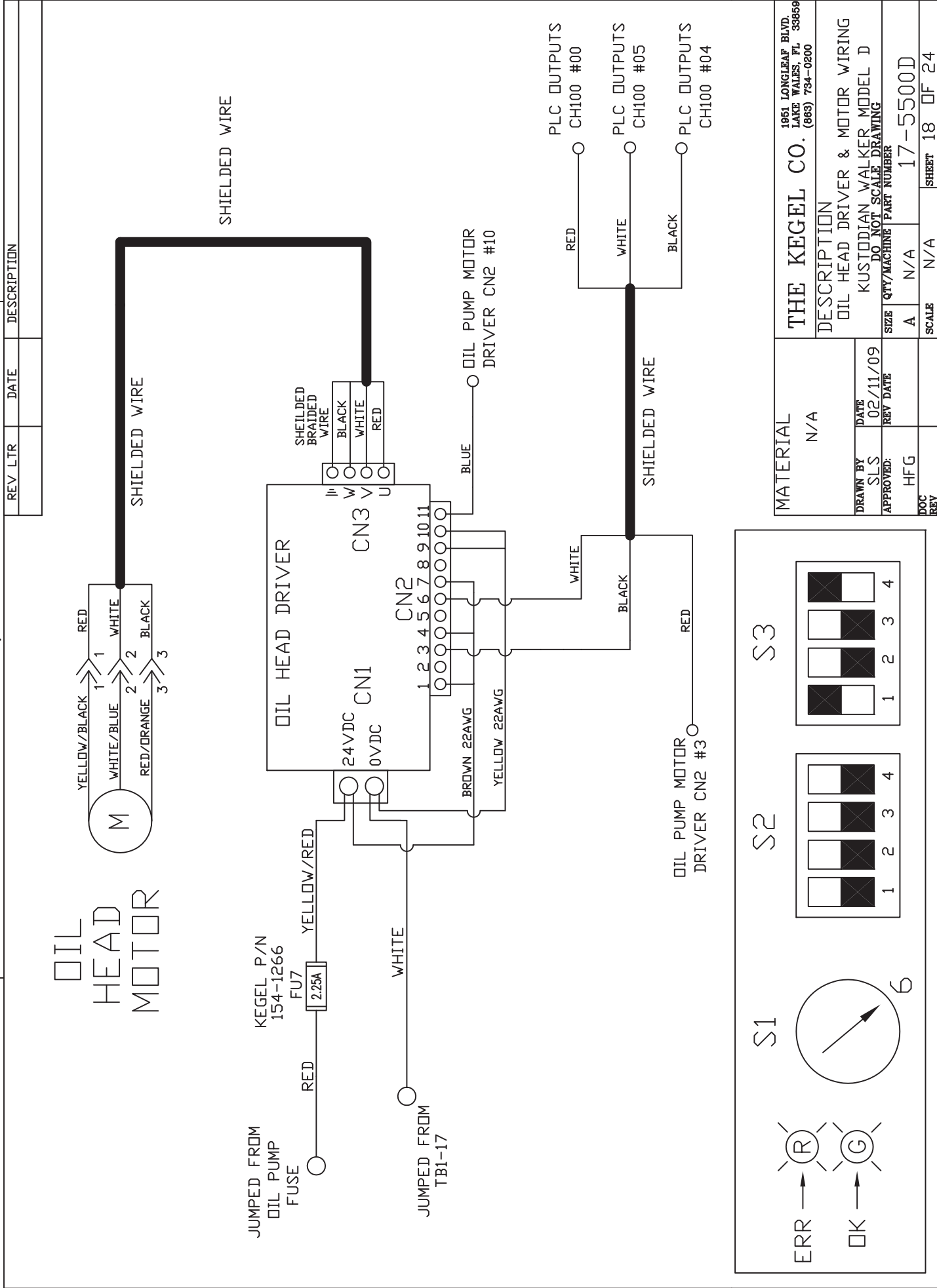


MATERIAL		THE KEGEL CO. (666) 734-0200	
DESCRIPTION	OIL VALVE & BOARD PROX WIRING		
DRAWN BY	SLS	DATE	02/11/09
APPROVED:	HFG	REV DATE	
SIZE	A	QTY/MACHINE	N/A
DO NOT SCALE DRAWING	KUSTODIAN WALKER MODEL D		17-5500D
SCALE	N/A	SHEET	17 OF 24

TOLERANCES - U.O.S.

3	DECIMAL = ±.003
2	DECIMAL = ±.010
1	DECIMAL = ±.030

4 3 2 1



OIL HEAD MOTOR

JUMPED FROM OIL PUMP FUSE  
KEGEL P/N 154-1266  
FU7 2.25A

JUMPED FROM TB1-17

ERR → (R)

OK → (G)

S1

6

S2

1 2 3 4

S3

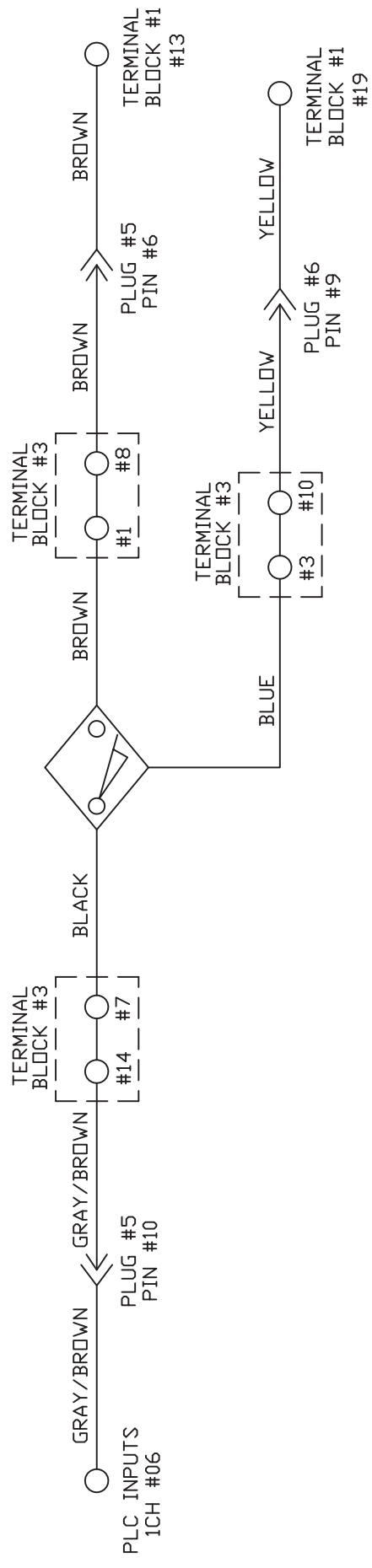
1 2 3 4

MATERIAL		THE KEGEL CO.		1951 LONGLEAF BLVD. LAKE WALES, FL 33859	
N/A		DESCRIPTION		OIL HEAD DRIVER & MOTOR WIRING	
DRAWN BY	DATE	KUSTODIAN WALKER MODEL D		DO NOT SCALE DRAWING	
SLS	02/11/09	SIZE	QTY/MACHINE	PART NUMBER	
APPROVED:	REV DATE	A	N/A	17-5500D	
HFG		SCALE	N/A	SHEET	18 OF 24
DOC REV					1

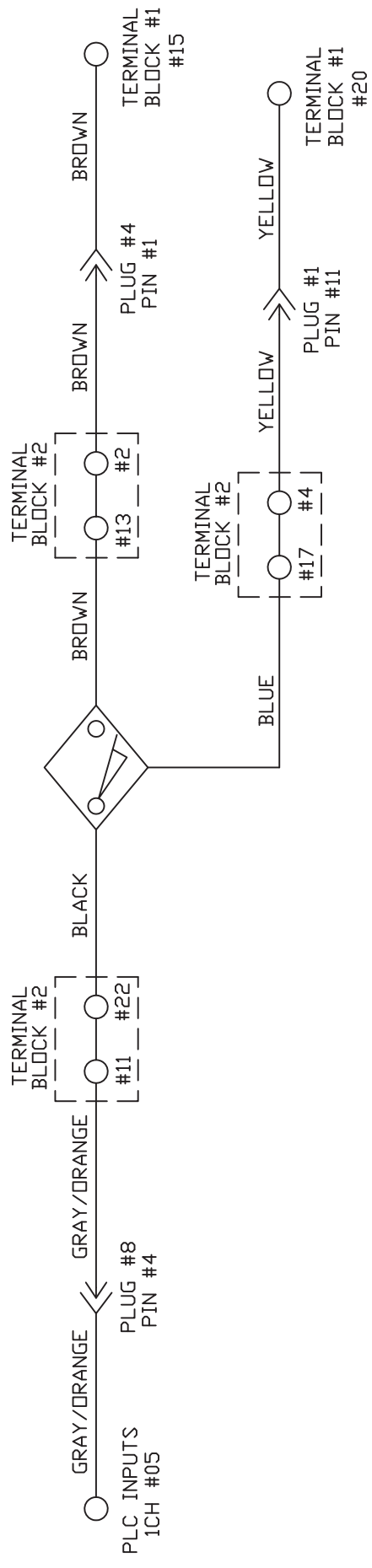
4 | 3 | 2 | 1

REV LTR	DATE	DESCRIPTION

### ADS PROX 7-PIN SIDE



### ADS PROX 10-PIN SIDE



TOLERANCES - U.O.S.  
 3 DECIMAL = ±.003  
 2 DECIMAL = ±.010  
 1 DECIMAL = ±.030

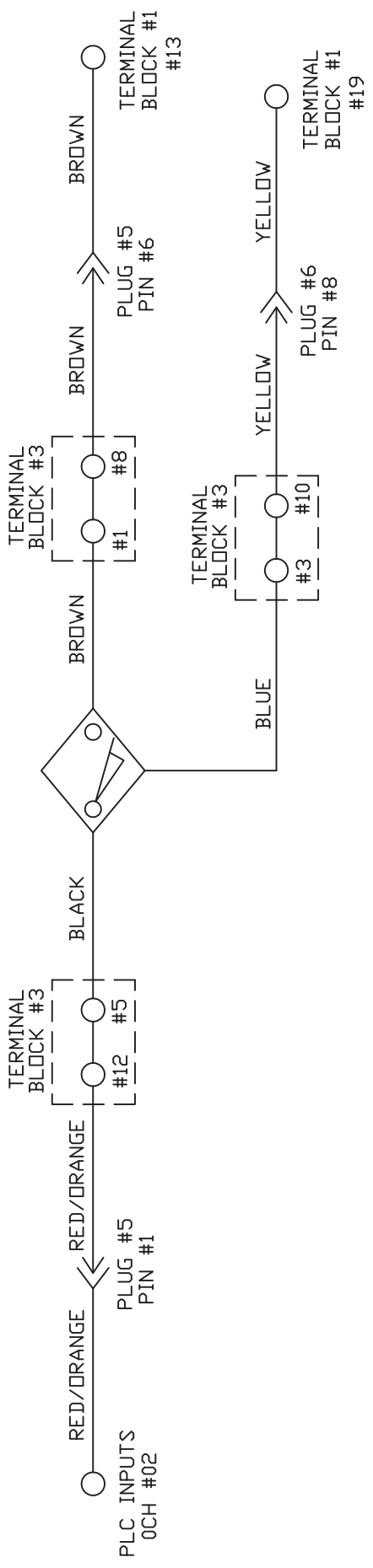
MATERIAL		1951 LONGLEAF BLVD. LAKE WALES, FL 33869	
N/A		THE KEGEL CO. (889) 734-0200	
DRAWN BY	DATE	DESCRIPTION	
SLS	02/11/09	ADS WIRING 7-PIN & 10-PIN SIDE	
APPROVED:	REV DATE	KUSTODIAN WALKER MODEL D DO NOT SCALE DRAWING	
HFG		SIZE	QTY/MACHINE PART NUMBER
		A	N/A 17-5500D
DOC		SCALE	N/A
REV		SHEET	19 OF 24

4 | 3 | 2 | 1

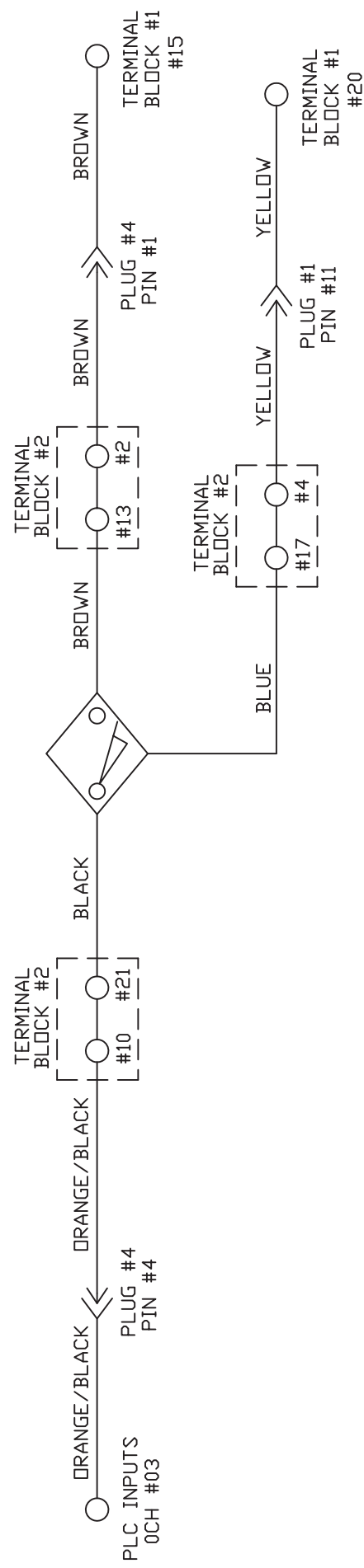
4 3 2 1

REV LTR	DATE	DESCRIPTION

### L-R HEAD PROX



### R-L HEAD PROX



MATERIAL		1951 LONGLEAF BLVD. LAKE WALES, FL 33869	
N/A		THE KEGEL CO. (863) 734-0200	
DESCRIPTION			
L-R & R-L PROX WIRING			
KUSTODIAN WALKER MODEL D			
DO NOT SCALE DRAWING			
SIZE	QTY/MACHINE	PART NUMBER	
A	N/A	17-5500D	
SCALE	N/A	SHEET	20 OF 24

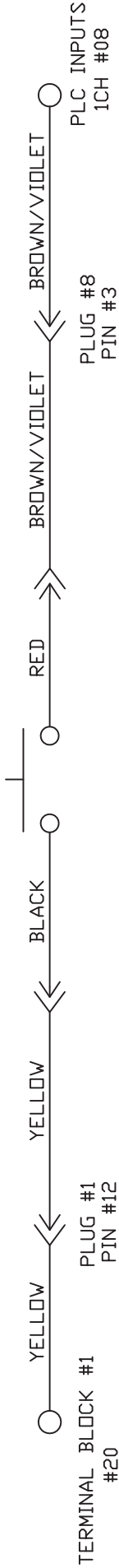
TOLERANCES - U.O.S.  
 3 DECIMAL = ±.003  
 2 DECIMAL = ±.010  
 1 DECIMAL = ±.030

4 3 2 1

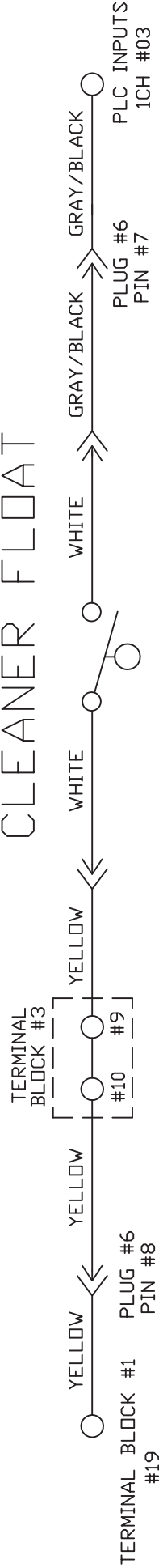
4 3 2 1

REV LTR	DATE	DESCRIPTION

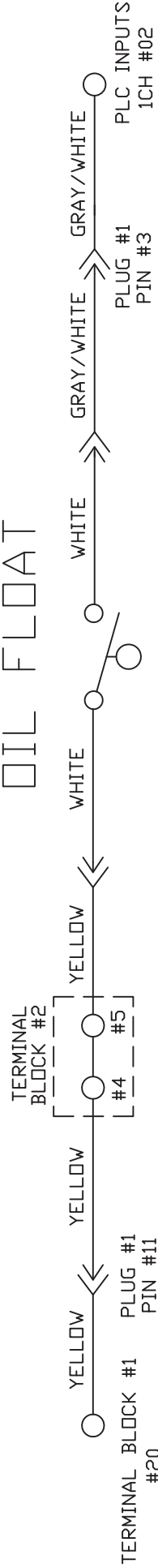
# DUSTER/PRESOAK BUTTON



# CLEANER FLOAT



# OIL FLOAT

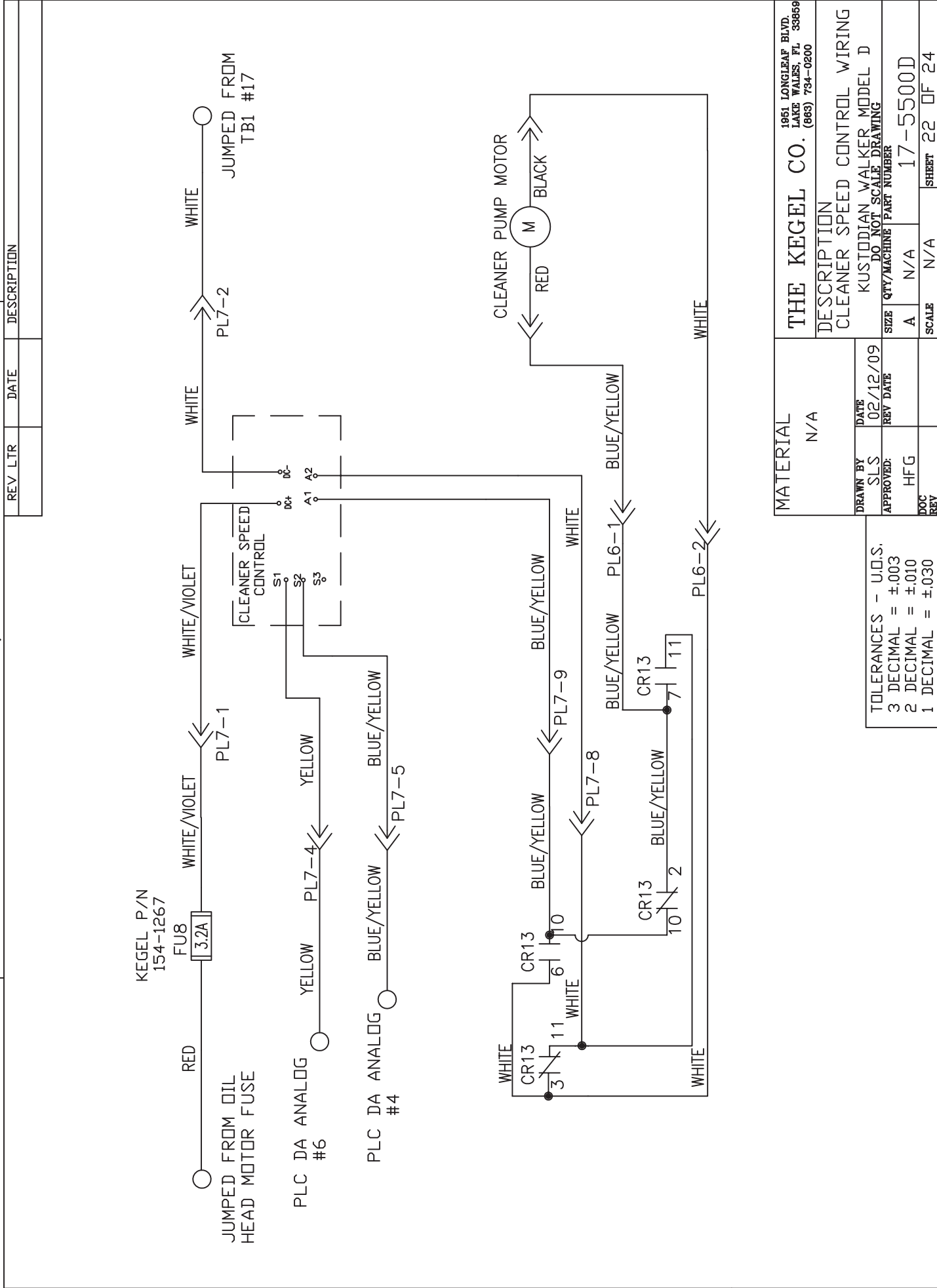


MATERIAL	N/A		THE KEGEL CO.	1951 LONGLEAF BLVD. LAKE WALES, FL 33869
DESCRIPTION	DUSTER/PRESOAK BUTTON, CLEANER FLOAT & OIL FLOAT DO NOT SCALE DRAWING			
DRAWN BY	SLS	DATE	02/12/09	SIZE
APPROVED:	HFG	REV DATE		QTY/MACHINE
DOC		REV		A
				N/A
				SCALE
				N/A
				SHEET
				21
				OF
				24

TOLERANCES - U.O.S.  
 3 DECIMAL = ±.003  
 2 DECIMAL = ±.010  
 1 DECIMAL = ±.030

4 3 2 1

4 3 2 1



KEGEL P/N  
154-1267

FU8  
3.2A

WHITE/VIOLET  
PL7-1

WHITE  
PL7-2

JUMPED FROM  
TBI #17

CLEANER SPEED  
CONTROL

PLC DA ANALOG  
#6

PLC DA ANALOG  
#4

CR13  
3

CR13  
6

CR13  
7

CR13  
10

CR13  
11

CLEANER PUMP MOTOR  
M

REV LTR	DATE	DESCRIPTION
<p>THE KEGEL CO. 1951 LONGLEAF BLVD. LAKE WALES, FL 33869 (889) 734-0200</p>		
<p>DESCRIPTION CLEANER SPEED CONTROL WIRING</p>		
<p>KUSTODIAN WALKER MODEL D DO NOT SCALE DRAWING</p>		
SIZE	QTY/MACHINE	PART NUMBER
A	N/A	17-5500D
SCALE	N/A	SHEET 22 OF 24

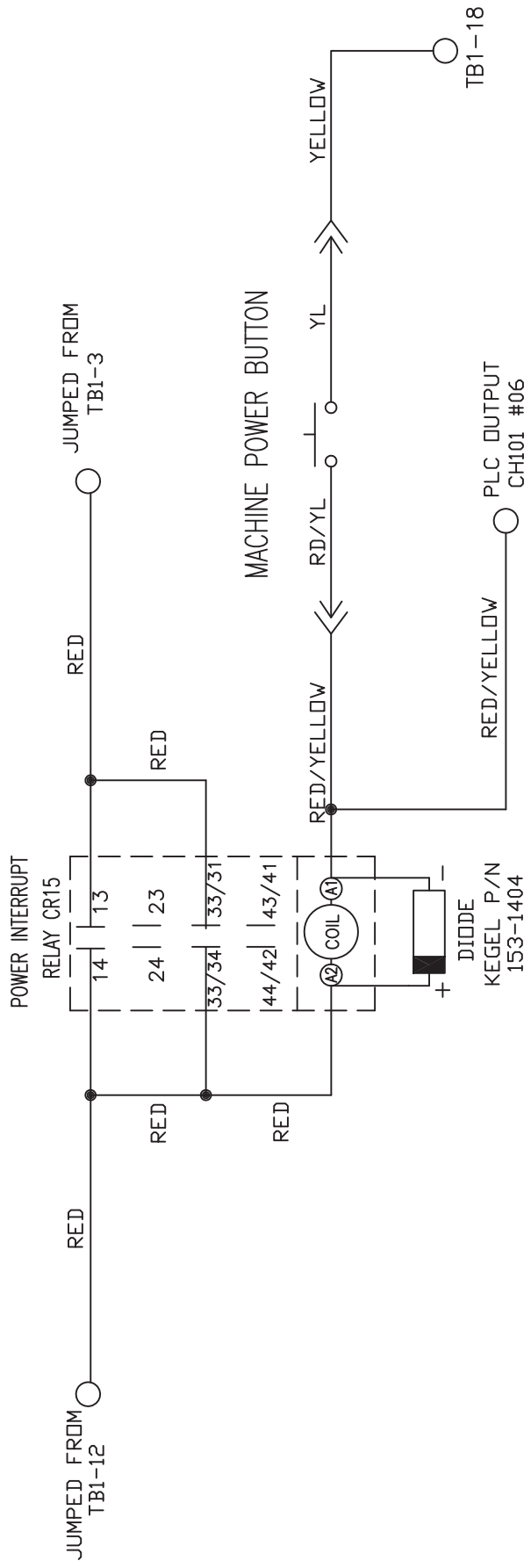
TOLERANCES - U.O.S.  
3 DECIMAL = ±.003  
2 DECIMAL = ±.010  
1 DECIMAL = ±.030

4 3 2 1



4 3 2 1

D C B A

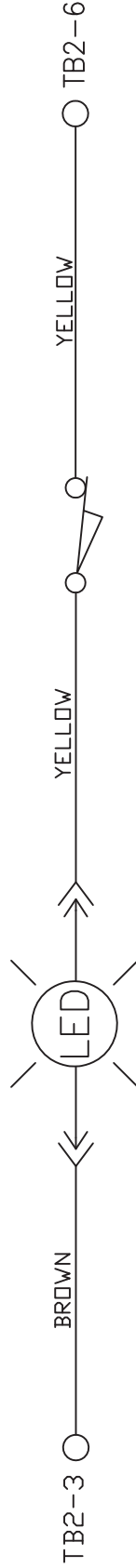


MATERIAL N/A		THE KEGEL CO. 1951 LONGLEAF BLVD. LAKE WALES, FL 33869 (888) 734-0200	
DRAWN BY SLS	DATE 02/11/09	DESCRIPTION POWER INTERRUPT RELAY WIRING	
APPROVED: HFG	REV DATE	KUSTODIAN WALKER MODEL D DO NOT SCALE DRAWING	
DOC REV	REV	SIZE A	QTY/MACHINE PART NUMBER N/A 17-5500D
		SCALE N/A	SHEET 23 OF 24

TOLERANCES - U.O.S.  
 3 DECIMAL = ±.003  
 2 DECIMAL = ±.010  
 1 DECIMAL = ±.030

4 3 2 1

# LED TANK LIGHT SWITCH



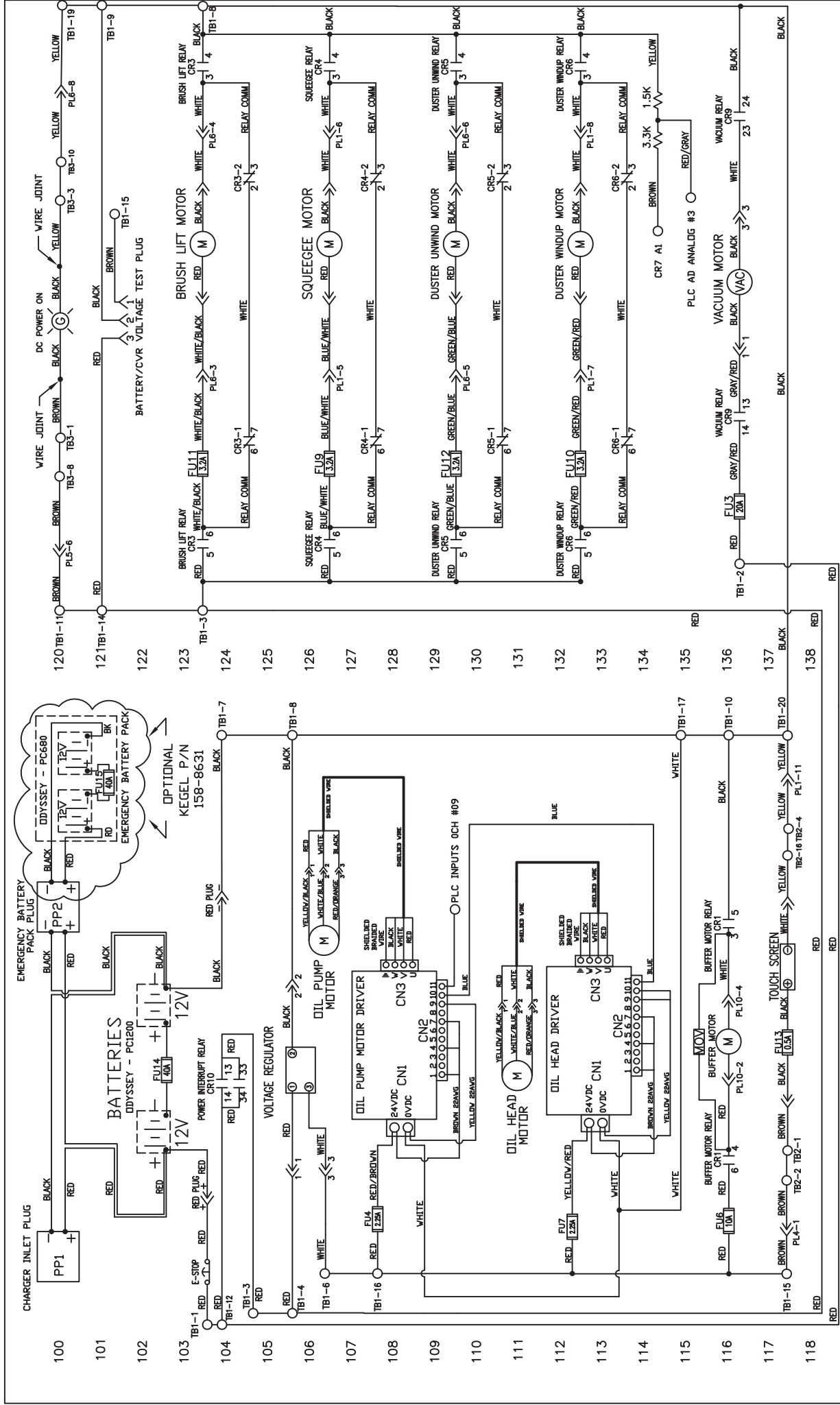
TOLERANCES - U.O.S.  
 3 DECIMAL = ±.003  
 2 DECIMAL = ±.010  
 1 DECIMAL = ±.030

MATERIAL		THE KEGEL CO. 1951 LONGLEAF BLVD. LAKE WALES, FL 33869	
N/A		DESCRIPTION	
DATE 06/21/11		LED TANK LIGHT WIRING	
SLS		KUSTODIAN WALKER MODEL D	
REV DATE		DO NOT SCALE DRAWING	
APPROVED: HFG		SIZE	PART NUMBER
DOC		A	N/A
REV		SCALE	N/A
2		SHEET	24 OF 24

## Kustodian Ion Wiring Diagrams

The following diagrams show wiring schematics for this lane machine. If you have any questions please call 863-734-0200 or email [tech@kegel.net](mailto:tech@kegel.net) .

Kustodian Ion Motor Wiring .....	190
Kustodian Ion Output Wiring .....	191
Kustodian Ion Input Wiring.....	192
Kustodian Ion Speed Control Wiring .....	193
Kustodian Ion Terminal Block Layout .....	194
Kustodian Ion Batteries and E-Stop Wiring .....	195
Kustodian Ion Voltage Regulator Wiring .....	196
Kustodian Ion Vacuum Motor Wiring.....	197
Kustodian Ion Squeegee Motor and Switch Wiring .....	198
Kustodian Ion Speed Tachometer and Lane Distance Sensor Wiring.....	199
Kustodian Ion Brush Lift Motor and Switch Wiring.....	200
Kustodian Ion Buffer Motor Wiring.....	201
Kustodian Ion Conditioner Pump Driver and Motor Wiring.....	202
Kustodian Ion Duster Unwind Motor Wiring.....	203
Kustodian Ion Duster Wind-Up and Switch Wiring.....	204
Kustodian Ion Oil Valve and Board Proximity Switch Wiring .....	205
Kustodian Ion Conditioning/Cleaning Head Driver and Motor Wiring.....	206
Kustodian Ion Left to Right & Right to Left Head Proximity Sensor Wiring.....	207
Kustodian Ion Start and Presoak Button & Cleaner and Oil Float Wiring.....	208
Kustodian Ion Cleaner Pump Motor Speed Control Wiring.....	209
Kustodian Ion Power Interrupt Relay Wiring.....	210
Kustodian Ion LED Tank Light Wiring.....	211



REV	LTR	DATE	DESCRIPTION
1	N/A	N/A	DESCRIPTION
2	N/A	N/A	DESCRIPTION
3	N/A	N/A	DESCRIPTION
4	N/A	N/A	DESCRIPTION
5	N/A	N/A	DESCRIPTION
6	N/A	N/A	DESCRIPTION
7	N/A	N/A	DESCRIPTION
8	N/A	N/A	DESCRIPTION
9	N/A	N/A	DESCRIPTION
10	N/A	N/A	DESCRIPTION
11	N/A	N/A	DESCRIPTION
12	N/A	N/A	DESCRIPTION
13	N/A	N/A	DESCRIPTION
14	N/A	N/A	DESCRIPTION
15	N/A	N/A	DESCRIPTION
16	N/A	N/A	DESCRIPTION
17	N/A	N/A	DESCRIPTION
18	N/A	N/A	DESCRIPTION
19	N/A	N/A	DESCRIPTION
20	N/A	N/A	DESCRIPTION
21	N/A	N/A	DESCRIPTION
22	N/A	N/A	DESCRIPTION
23	N/A	N/A	DESCRIPTION
24	N/A	N/A	DESCRIPTION
25	N/A	N/A	DESCRIPTION
26	N/A	N/A	DESCRIPTION
27	N/A	N/A	DESCRIPTION
28	N/A	N/A	DESCRIPTION
29	N/A	N/A	DESCRIPTION
30	N/A	N/A	DESCRIPTION
31	N/A	N/A	DESCRIPTION
32	N/A	N/A	DESCRIPTION
33	N/A	N/A	DESCRIPTION
34	N/A	N/A	DESCRIPTION
35	N/A	N/A	DESCRIPTION
36	N/A	N/A	DESCRIPTION
37	N/A	N/A	DESCRIPTION
38	N/A	N/A	DESCRIPTION
39	N/A	N/A	DESCRIPTION
40	N/A	N/A	DESCRIPTION
41	N/A	N/A	DESCRIPTION
42	N/A	N/A	DESCRIPTION
43	N/A	N/A	DESCRIPTION
44	N/A	N/A	DESCRIPTION
45	N/A	N/A	DESCRIPTION
46	N/A	N/A	DESCRIPTION
47	N/A	N/A	DESCRIPTION
48	N/A	N/A	DESCRIPTION
49	N/A	N/A	DESCRIPTION
50	N/A	N/A	DESCRIPTION
51	N/A	N/A	DESCRIPTION
52	N/A	N/A	DESCRIPTION
53	N/A	N/A	DESCRIPTION
54	N/A	N/A	DESCRIPTION
55	N/A	N/A	DESCRIPTION
56	N/A	N/A	DESCRIPTION
57	N/A	N/A	DESCRIPTION
58	N/A	N/A	DESCRIPTION
59	N/A	N/A	DESCRIPTION
60	N/A	N/A	DESCRIPTION
61	N/A	N/A	DESCRIPTION
62	N/A	N/A	DESCRIPTION
63	N/A	N/A	DESCRIPTION
64	N/A	N/A	DESCRIPTION
65	N/A	N/A	DESCRIPTION
66	N/A	N/A	DESCRIPTION
67	N/A	N/A	DESCRIPTION
68	N/A	N/A	DESCRIPTION
69	N/A	N/A	DESCRIPTION
70	N/A	N/A	DESCRIPTION
71	N/A	N/A	DESCRIPTION
72	N/A	N/A	DESCRIPTION
73	N/A	N/A	DESCRIPTION
74	N/A	N/A	DESCRIPTION
75	N/A	N/A	DESCRIPTION
76	N/A	N/A	DESCRIPTION
77	N/A	N/A	DESCRIPTION
78	N/A	N/A	DESCRIPTION
79	N/A	N/A	DESCRIPTION
80	N/A	N/A	DESCRIPTION
81	N/A	N/A	DESCRIPTION
82	N/A	N/A	DESCRIPTION
83	N/A	N/A	DESCRIPTION
84	N/A	N/A	DESCRIPTION
85	N/A	N/A	DESCRIPTION
86	N/A	N/A	DESCRIPTION
87	N/A	N/A	DESCRIPTION
88	N/A	N/A	DESCRIPTION
89	N/A	N/A	DESCRIPTION
90	N/A	N/A	DESCRIPTION
91	N/A	N/A	DESCRIPTION
92	N/A	N/A	DESCRIPTION
93	N/A	N/A	DESCRIPTION
94	N/A	N/A	DESCRIPTION
95	N/A	N/A	DESCRIPTION
96	N/A	N/A	DESCRIPTION
97	N/A	N/A	DESCRIPTION
98	N/A	N/A	DESCRIPTION
99	N/A	N/A	DESCRIPTION
100	N/A	N/A	DESCRIPTION
101	N/A	N/A	DESCRIPTION
102	N/A	N/A	DESCRIPTION
103	N/A	N/A	DESCRIPTION
104	N/A	N/A	DESCRIPTION
105	N/A	N/A	DESCRIPTION
106	N/A	N/A	DESCRIPTION
107	N/A	N/A	DESCRIPTION
108	N/A	N/A	DESCRIPTION
109	N/A	N/A	DESCRIPTION
110	N/A	N/A	DESCRIPTION
111	N/A	N/A	DESCRIPTION
112	N/A	N/A	DESCRIPTION
113	N/A	N/A	DESCRIPTION
114	N/A	N/A	DESCRIPTION
115	N/A	N/A	DESCRIPTION
116	N/A	N/A	DESCRIPTION
117	N/A	N/A	DESCRIPTION
118	N/A	N/A	DESCRIPTION
119	N/A	N/A	DESCRIPTION

1961 LONGLEAF BLVD.  
LAKE WALKER, FL 33869  
(863) 794-0600

**MATERIAL**  
N/A

**DESCRIPTION**  
MOTOR WIRING SCHEMATIC  
KUSTODIAN ION MODEL D  
DO NOT SCALE DRAWING

**SIZE** QTY/MACHINE/PART NUMBER  
C N/A

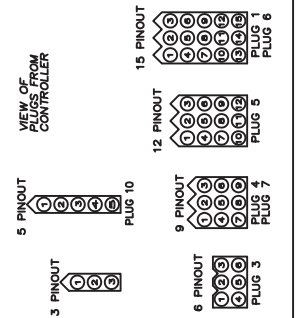
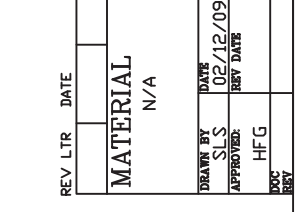
**SCALE** N/A

**DATE** 02/12/09

**REV** HFG

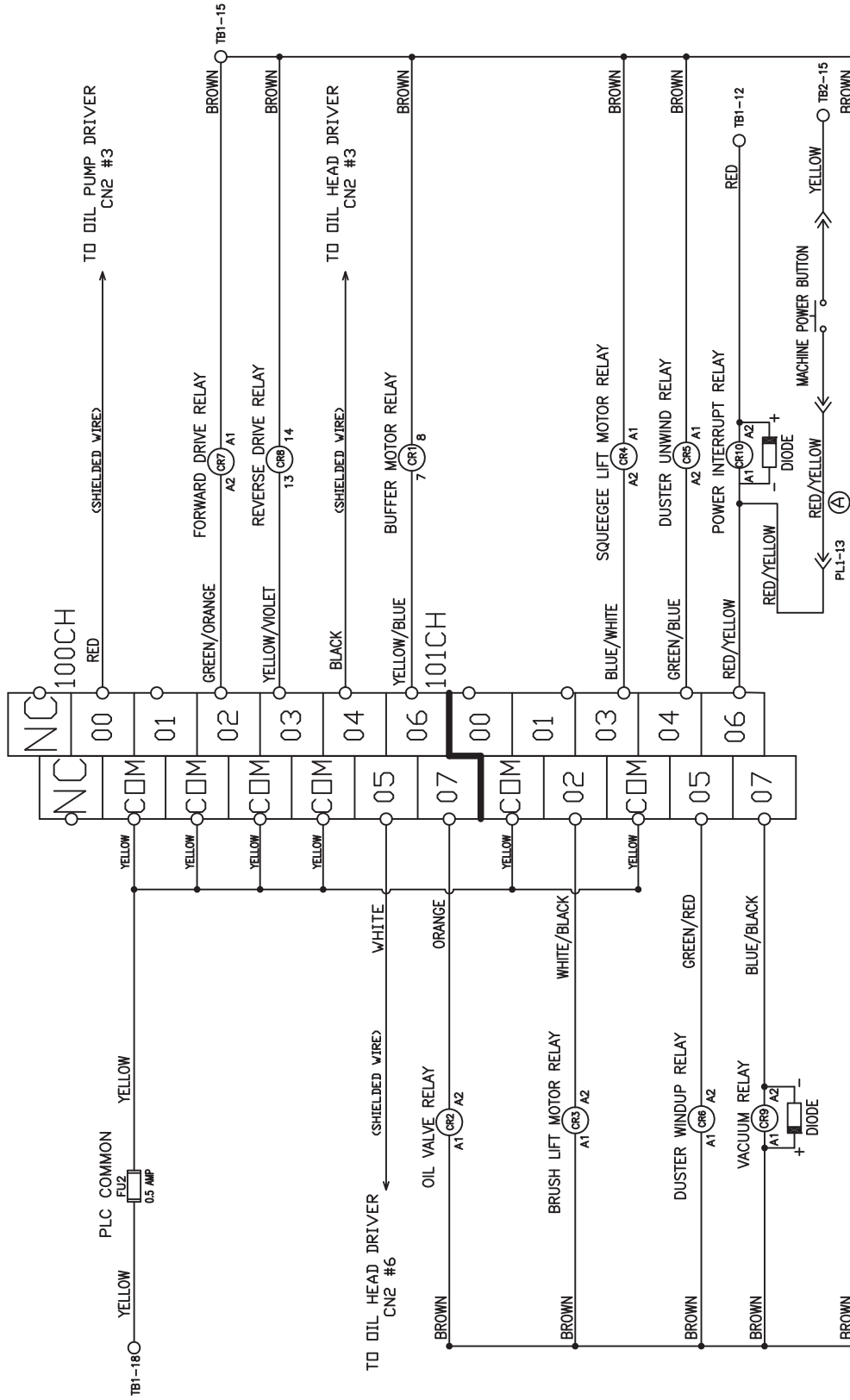
**SCALE** 17-5400D

**SHEET** 1 OF 22



- LEGEND**
- PL1 - MAIN PLUG - 10-PIN SIDE (15)
  - PL2 - DRIVE SPEED BOARD PLUG (6)
  - PL3 - PLC INPUT PLUG - 10-PIN SIDE (5)
  - PL4 - MAIN PLUG - 7-PIN SIDE (12)
  - PL5 - MAIN PLUG - 7-PIN SIDE (15)
  - PL6 - WATER PUMP SPEED BOARD (9)
  - PL7 - BUFFER MOTOR (5)
  - PL8 - BUFFER MOTOR (5)
  - PL9 - BUFFER MOTOR (5)
  - PL10 - BUFFER MOTOR (5)
  - TB1 - TERMINAL BLOCK 1 (10-PIN SIDE)
  - TB2 - TERMINAL BLOCK 2 (10-PIN SIDE)
  - TB3 - TERMINAL BLOCK 3 (7-PIN SIDE)
  - TB4 - TERMINAL BLOCK 4 (7-PIN SIDE)
  - TB5 - TERMINAL BLOCK 5 (HANDLE)
  - PP1 - CHARGING PLUG
  - PP2 - EMERGENCY BATTERY PACK PLUG
  - CR1 - BUFFER BRUSH MOTOR RELAY
  - CR2 - DI VALVE RELAY
  - CR3 - BRUSH LIFT MOTOR RELAY
  - CR4 - SQUEEGEE LIFT MOTOR RELAY
  - CR5 - DUSTER UNWIND MOTOR RELAY
  - CR6 - DUSTER WINDUP MOTOR RELAY
  - CR7 - FORWARD DRIVE RELAY
  - CR8 - REVERSE DRIVE RELAY
  - CR9 - VACUUM MOTOR RELAY
  - CR10 - POWER INTERRUPT RELAY
  - FU1 - PLC INPUT POWER 0.5A
  - FU2 - PLC INPUT COMMONS 0.5A
  - FU3 - VACUUM MOTOR 20A
  - FU4 - OIL PUMP MOTOR DRIVER 1.25A
  - FU5 - BUFFER MOTOR 1.5A
  - FU6 - BUFFER MOTOR DRIVER 1.25A
  - FU7 - OIL HEAD MOTOR DRIVER 3.2A
  - FU8 - SQUEEGEE MOTOR 3.2A
  - FU9 - DUSTER UNWIND MOTOR 3.2A
  - FU10 - DUSTER WINDUP MOTOR 3.2A
  - FU11 - BRUSH LIFT MOTOR 3.2A
  - FU12 - UNWIND MOTOR 3.2A
  - FU13 - TOUCH SCREEN 0.5A
  - FU14 - BATTERY 40A
  - FU15 - EMERGENCY BATTERY PACK 40A

OMRON  
SYSMAC  
CPIH  
OUTPUTS

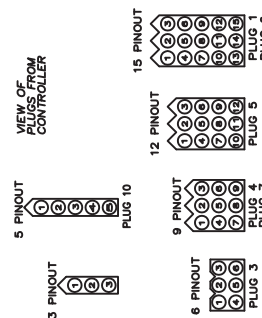


- FU1 - PLC INPUT POWER 0.5A
- FU2 - PLC OUTPUT COMMONS 0.5A
- FU3 - VACUUM MOTOR 20A
- FU4 - OIL PUMP MOTOR/DRIVER 1.25A
- FU5 - DRIVE MOTOR 7.5A
- FU6 - BUFFER MOTOR 10A
- FU7 - OIL HEAD MOTOR/DRIVER 1.25A
- FU8 - CLEANER MOTOR/DRIVER 3.2A
- FU9 - SQUEEGEE MOTOR 3.2A
- FU10 - BRUSH LIFT MOTOR 3.2A
- FU11 - DUSTER UNWIND MOTOR 3.2A
- FU12 - TOUCH SCREEN 0.5A
- FU13 - BATTERY 40A
- FU14 - BATTERY 40A
- FU15 - EMERGENCY BATTERY PACK 40A

- CR1 - BUFFER BRUSH MOTOR RELAY
- CR2 - OIL VALVE RELAY
- CR3 - BRUSH LIFT MOTOR RELAY
- CR4 - SQUEEGEE LIFT MOTOR RELAY
- CR5 - DUSTER UNWIND MOTOR RELAY
- CR6 - DUSTER WINDUP MOTOR RELAY
- CR7 - FORWARD DRIVE RELAY
- CR8 - REVERSE DRIVE RELAY
- CR9 - VACUUM MOTOR RELAY
- CR10 - POWER INTERRUPT RELAY

- PL1 - MAIN PLUG - 10-PIN SIDE (15)
- PL2 - DRIVE SPEED BOARD PLUG (6)
- PL3 - PLC INPUT PLUG - 10-PIN SIDE (9)
- PL4 - MAIN PLUG - 7-PIN SIDE (15)
- PL5 - WATER PUMP SPEED BOARD (9)
- PL6 - BUFFER MOTOR (5)
- PL7 - TERMINAL BLOCK 1 (MAIN)
- PL8 - TERMINAL BLOCK 2 (10-PIN SIDE)
- PL9 - TERMINAL BLOCK 3 (7-PIN SIDE)
- PL10 - TERMINAL BLOCK 5 (HANDLE)
- PL11 - CHARGING PLUG
- PL12 - EMERGENCY BATTERY PACK PLUG

LEGEND



REV	LTR	DATE	DESCRIPTION
A		06/21/11	Moved Machine Power Button From PC Plate To Splash Guard E/C# 349

**MATERIAL**  
N/A

**DESCRIPTION**  
OUTPUT WIRING SCHEMATIC

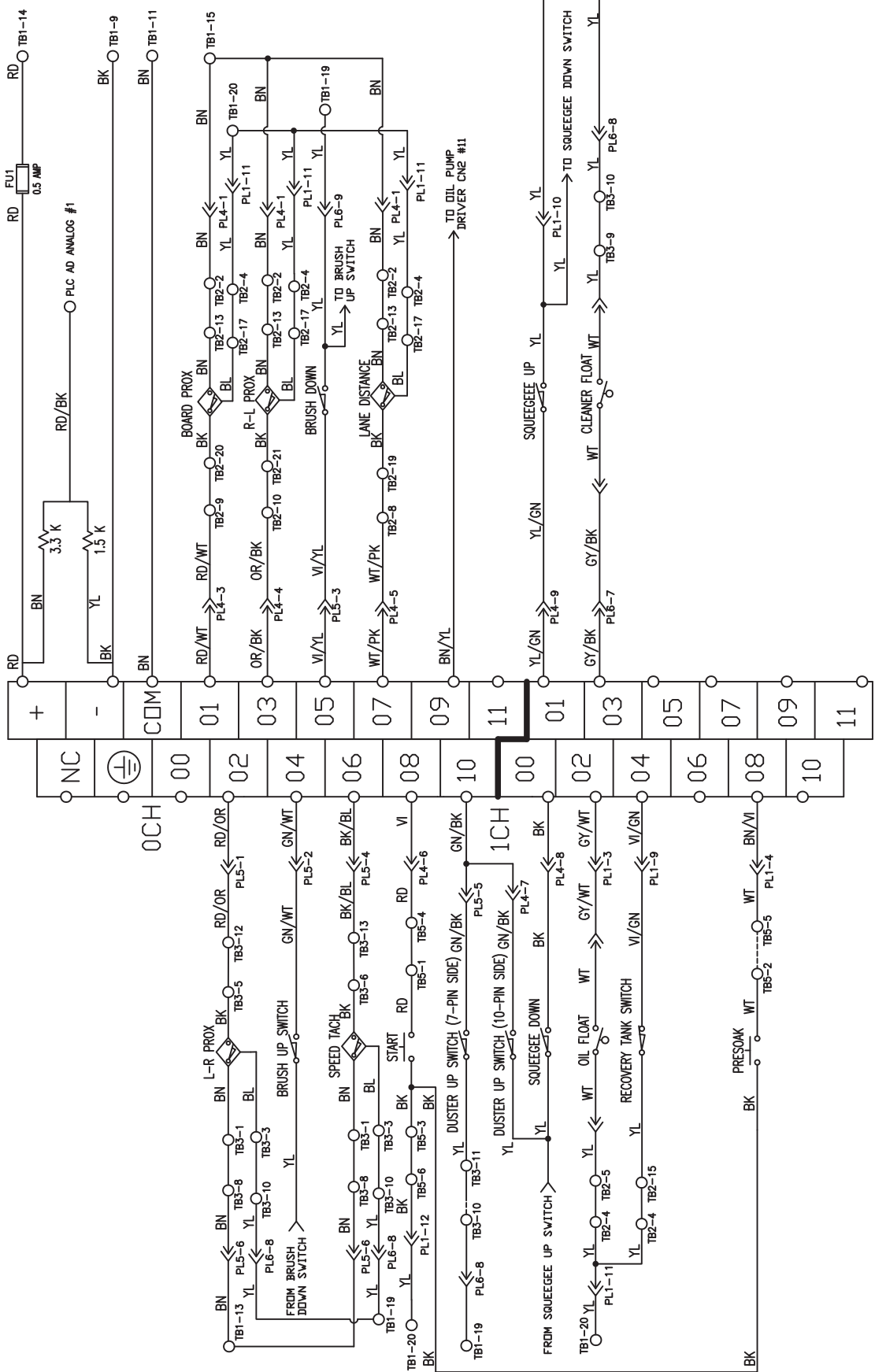
DRAWN BY	DATE	02/12/09
SLS	ISSY DATE	DO NOT SCALE DRAWING
APPROVED:	HFG	06/21/11
SIZE	QTY/MACHINE/PART NUMBER	C N/A
SCALE	N/A	17-5400D
SHEET	2	OF 22

1981 LONGLEAF BLVD.  
LAKE WALKER, TX 75869  
(866) 794-0600

DMRDN  
SYSMAC  
CPIH  
INPUTS

NOTE: PLC POWER IS  
POLARITY SENSITIVE

PLC POWER



300  
301  
302  
303  
304  
305  
306  
307  
308  
309  
310  
311  
312  
313  
314  
315  
316  
317  
318  
319

LEGEND

- PL1 - MAIN PLUG - 10-PIN SIDE (15)
- PL2 - DRIVE SPEED BOARD PLUG (6)
- PL3 - PLC INPUT PLUG - 10-PIN SIDE (9)
- PL4 - MAIN PLUG - 7-PIN SIDE (12)
- PL5 - MAIN PLUG - 7-PIN SIDE (12)
- PL6 - WATER PUMP SPEED BOARD (9)
- PL7 - BUFFER MOTOR (5)
- PL8 - TERMINAL BLOCK 1 (MAIN)
- PL9 - TERMINAL BLOCK 2 (10-PIN SIDE)
- TR1 - TERMINAL BLOCK 3 (7-PIN SIDE)
- TR2 - TERMINAL BLOCK 4 (10-PIN SIDE)
- TR3 - TERMINAL BLOCK 5 (HANDLE)
- TR4 - CHARGING PLUG
- TR5 - EMERGENCY BATTERY PACK PLUG
- PP1 - EMERGENCY BATTERY PACK PLUG
- PP2 - EMERGENCY BATTERY PACK PLUG

FU1 - PLC INPUT POWER 0.5A  
FU2 - PLC OUTPUT CIRCUITS 0.5A  
FU3 - VACUUM MOTOR 20A  
FU4 - DIL PUMP MOTOR/DRIVER 1.25A  
FU5 - DIL PUMP MOTOR 7.5A  
FU6 - BUFFER MOTOR 10A  
FU7 - DIL HEAD MOTOR/DRIVER 1.25A  
FU8 - CLEANER MOTOR/DRIVER 3.2A  
FU9 - SQUEEGEE MOTOR 3.2A  
FU10 - DUSTER VINDUP MOTOR 3.2A  
FU11 - BRUSH LIFT MOTOR 3.2A  
FU12 - UNWIND MOTOR 3.2A  
FU13 - TOUCH SCREEN 0.5A  
FU14 - BATTERY 40A  
FU15 - EMERGENCY BATTERY PACK 40A

CR1 - BUFFER BRUSH MOTOR RELAY  
CR2 - DIL VALVE RELAY  
CR3 - BRUSH LIFT MOTOR RELAY  
CR4 - SQUEEGEE LIFT MOTOR RELAY  
CR5 - DUSTER UNWIND MOTOR RELAY  
CR6 - DUSTER VINDUP MOTOR RELAY  
CR7 - FORWARD DRIVE RELAY  
CR8 - REVERSE DRIVE RELAY  
CR9 - VACUUM MOTOR RELAY  
CR10 - POWER INTERRUPT RELAY

VIEW OF PAGES FROM CONTROLLER

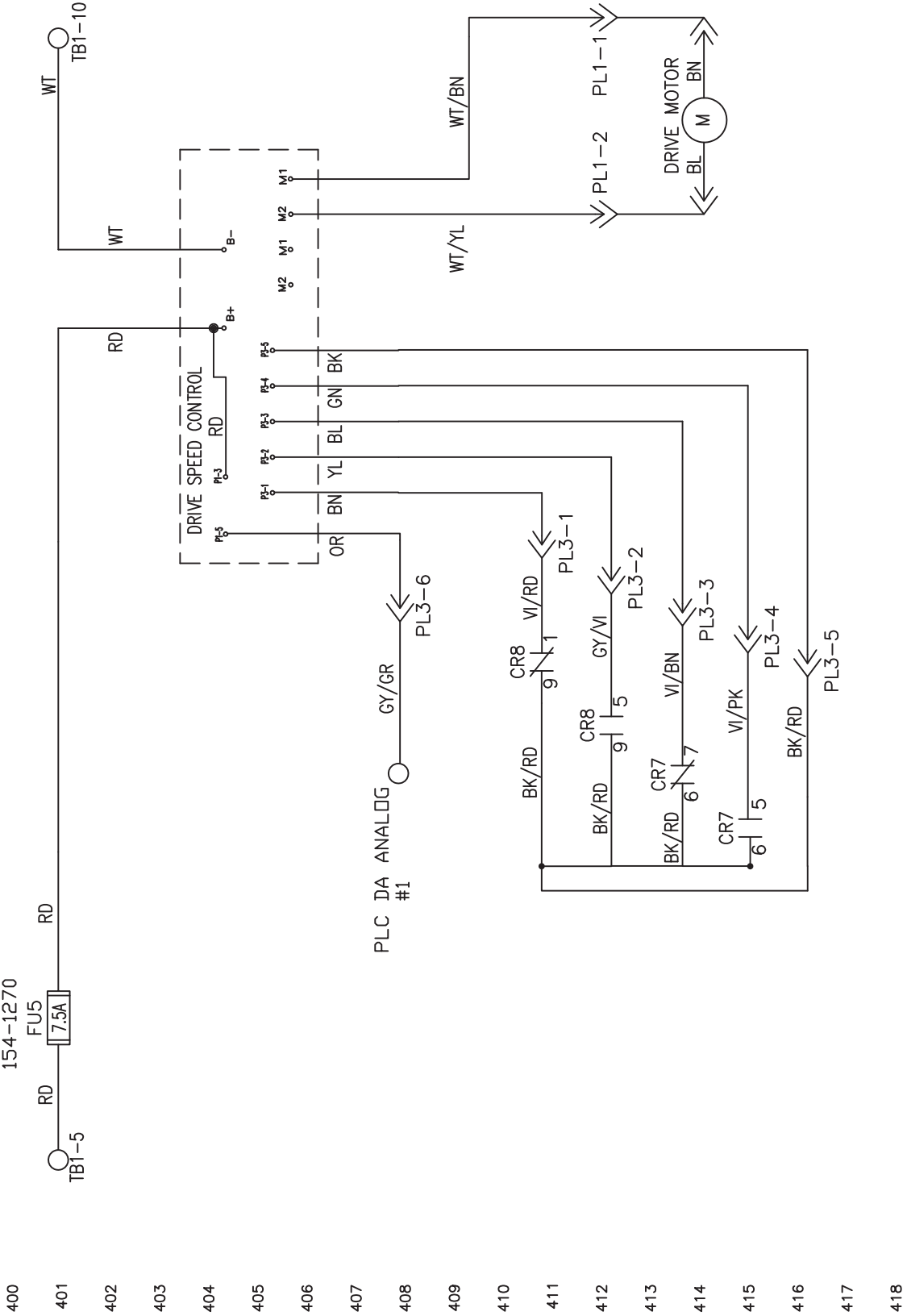
5 PINOUT  
3 PINOUT  
9 PINOUT  
6 PINOUT  
12 PINOUT  
15 PINOUT

PLUG 1  
PLUG 2  
PLUG 3  
PLUG 4  
PLUG 5  
PLUG 6

REV LTR DATE DESCRIPTION  
N/A  
MATERIAL N/A  
DESCRIPTION INPUT WIRING SCHEMATIC  
DRAWN BY SLS DATE 02/12/09  
APPROVED: HFG REV DATE  
SIZE C QTY/MACHINE PART NUMBER  
SCALE N/A  
17-5400D  
SHEET 3 OF 22

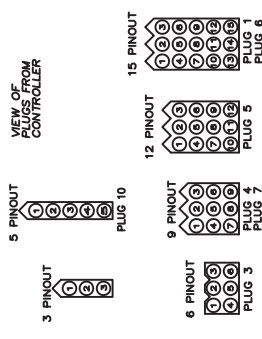
1961 LONGLEAF BLVD.  
LAKE WALKER, FL 33866  
(888) 794-0800

KEGEL P/N  
154-1270



- LEGEND**
- PL1 - MAIN PLUG - 10-PIN SIDE (15)
  - PL2 - DRIVE SPEED BOARD PLUG (6)
  - PL3 - PLC INPUT PLUG - 10-PIN SIDE (9)
  - PL4 - MAIN PLUG - 7-PIN SIDE (12)
  - PL5 - MAIN PLUG - 7-PIN SIDE (15)
  - PL6 - WATER PUMP SPEED BOARD (9)
  - PL7 -
  - PL8 -
  - PL9 -
  - PL10 - BUFFER MOTOR (5)
  - TB1 - TERMINAL BLOCK 1 (MAIN)
  - TB2 - TERMINAL BLOCK 2 (10-PIN SIDE)
  - TB3 - TERMINAL BLOCK 3 (7-PIN SIDE)
  - TB4 -
  - TB5 - TERMINAL BLOCK 5 (HANDLE)
  - PP1 - CHARGING PLUG
  - PP2 - EMERGENCY BATTERY PACK PLUG

- CR1 - BUFFER BRUSH MOTOR RELAY
- CR2 - OIL VALVE RELAY
- CR3 - BRUSH LIFT MOTOR RELAY
- CR4 - SQUEEGEE LIFT MOTOR RELAY
- CR5 - PLC INPUT PLUG - 7-PIN SIDE (12)
- CR6 - DUSTER UNWIND MOTOR RELAY
- CR7 - FORWARD DRIVE RELAY
- CR8 - REVERSE DRIVE RELAY
- CR9 - VACUUM MOTOR RELAY
- CR10 - POWER INTERRUPT RELAY
- FU1 - PLC INPUT POWER 0.5A
- FU2 - OIL PUMP MOTOR 0.5A
- FU3 - VACUUM MOTOR 20A
- FU4 - DIL PUMP MOTOR/DRIVER 1.25A
- FU5 - DRIVE MOTOR 7.5A
- FU6 - BUFFER MOTOR 10A
- FU7 - OIL HEAD MOTOR/DRIVER 1.25A
- FU8 - CLEANER MOTOR/DRIVER 3.2A
- FU9 - SQUEEGEE MOTOR 3.2A
- FU10 - DUSTER UNWIND MOTOR 3.2A
- FU11 - BRUSH LIFT MOTOR 3.2A
- FU12 - UNWIND MOTOR 3.2A
- FU13 - TOUCH SCREEN 0.5A
- FU14 - BATTERY 40A
- FU15 - EMERGENCY BATTERY PACK 40A

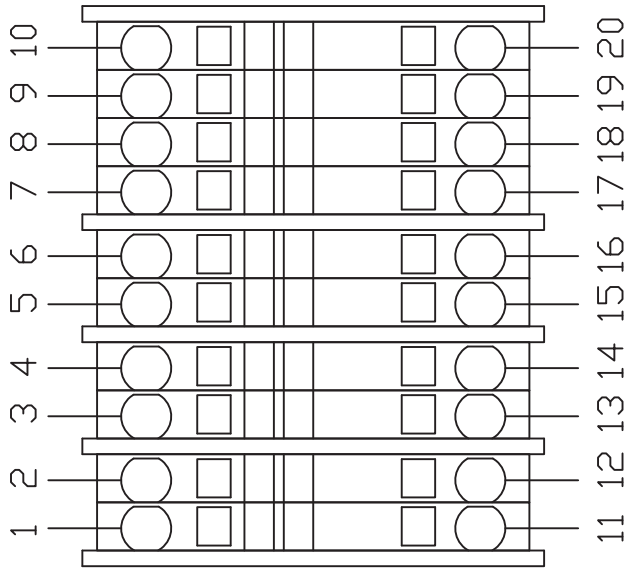


REV	LTR	DATE	DESCRIPTION

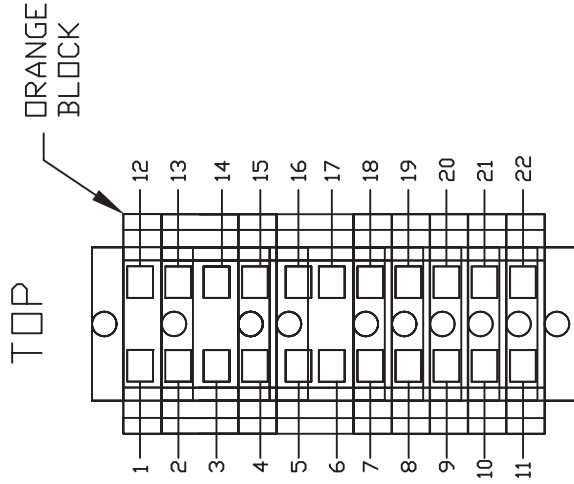
MATERIAL		DESCRIPTION		
N/A		SPEED CONTROL SCHEMATIC		
		KUSTODIAN ION MODEL D		
		DO NOT SCALE DRAWING		
DRAWN BY	DATE	REV	DATE	SIZE
SLS	02/12/09			C
APPROVED:				
HFG				
DOC				
REV				

1981 LONGLEAF BLVD. LAKE WALKER, FL 33869 (865) 754-0600			
KEGEL			
SPEED CONTROL SCHEMATIC			
KUSTODIAN ION MODEL D			
DO NOT SCALE DRAWING			
		SIZE	17-5400D
		SCALE	N/A
		SHEET	4 OF 22

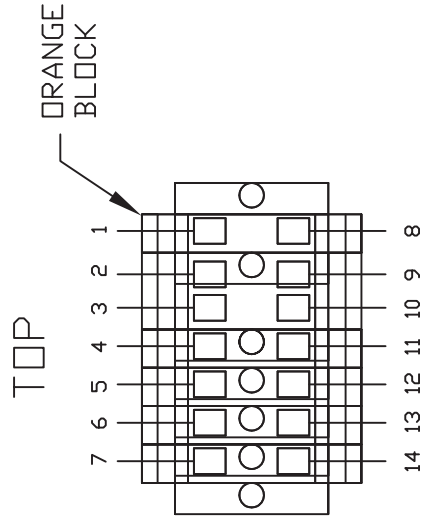
TB1



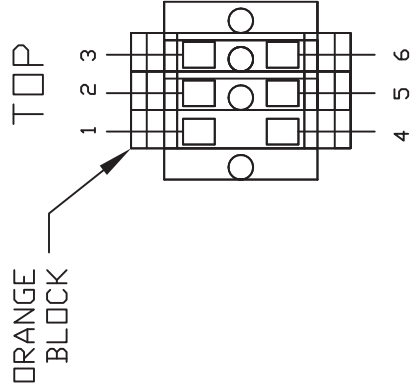
TB2



TB3



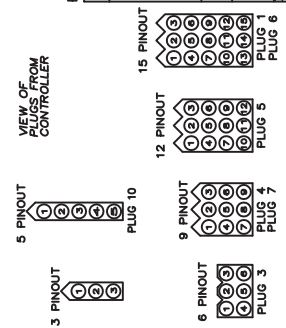
TB5



- LEGEND**
- PL1 - MAIN PLUG - 10-PIN SIDE (15)
  - PL2 - DRIVE SPEED BOARD PLUG (6)
  - PL3 - PLC INPUT PLUG - 10-PIN SIDE (9)
  - PL4 - PLC INPUT PLUG - 7-PIN SIDE (12)
  - PL5 - MAIN PLUG - 7-PIN SIDE (15)
  - PL6 - WATER PUMP SPEED BOARD (9)
  - PL7 -
  - PL8 -
  - PL9 -
  - PL10 - BUFFER MOTOR (5)
  - TB1 - TERMINAL BLOCK 1 (MAIN)
  - TB2 - TERMINAL BLOCK 2 (10-PIN SIDE)
  - TB3 - TERMINAL BLOCK 3 (7-PIN SIDE)
  - TB4 -
  - TB5 - TERMINAL BLOCK 5 (HANDLE)
  - PP1 - CHARGING PLUG
  - PP2 - EMERGENCY BATTERY PACK PLUG

- CR1 - BUFFER BRUSH MOTOR RELAY
- CR2 - OIL VALVE RELAY
- CR3 - BRUSH LIFT MOTOR RELAY
- CR4 - SQUEEGEE LIFT MOTOR RELAY
- CR5 - MUSTER UNWIND MOTOR RELAY
- CR6 - MUSTER UNWIND MOTOR RELAY
- CR7 - FORWARD DRIVE RELAY
- CR8 - REVERSE DRIVE RELAY
- CR9 - VACUUM MOTOR RELAY
- CR10 - POWER INTERRUPT RELAY

- FU1 - PLC INPUT POWER 0.5A
- FU2 - PLC OUTPUT COMMONS 0.5A
- FU3 - VACUUM MOTOR 20A
- FU4 - OIL PUMP MOTOR/DRIVER 1.25A
- FU5 - DRIVE MOTOR 7.5A
- FU6 - BUFFER MOTOR 10A
- FU7 - OIL HEAD MOTOR/DRIVER 1.25A
- FU8 - CLEANER MOTOR/DRIVER 3.2A
- FU9 - SQUEEGEE MOTOR 3.2A
- FU10 - MUSTER UNWIND MOTOR 3.2A
- FU11 - BRUSH LIFT MOTOR 3.2A
- FU12 - UNWIND MOTOR 0.5A
- FU13 - BATTERY 40A
- FU14 - BATTERY 40A
- FU15 - EMERGENCY BATTERY PACK 40A



REV	LTR	DATE	DESCRIPTION

<b>MATERIAL</b>		NA	
<b>DESCRIPTION</b>		KEGEL TERMINAL BLOCK LAYOUT	
<b>DRAWN BY</b>	SLS	<b>DATE</b>	02/12/09
<b>APPROVED:</b>	HFG	<b>REV DATE</b>	
<b>KEY</b>	REV	<b>SIZE</b>	C
<b>SCALE</b>	N/A	<b>SHEET</b>	5 OF 22

1981 LONGLEAF BLVD.  
LAKE WALKER, FL 33669  
(888) 734-0200

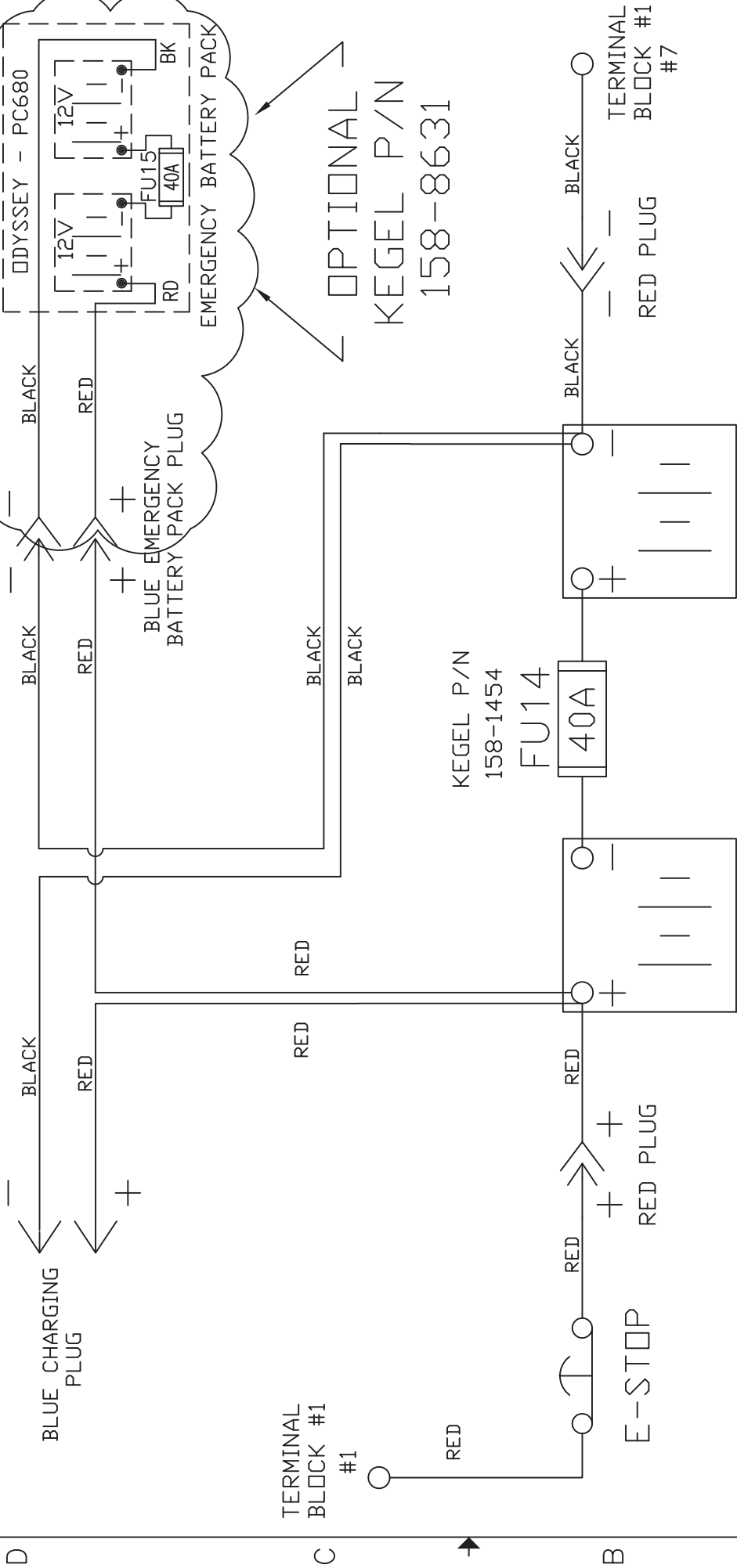


REV LTR	DATE	DESCRIPTION
B	06/21/11	REMOVED AWG NOTES E/C# 350

2

3

4



# ODYSSEY BATTERIES

MATERIAL	N/A	THE KEGEL CO.	1951 LONGLEAF BLVD. LAKE WALES, FL 33869
DESCRIPTION	BATTERIES, E.B.P & E-STOP WIRING		
DRAWN BY	SLS	DATE	02/12/09
APPROVED:	HFG	REV DATE	06/21/11
SIZE	A	QTY/MACHINE PART NUMBER	N/A
SCALE	N/A		17-5400D
DOC REV	B	SCALE	N/A
		SHEET	6 OF 22

TOLERANCES - U.O.S.
3 DECIMAL = ±.003
2 DECIMAL = ±.010
1 DECIMAL = ±.030

2

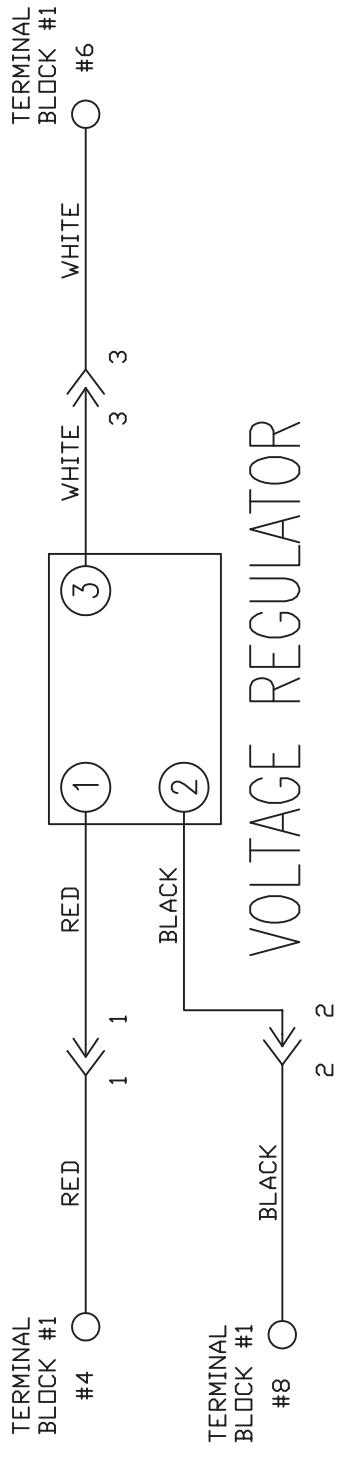
3

4

1

4 3 2 1

REV LTR	DATE	DESCRIPTION



# VOLTAGE REGULATOR

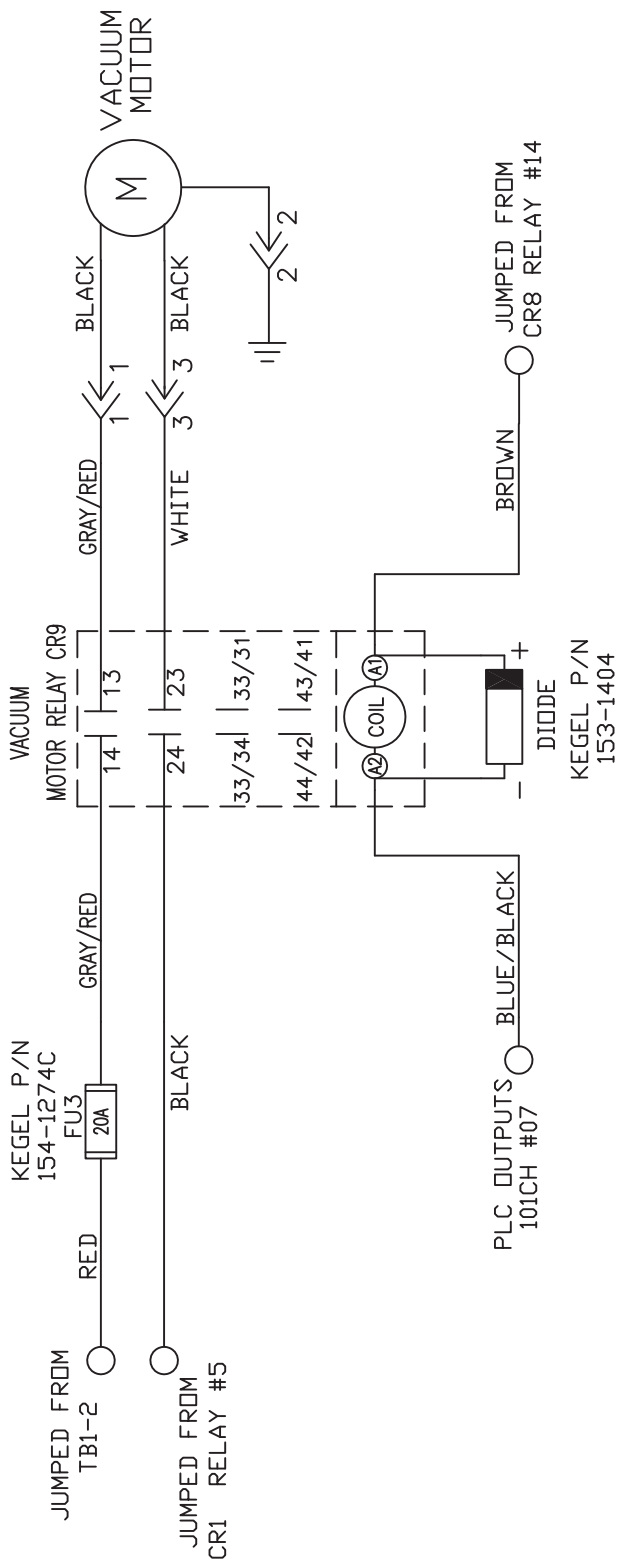
MATERIAL		1951 LONGLEAF BLVD. LAKE WALES, FL 33869	
N/A		THE KEGEL CO. (868) 734-0200	
DRAWN BY	DATE	DESCRIPTION	
SLS	02/12/09	VOLTAGE REGULATOR WIRING	
APPROVED:	REV DATE	KUSTODIAN ION MODEL D	
HFG		DO NOT SCALE DRAWING	
DOC		SIZE	QTY/MACHINE   PART NUMBER
REV		A	N/A   17-5400D
		SCALE	N/A   SHEET 7 OF 22

TOLERANCES - U.O.S.	
3	DECIMAL = ±.003
2	DECIMAL = ±.010
1	DECIMAL = ±.030

4 3 2 1

4 3 2 1

D C B A

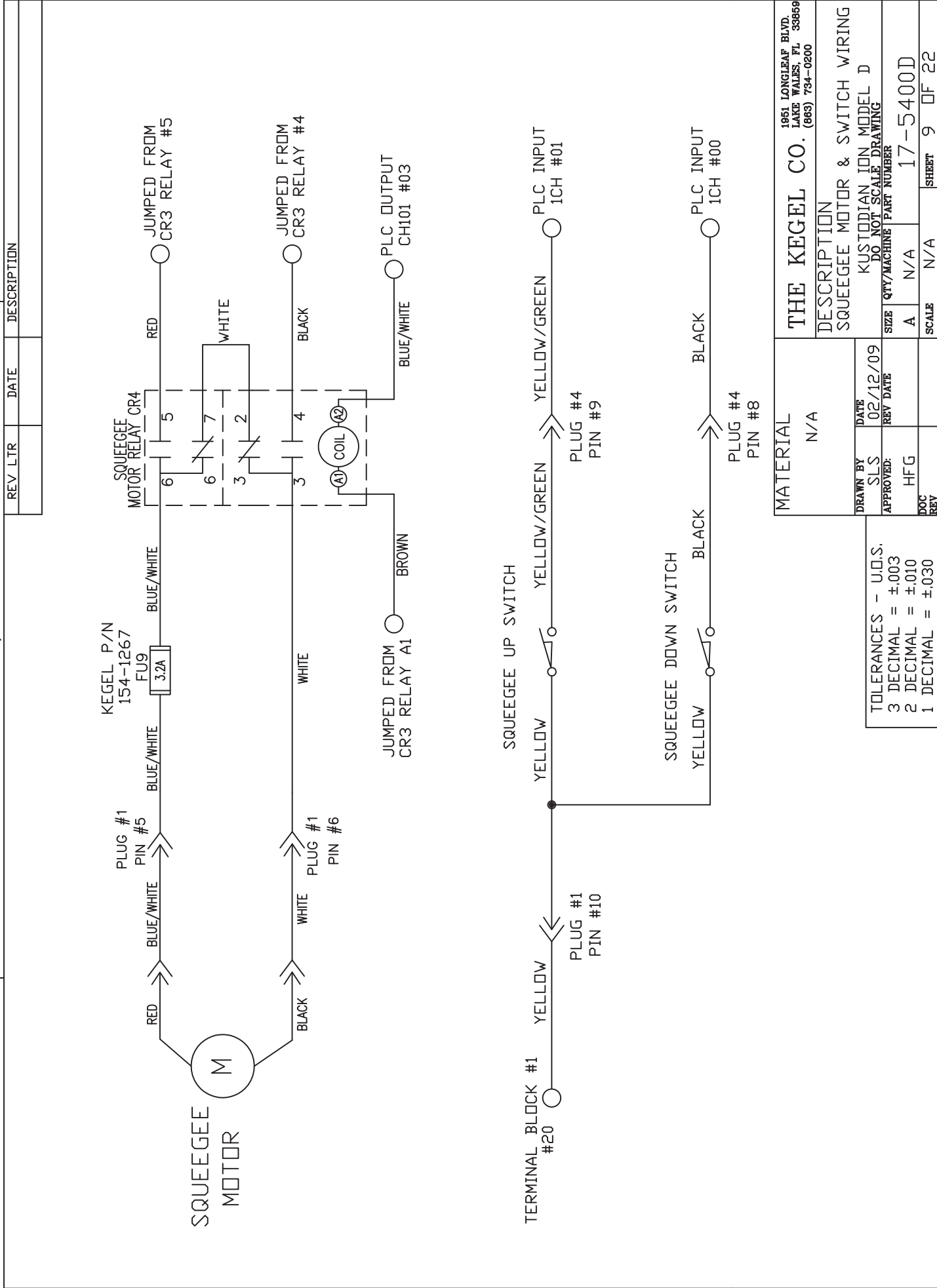


MATERIAL		THE KEGEL CO. 1951 LONGLEAF BLVD. LAKE WALES, FL 33859	
N/A		DESCRIPTION	
DRAWN BY SLS		VACUUM MOTOR WIRING	
DATE 02/12/09		KUSTODIAN ION MODEL D	
APPROVED: HFG		DO NOT SCALE DRAWING	
REV DATE		SIZE	QTY/MACHINE PART NUMBER
		A	N/A 17-5400D
DOC REV		SCALE	N/A
			SHEET 8 OF 22

TOLERANCES - U.O.S.  
 3 DECIMAL = ±.003  
 2 DECIMAL = ±.010  
 1 DECIMAL = ±.030

4 3 2 1

4 3 2 1



REV LTR	DATE	DESCRIPTION

MATERIAL		1951 LONGLEAF BLVD. LAKE WALES, FL 33869	
N/A		THE KEGEL CO. (888) 734-0200	
DRAWN BY	DATE	DESCRIPTION	
SLS	02/12/09	SQUEEGEE MOTOR & SWITCH WIRING	
APPROVED:	REV DATE	KUSTODIAN ION MODEL D	
HFG		DO NOT SCALE DRAWING	
DOC		SIZE	QTY/MACHINE PART NUMBER
REV		A	N/A 17-5400D
		SCALE	N/A SHEET 9 OF 22

TOLERANCES - U.O.S.

3 DECIMAL = ±.003

2 DECIMAL = ±.010

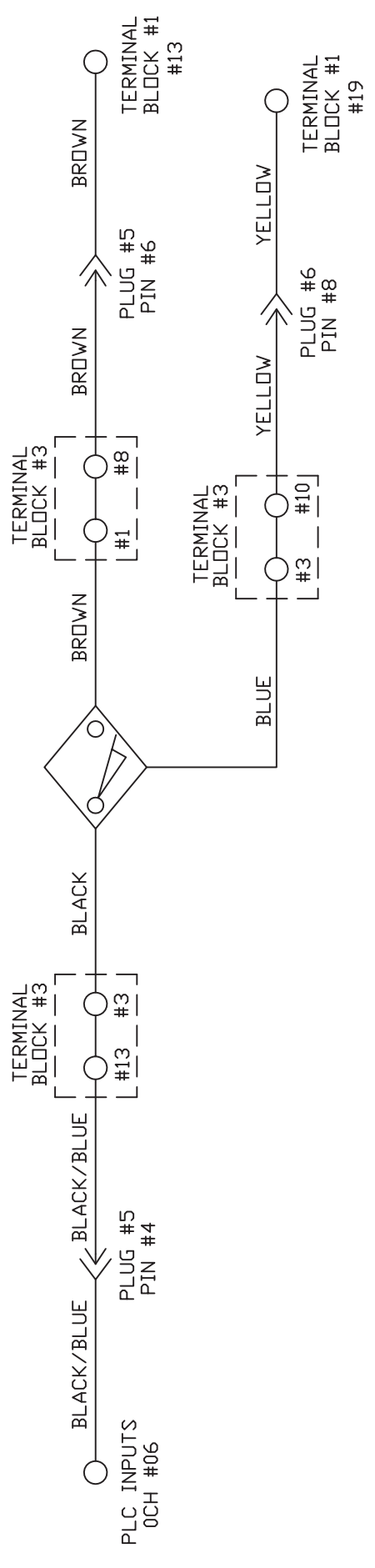
1 DECIMAL = ±.030

1 2 3 4

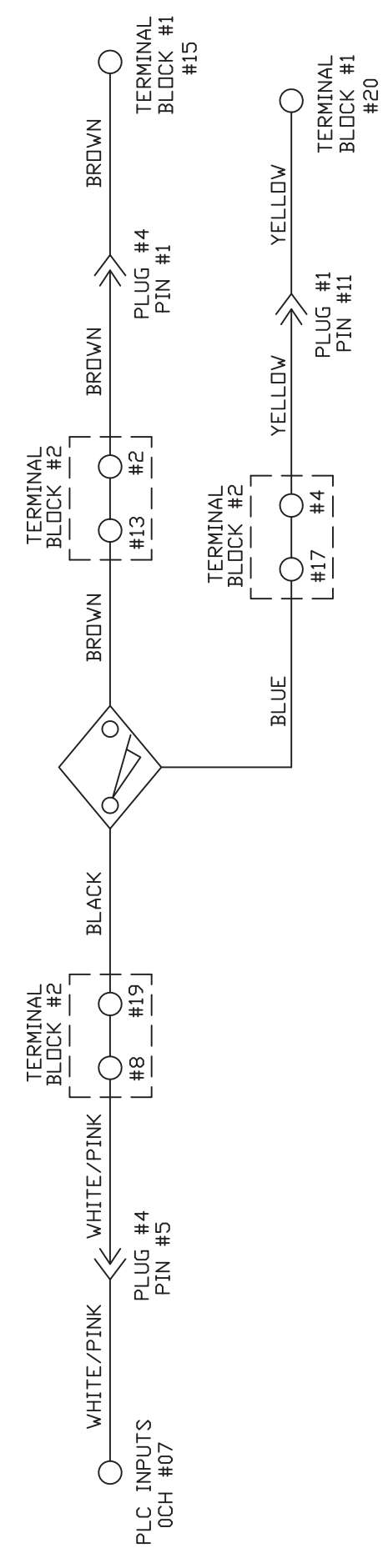
4 3 2 1

REV LTR	DATE	DESCRIPTION

### SPEED TACH PROX



### LANE DISTANCE PROX

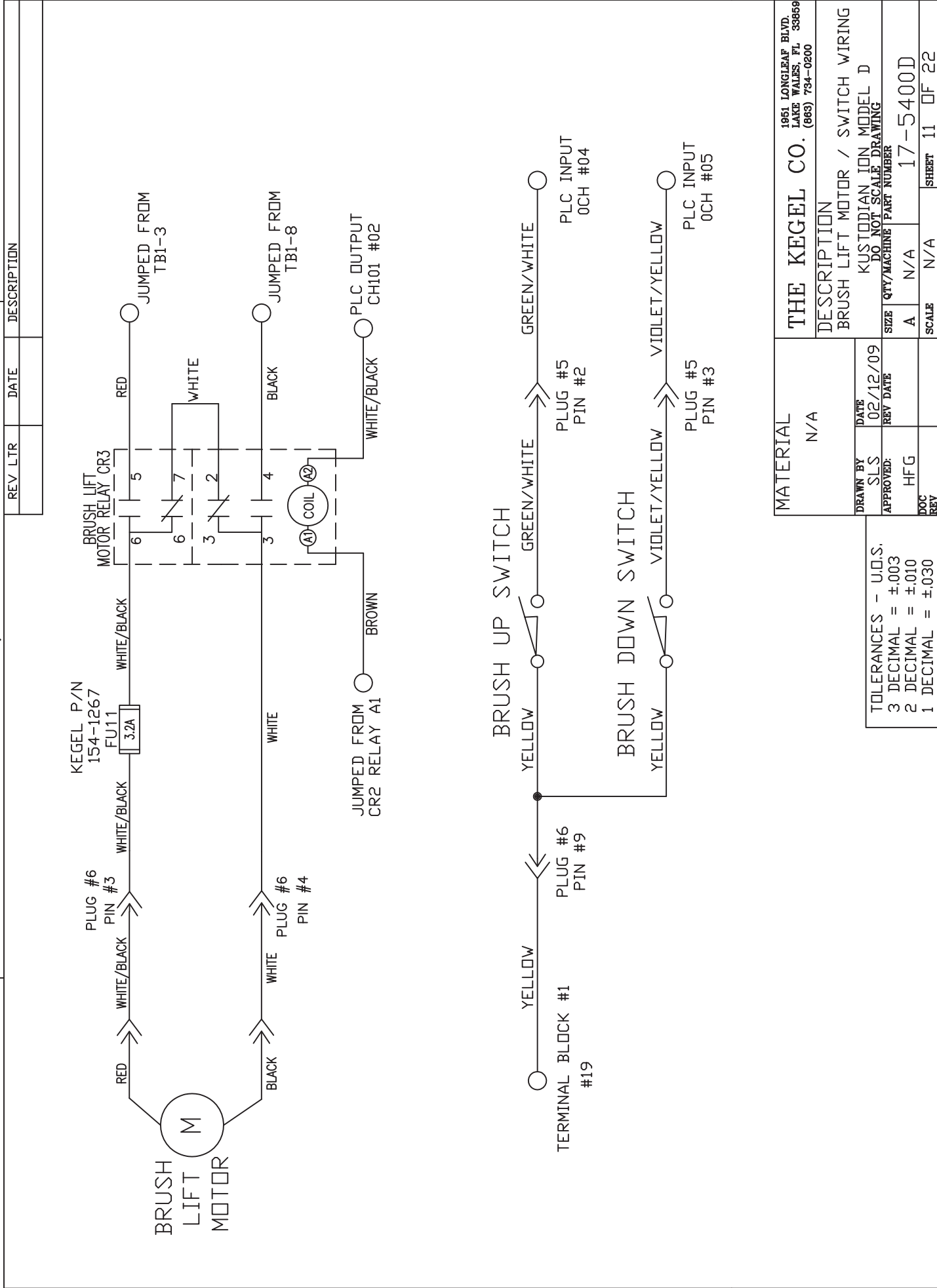


MATERIAL		1951 LONGLEAF BLVD. LAKE WALES, FL 33869	
N/A		THE KEGEL CO. (869) 734-0200	
DESCRIPTION			
SPEED TACH / LANE DISTANCE WIRING			
KUSTODIAN ION MODEL D			
DO NOT SCALE DRAWING			
SIZE	QTY/MACHINE	PART NUMBER	
A	N/A	17-5400D	
SCALE	N/A	SHEET	10 OF 22

TOLERANCES - U.O.S.	
3	DECIMAL = ±.003
2	DECIMAL = ±.010
1	DECIMAL = ±.030

4 3 2 1

4 3 2 1



REV	LTR	DATE	DESCRIPTION

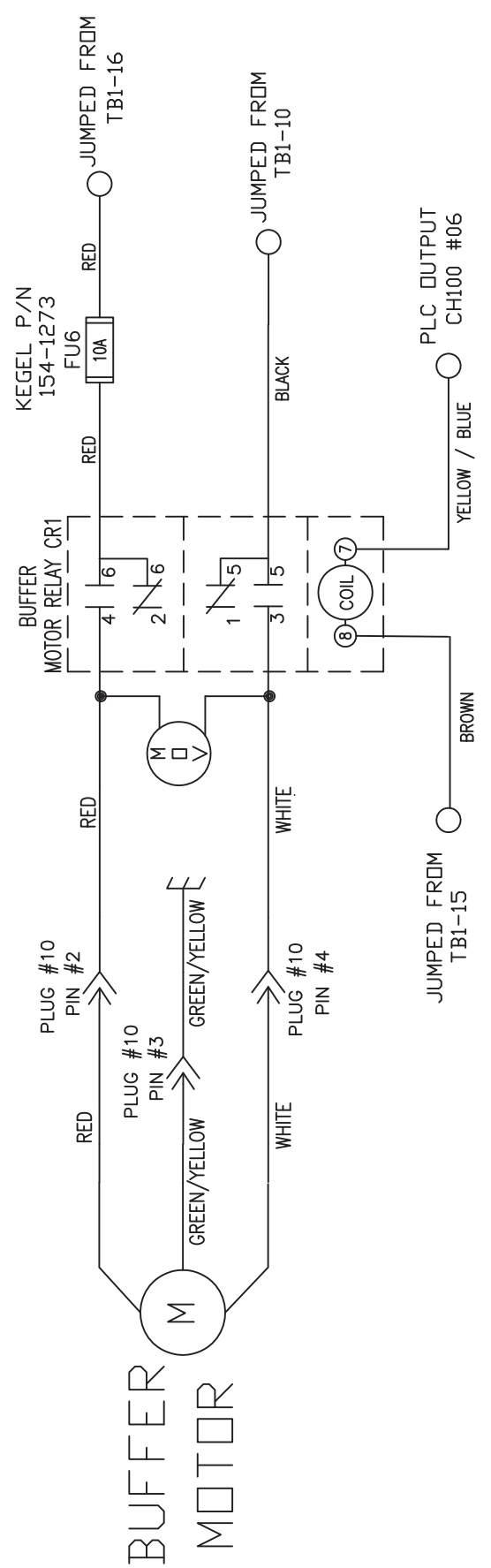
MATERIAL		1951 LONGLEAF BLVD. LAKE WALES, FL 33869	
N/A		THE KEGEL CO.	
DESCRIPTION		BRUSH LIFT MOTOR / SWITCH WIRING	
DRAWN BY		KUSTODIAN ION MODEL D	
DATE		DO NOT SCALE DRAWING	
SLS		SIZE	
02/12/09		QTY/MACHINE PART NUMBER	
APPROVED:		A N/A	
HFG		SCALE	
17-5400D		N/A	
DOC		SHEET	
REV		11 OF 22	

TOLERANCES - U.O.S.	
3	DECIMAL = ±.003
2	DECIMAL = ±.010
1	DECIMAL = ±.030

1 2 3 4

4 3 2 1

REV LTR	DATE	DESCRIPTION

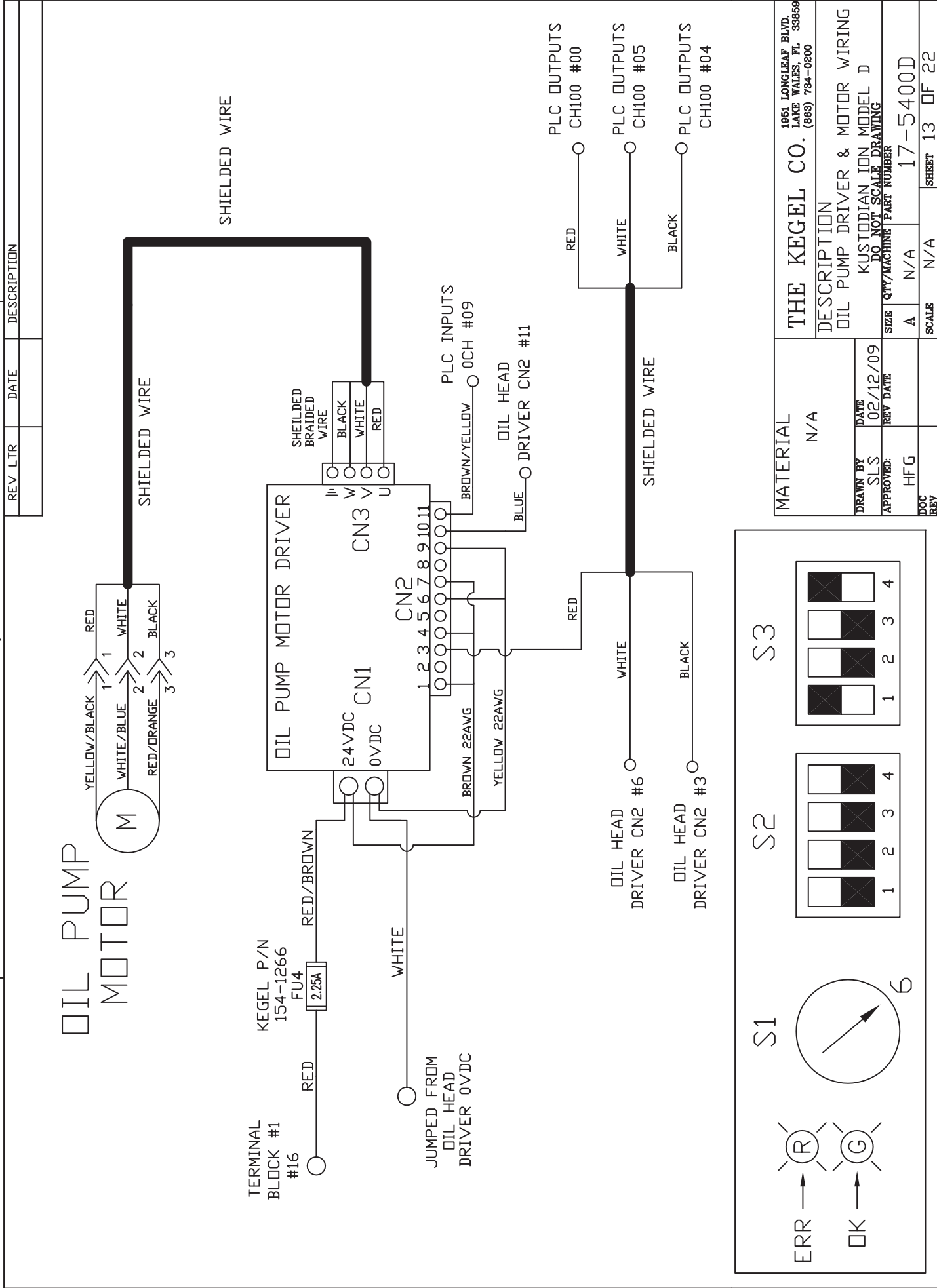


MATERIAL		1951 LONGLEAF BLVD. LAKE WALES, FL 33869	
N/A		THE KEGEL CO. (888) 734-0200	
DESCRIPTION		BUFFER MOTOR WIRING	
DRAWN BY		KUSTODIAN ION MODEL D	
DATE		DO NOT SCALE DRAWING	
SLS		02/12/09	
APPROVED:		REV DATE	
HFG			
DOC		SIZE QTY/MACHINE PART NUMBER	
REV		A N/A 17-5400D	
		SCALE N/A SHEET 12 OF 22	

TOLERANCES - U.O.S.  
 3 DECIMAL = ±.003  
 2 DECIMAL = ±.010  
 1 DECIMAL = ±.030

4 3 2 1

4 3 2 1



REV LTR	DATE	DESCRIPTION

ERR → (R)

OK → (G)

S1

6

S2

1 2 3 4

S3

1 2 3 4

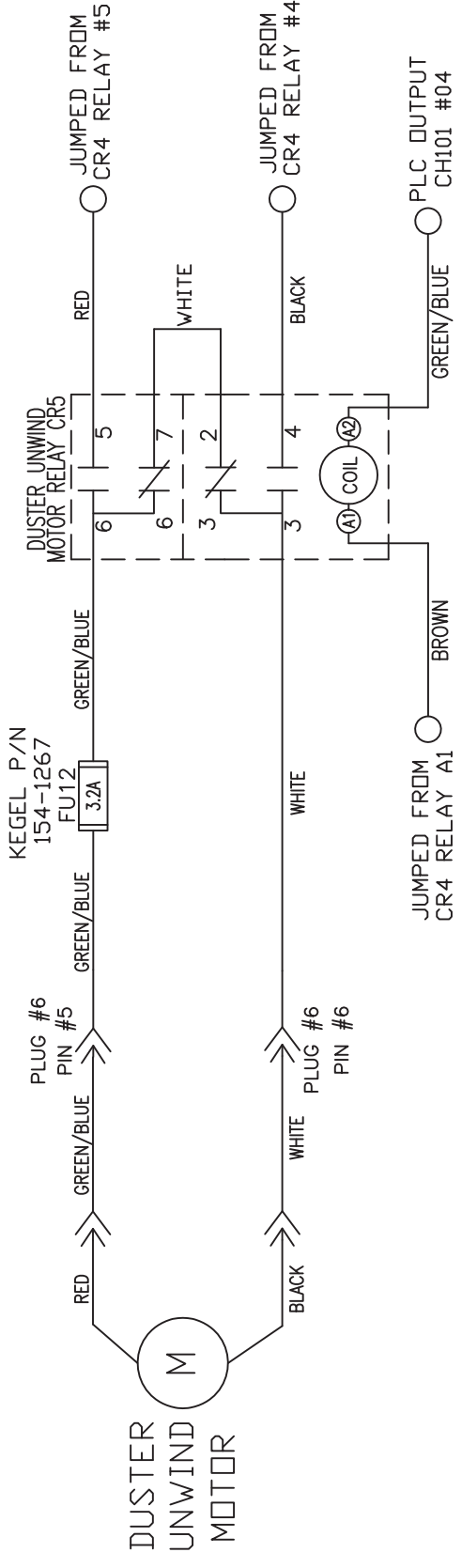
MATERIAL		THE KEGEL CO.		1951 LONGLEAF BLVD. LAKE WALES, FL 33869	
N/A		DESCRIPTION		OIL PUMP DRIVER & MOTOR WIRING	
DRAWN BY	DATE	SIZE	QTY/MACHINE	PART NUMBER	SCALE
SLS	02/12/09	DO NOT SCALE DRAWING		17-5400D	N/A
APPROVED:	REV DATE				
HFG					
DOC REV					
					SHEET 13 OF 22

4 3 2 1



4 3 2 1

D C B A

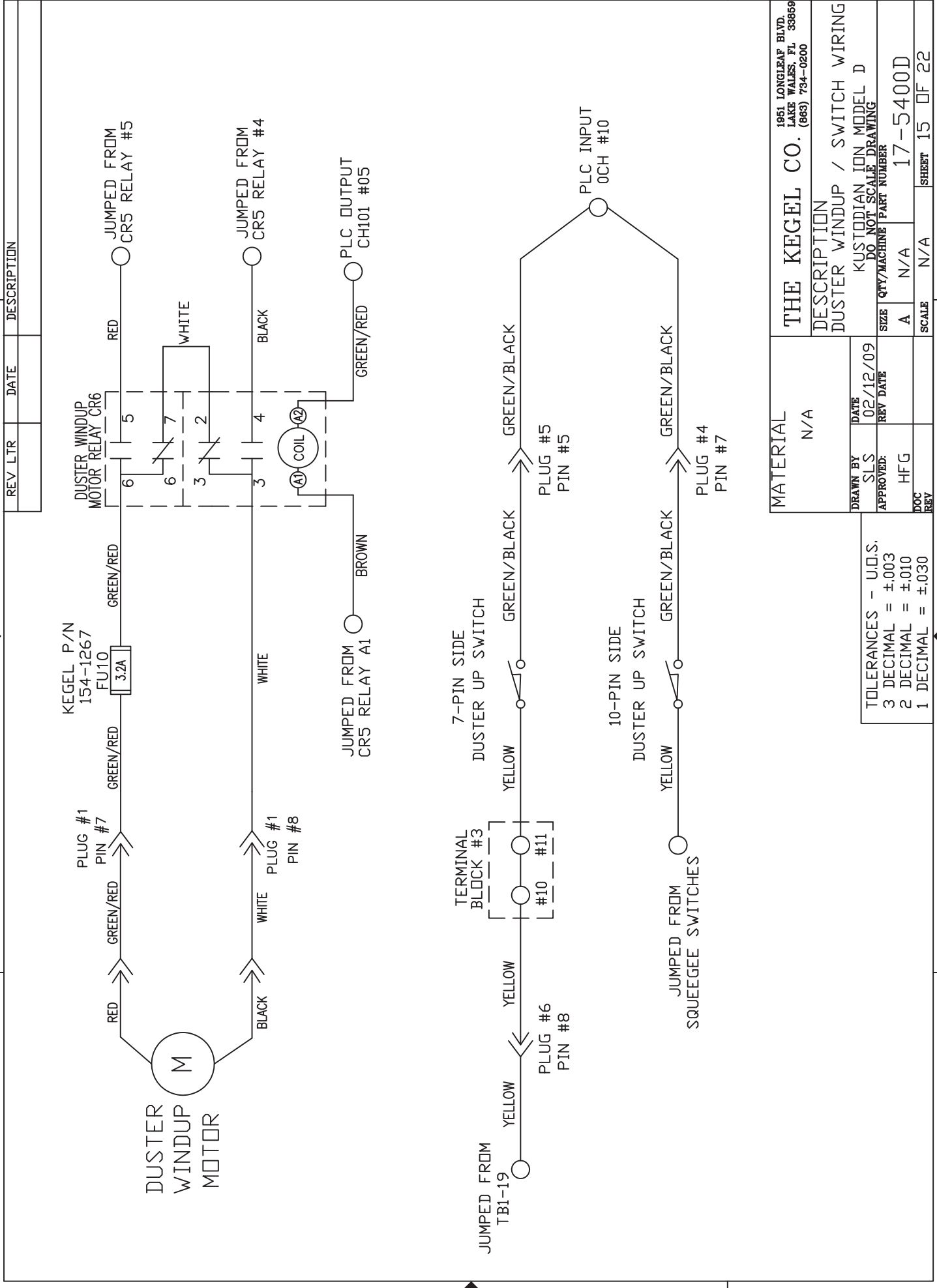


MATERIAL		1951 LONGLEAF BLVD. LAKE WALES, FL 33869	
N/A		THE KEGEL CO. (888) 734-0200	
DRAWN BY	DATE	DESCRIPTION	
SLS	02/12/09	DUSTER UNWIND MOTOR WIRING	
APPROVED:	REV DATE	KUSTODIAN ION MODEL D DO NOT SCALE DRAWING	
HFG		SIZE	QTY/MACHINE PART NUMBER
		A	N/A 17-5400D
DOC		SCALE	N/A
REV			SHEET 14 OF 22

TOLERANCES - U.O.S.	
3	DECIMAL = ±.003
2	DECIMAL = ±.010
1	DECIMAL = ±.030

4 3 2 1

4 3 2 1



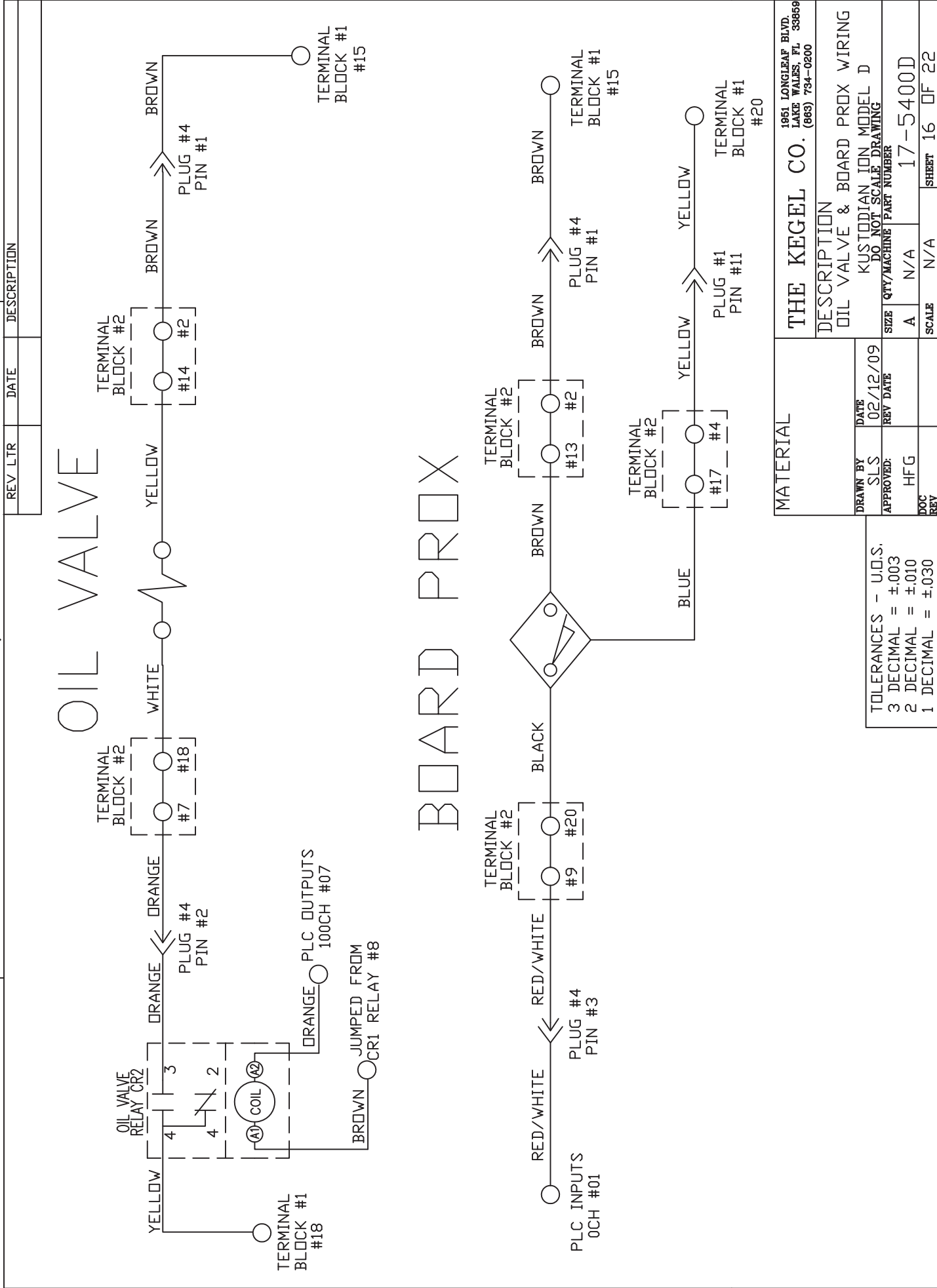
REV LTR	DATE	DESCRIPTION

MATERIAL		N/A	
DESCRIPTION		DUSTER WINDUP / SWITCH WIRING	
DRAWN BY		SLS	
DATE		02/12/09	
APPROVED:		HFG	
REV			
SIZE		A	
QTY/MACHINE		N/A	
PART NUMBER		17-5400D	
SCALE		N/A	
SHEET		15 OF 22	

TOLERANCES - U.O.S.  
 3 DECIMAL = ±.003  
 2 DECIMAL = ±.010  
 1 DECIMAL = ±.030

4 3 2 1

4 3 2 1



# OIL VALVE

# BOARD PROX

REV LTR DATE DESCRIPTION

MATERIAL		1951 LONGLEAF BLVD. LAKE WALES, FL 33869	
DESCRIPTION		OIL VALVE & BOARD PROX WIRING	
DRAWN BY		SLS	
DATE		02/12/09	
APPROVED:		HFG	
REV		DOC	
REV		REV	
SCALE		N/A	
SHEET		16 OF 22	

TOLERANCES - U.O.S.  
 3 DECIMAL = ±.003  
 2 DECIMAL = ±.010  
 1 DECIMAL = ±.030

4 3 2 1

REV LTR	DATE	DESCRIPTION

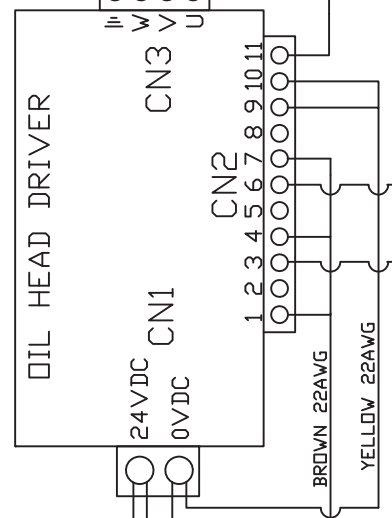
# OIL HEAD MOTOR



JUMPED FROM OIL PUMP FUSE  
 KEGEL P/N 154-1266  
 FU7 2.25A

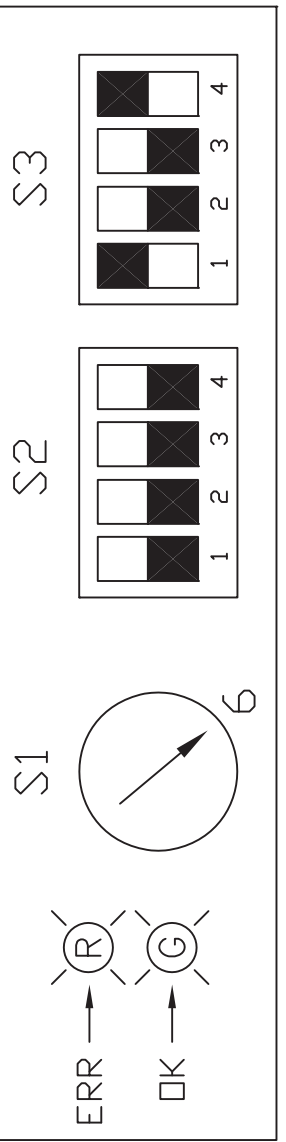


JUMPED FROM TB1-17



OIL PUMP MOTOR DRIVER CN2 #10

OIL PUMP MOTOR DRIVER CN2 #3

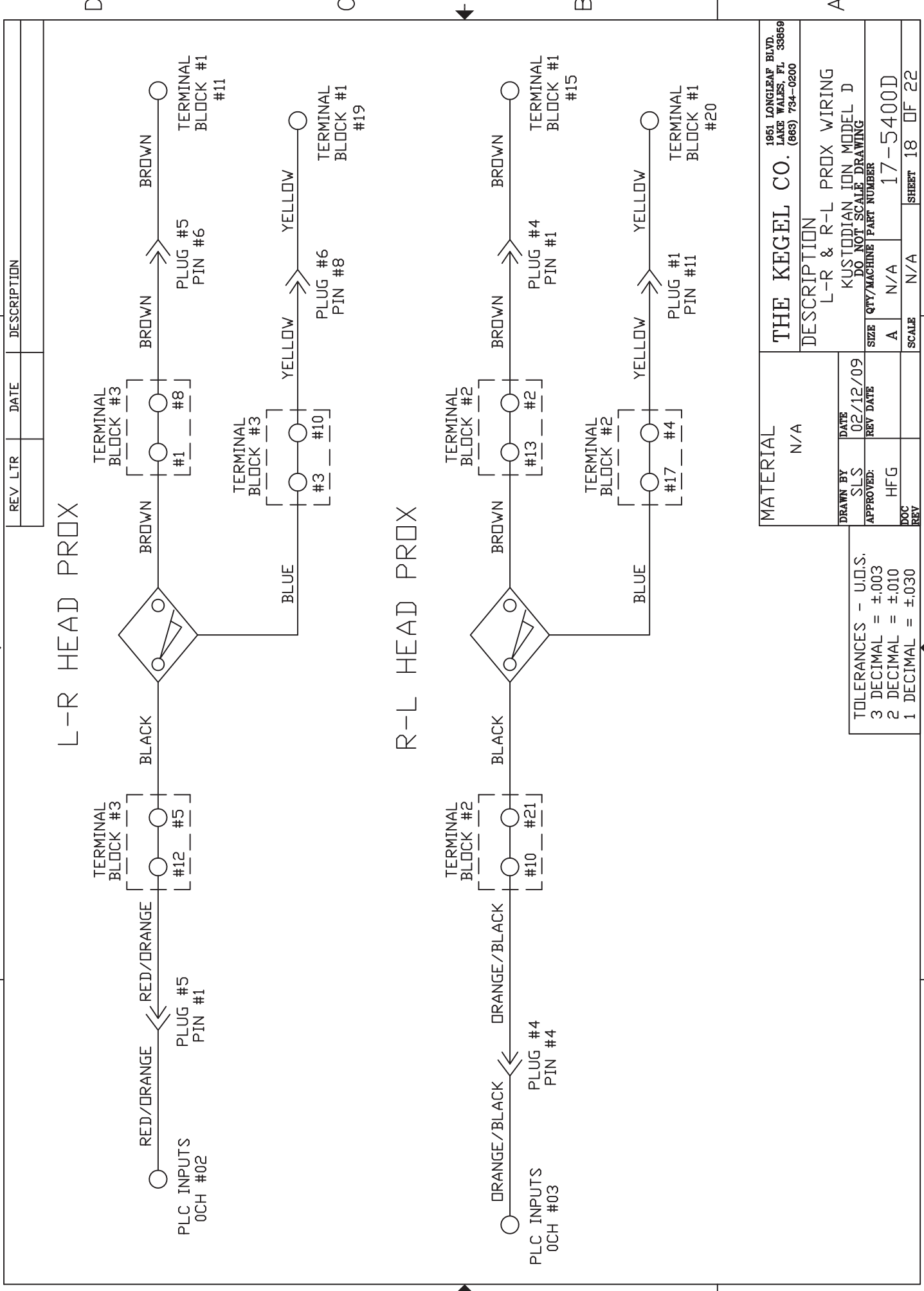


SHIELDED WIRE

SHIELDED WIRE

MATERIAL	N/A	THE KEGEL CO.	1951 LONGLEAF BLVD. LAKE WALES, FL 33859
DESCRIPTION	OIL HEAD DRIVER & MOTOR WIRING		
DRAWN BY	SLS	DATE	02/12/09
APPROVED:	HFG	REV DATE	
SIZE	A	QTY/MACHINE	17-5400D
SCALE	N/A	SHEET	17 OF 22

4 | 3 | 2 | 1



L-R HEAD PROX

R-L HEAD PROX

REV LTR	DATE	DESCRIPTION

MATERIAL N/A		1951 LONGLEAF BLVD. LAKE WALES, FL 33869	
DESCRIPTION L-R & R-L PROX WIRING			
KUSTODIAN ION MODEL D DO NOT SCALE DRAWING			
DRAWN BY SLS	DATE 02/12/09	SIZE A	QTY/MACHINE PART NUMBER 17-5400D
APPROVED: HFG	REV DATE	SCALE N/A	SHEET 18 OF 22
DOC REV			

TOLERANCES - U.O.S.

3 DECIMAL = ±.003

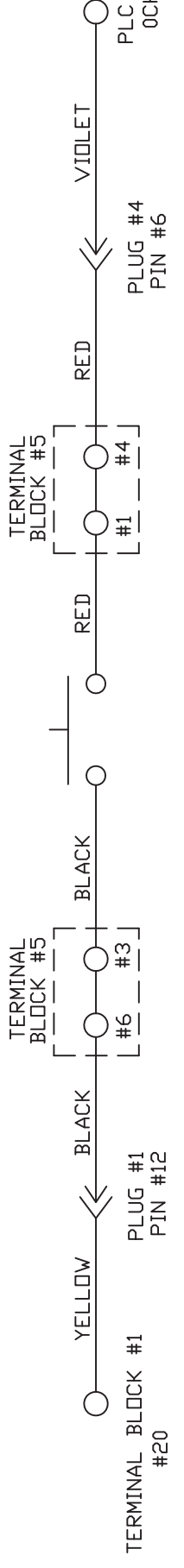
2 DECIMAL = ±.010

1 DECIMAL = ±.030

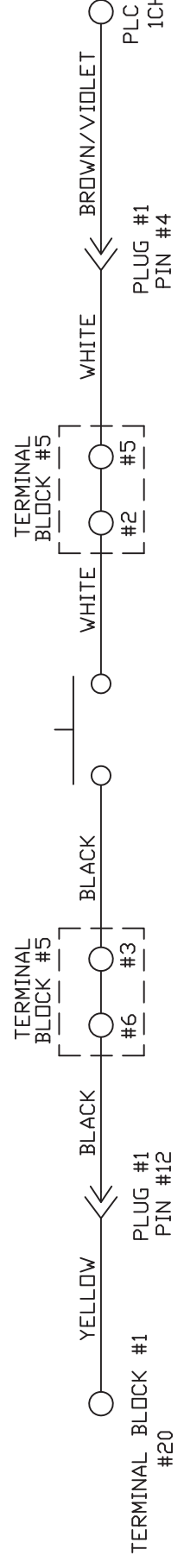
4 3 2 1

REV LTR	DATE	DESCRIPTION

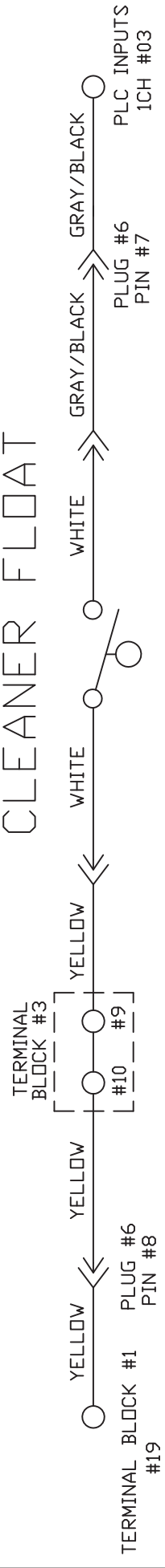
# START BUTTON



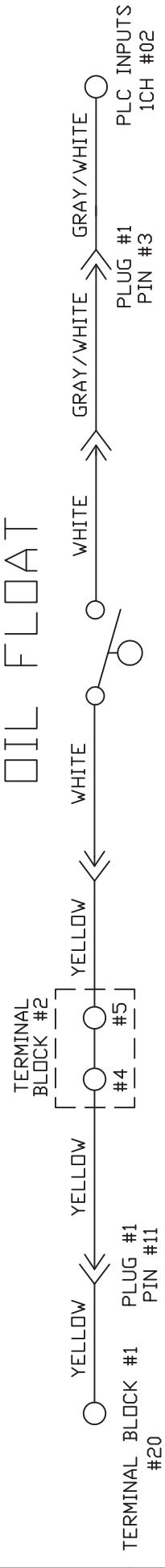
# PRESOAK BUTTON



# CLEANER FLOAT



# OIL FLOAT



MATERIAL		1951 LONGLEAF BLVD. LAKE WALES, FL 33869	
N/A		THE KEGEL CO. (866) 734-0200	
DRAWN BY	DATE	DESCRIPTION	
SLS	02/12/09	START BUTTON, PRESOAK BUTTON, CLEANER FLOAT & OIL FLOAT DO NOT SCALE DRAWING	
APPROVED:	REV DATE	SIZE	QTY/MACHINE PART NUMBER
HFG		A	N/A
DOC		SCALE	N/A
REV		SHEET	19 OF 22

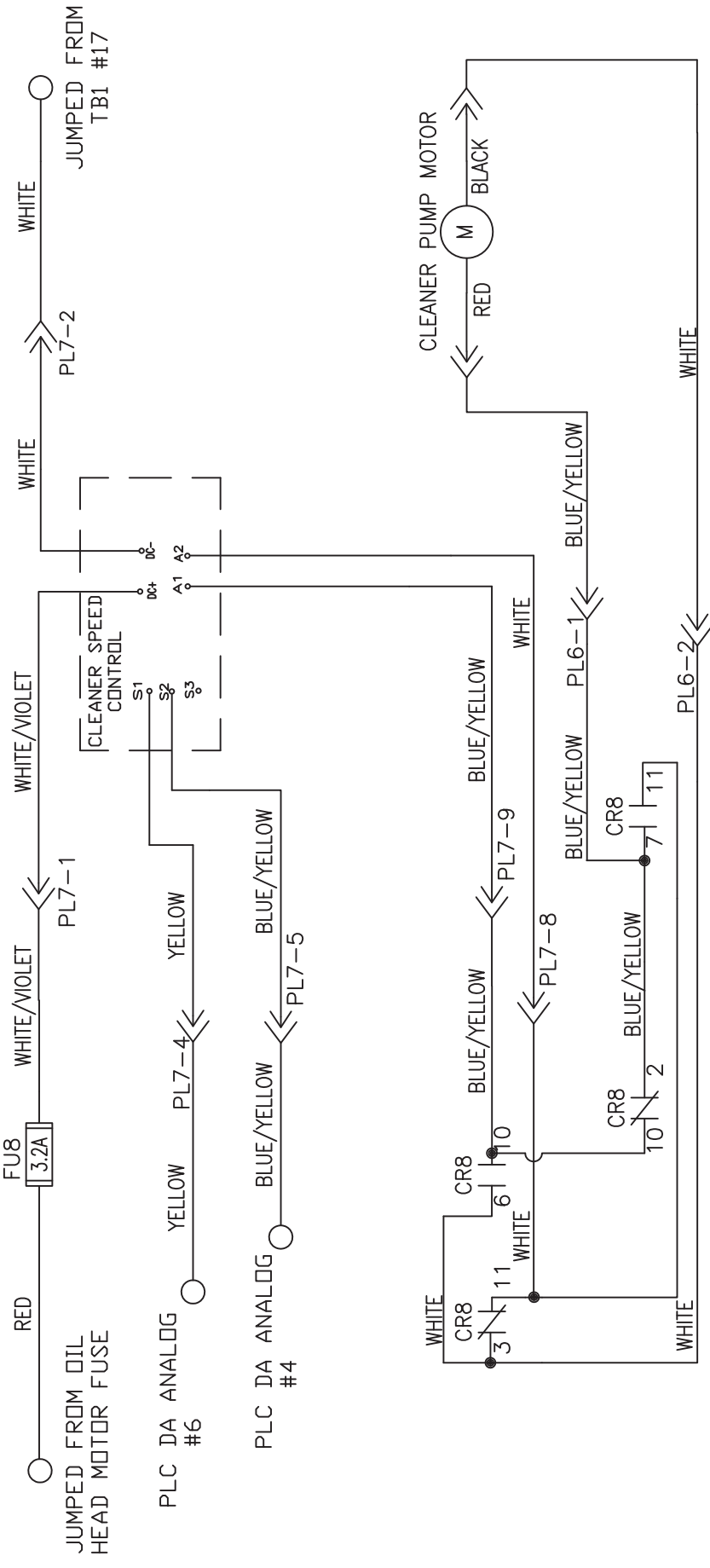
TOLERANCES - U.O.S.	
3	DECIMAL = ±.003
2	DECIMAL = ±.010
1	DECIMAL = ±.030

4 3 2 1

4 3 2 1

D C B A

KEGEL P/N  
154-1267



REV LTR	DATE	DESCRIPTION

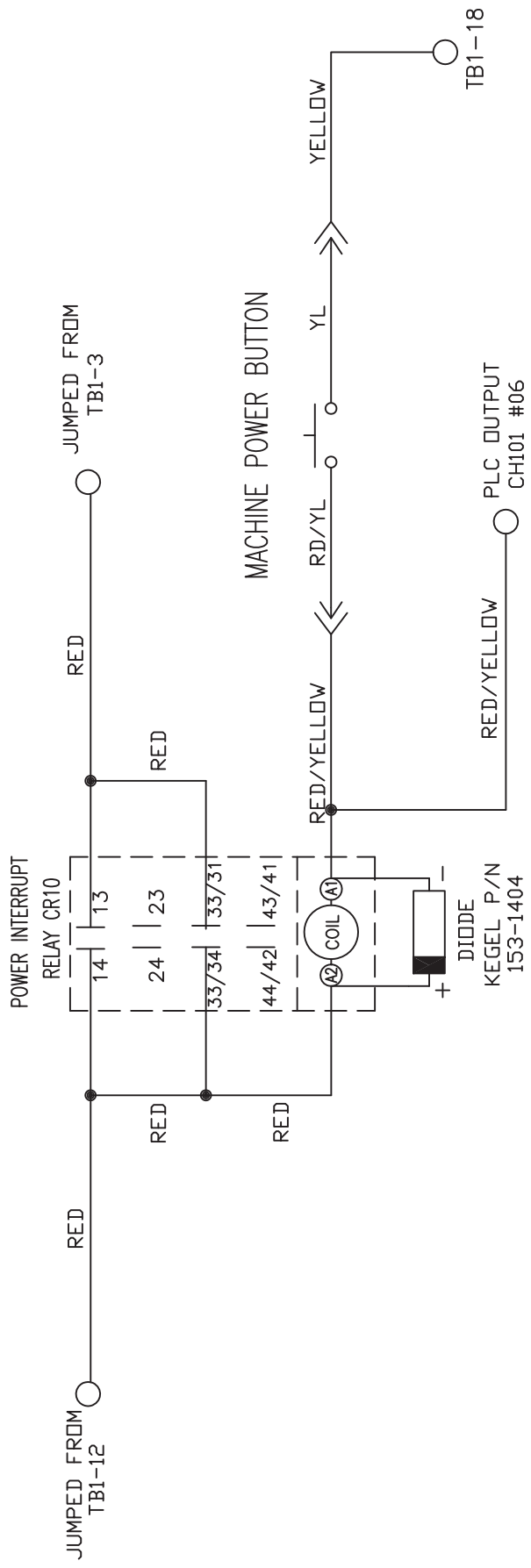
MATERIAL		1951 LONGLEAF BLVD. LAKE WALES, FL 33869	
N/A		THE KEGEL CO. (888) 734-0200	
DRAWN BY	DATE	DESCRIPTION	
SLS	02/12/09	CLEANER SPEED CONTROL WIRING	
APPROVED:	REV DATE	KUSTODIAN ION MODEL D DO NOT SCALE DRAWING	
HFG		SIZE	QTY/MACHINE PART NUMBER
		A	N/A 17-5400D
DOC		SCALE	N/A
REV		SHEET	20 OF 22

TOLERANCES - U.O.S.	
3	DECIMAL = ±.003
2	DECIMAL = ±.010
1	DECIMAL = ±.030

4 3 2 1

4 3 2 1

D C B A



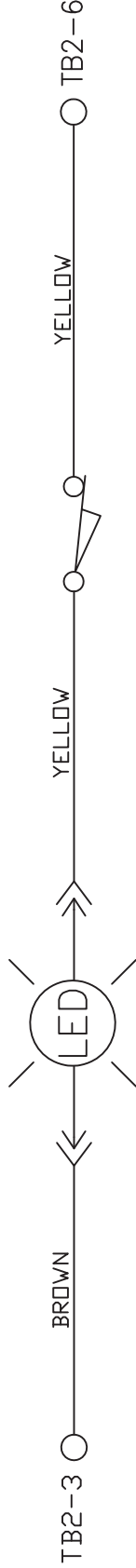
MATERIAL		1951 LONGLEAF BLVD. LAKE WALES, FL 33869	
N/A		THE KEGEL CO. (888) 734-0200	
DRAWN BY	DATE	DESCRIPTION	
SLS	02/12/09	POWER INTERRUPT RELAY WIRING	
APPROVED:	REV DATE	KUSTODIAN ION MODEL D	
HFG		DO NOT SCALE DRAWING	
DOC	REV	SIZE	QTY/MACHINE PART NUMBER
		A	N/A 17-5400D
		SCALE	N/A SHEET 21 OF 22

TOLERANCES - U.O.S.  
 3 DECIMAL = ±.003  
 2 DECIMAL = ±.010  
 1 DECIMAL = ±.030

3 2 1



# LED TANK LIGHT SWITCH



DRAWN BY		DATE	
SLS		06/21/11	
APPROVED:		REV DATE	
HFG			
MATERIAL		DESCRIPTION	
N/A		LED TANK LIGHT WIRING	
KUSTODIAN ION MODEL D		DO NOT SCALE DRAWING	
SIZE	QTY/MACHINE	PART NUMBER	
A	N/A	17-5400D	
SCALE	N/A	SHEET 24	OF 24

TOLERANCES - U.O.S.	
3 DECIMAL	= ±.003
2 DECIMAL	= ±.010
1 DECIMAL	= ±.030

D

C

B

A

D

C

B

A

## Attaching Parts List

The following pages will help you find fasteners and other attaching parts to help you maintain your lane machine. If you require help finding a part please call (800) 280-2695 or (863) 734-0200.

Visit [www.kegel.net](http://www.kegel.net) for the latest upgrades, parts lists and more. Parts are subject to change.

**ATTACHING PARTS LIST**

Rev 10:12

FIGURE NUMBER	INDEX NUMBER	WALKER PART NUMBER	ION PART NUMBER	PART NAME & DESCRIPTION	QUANTITY NEEDED
1	1	158-6672-2850	158-6672-2911	REAR WALL	1
		ATTACHING PARTS			
		153-2052	153-2052	HHCS - 1/4-20 X 7/8	6
		153-2004	153-2004	FLAT WASHER - 1/4	12
		153-2014	153-2014	LOCK WASHER - 1/4	6
		153-2023	153-2023	HEX NUT - 1/4-20	6
1	3	154-8839	154-8839	BUFFER IDLER ASSEMBLY	1
		ATTACHING PARTS			
		153-2739	153-2739	SHOULDER BOLT - 3/8 X 1 (5/16 THREAD)	1
		154-6841	154-6841	BELT IDLER MOUNT BAR	1
1	4	158-9402	158-9402	PULLEY - 14L050 X 3/4" BORE NO HUB	1
		ATTACHING PARTS			
		153-2707	153-2707	SHCS - 5/16-24 X 3/4	1
		153-2711	153-2711	FENDER WASHER - 5/16	1
1	5	154-6841	154-6841	BELT IDLER MOUNT BAR	1
		ATTACHING PARTS			
		153-2805	153-2805	FHSS - 3/8-16 X 1-1/4	1
		153-2006	153-2006	FLAT WASHER - 3/8	1
		153-2016	153-2016	LOCK WASHER - 3/8	1
		153-2025	153-2025	HEX NUT - 3/8-16	1
1	6	158-8613	158-8641	CHARGER RECEPTACLE DOOR ASSEMBLY	1
		ATTACHING PARTS			
		158-0801	158-0801	BALL KNOB - BLACK	1
		153-2943	153-2943	SPRING HINGE FOR BATTERY DOOR	1
		153-2108	153-2108	DOME RIVET - 1/8	2
1	7	158-9026	158-9026	TIMING BELT 263L050	1
1	8	158-6424	158-6424	SIDE LIFT HANDLE (BATTERY MACHINE)	2
		ATTACHING PARTS			
		153-2503	153-2503	FHSS - 5/16-18 X 1-1/4	2
1	9	158-6241	158-6241	SIDE LIFT HANDLE MOUNT BAR	4
		ATTACHING PARTS			
		153-2014	153-2014	LOCK WASHER - 1/4	2
		153-2052A	153-2052A	BHSS - 1/4-20 X 7/8	2
1	10	154-6221	154-6221	MOUNTING ANGLE-HEAVY CASTER (3 X 3.625)	2 / 4
		ATTACHING PARTS			
		153-2006	153-2006	FLAT WASHER - 3/8	4 / 8
		153-2016	153-2016	LOCK WASHER - 3/8	2 / 4
		153-2025	153-2025	HEX NUT - 3/8-16	2 / 4
		153-2067	153-2067	HHCS - 3/8-16 X 1-1/4	2 / 4
1	11	153-0001	153-0001	TRANSPORT CASTER (3 INCH DUAL WHEEL)	6
		ATTACHING PARTS			
		153-2007	153-2007	FLAT WASHER - 1/2	2
		153-2017	153-2017	LOCK WASHER - 1/2	1
		153-2026	153-2026	HEX NUT - 1/2-13	1
		153-2073A	153-2073A	HHCS - 1/2-13 X 1-1/2	1
1	12	158-6670-2850	158-6670-2911	LEFT SIDE PLATE	1
1	13	153-2952	153-2952	EYEBOLT 3/8-16 1" SHANK 7/8' THREADED	2
		ATTACHING PARTS			
		153-2006	153-2006	FLAT WASHER - 3/8	1
		153-2016	153-2016	LOCK WASHER - 3/8	1
		153-2025	153-2025	HEX NUT - 3/8-16	1
1	14	158-6663	158-6663	LIFT EYEBOLT BRACKET	2
		ATTACHING PARTS			
		153-2805	153-2805	FHSS - 3/8-16 X 1-1/4	2
		153-2006	153-2006	FLAT WASHER - 3/8	2
		153-2016	153-2016	LOCK WASHER - 3/8	2
		153-2025	153-2025	HEX NUT - 3/8-16	2
1	15	154-6827	154-6827	PC RELAY MOUNT PLATE ANGLE -KUSTODIAN	2
		ATTACHING PARTS			
		153-2806	153-2806	FLAT HEAD PHILLIPS - 8-32 X 5/8	2
		153-2002	153-2002	FLAT WASHER - #8	2
		153-2019	153-2019	LOCKNUT - 8-32 (NYLOK)	2
		153-2511	153-2511	SPRING NUT - 8-32	1
1	16	153-2942A	153-2942A	PIANO HINGE - 6 INCHES IN LENGTH	2
		ATTACHING PARTS			
		153-2301	153-2301	MS PHILLIPS - 10-24 X 5/8	3
		153-2208	153-2208	10-24 NYLON LOCKNUT	3
		153-2034	153-2034	ALUMINUM RIVET (0.187 X 0.450 X 0.375)	3
		153-2035	153-2035	BLIND RIVET WASHER - 3/16	3

**ATTACHING PARTS LIST**

Rev 10:12

FIGURE NUMBER	INDEX NUMBER	WALKER PART NUMBER	ION PART NUMBER	PART NAME & DESCRIPTION	QUANTITY NEEDED	
1	17	153-6029	153-6029	MOMENTARY WHEEL HOUSING	2	
		ATTACHING PARTS				
		153-2005	153-2005	FLAT WASHER - 5/16	4	
		153-2015	153-2015	LOCK WASHER - 5/16	2	
		153-2024	153-2024	HEX NUT - 5/16-18	2	
		153-2061	153-2061	HHCS - 5/16-18X1	2	
1	18	153-6006	153-6006	MOMENTARY LANE ROLLER SHAFT	2	
1	19	153-7005R	153-7005R	MOMENTARY WHEEL-RADIUS EDGE (W/BUSHING)	2	
		ATTACHING PARTS				
		153-2049	153-2049	SET SCREW - 8-32 X 3/16	1	
		153-6006	153-6006	MOMENTARY LANE ROLLER SHAFT	1	
1	20	153-1203	-	MICROSWITCH-WITH ROLLER	2	
		ATTACHING PARTS				
		153-2216	-	MS PHILLIPS - 4-40 X 5/8	2	
1	21	158-6653	158-6653	HANDLE END MOUNT	2	
		ATTACHING PARTS				
		153-2602	153-2602	HHCS - 5/16-18 X 3/4	2	
		153-2015	153-2015	LOCK WASHER - 5/16	2	
		153-2005	153-2005	5/16 WASHER	2	
1	22	158-0617	-	SPRING PLUNGER	2	
1	23	158-6652	158-6652	HANDLE BAR	1	
		ATTACHING PARTS				
		153-2061A	153-2061A	BHSS - 5/16-18 X 1	1	
		153-2802	153-2802	FHSS - 5/16-18 X 5/8	2	
		153-2015	153-2015	LOCK WASHER - 5/16	1	
1	24	158-6654	158-6654	HANDLE CENTER MOUNT	1	
		ATTACHING PARTS				
		153-2602	153-2602	HHCS - 5/16-18 X 3/4	2	
		153-2015	153-2015	LOCK WASHER - 5/16	2	
		153-2005	153-2005	5/16 WASHER	2	
1	25	158-6673-2850	158-6673-2911	FRONT WALL - WALKER/ION - MODEL D	1	
		ATTACHING PARTS				
		153-2052	153-2052	HHCS - 1/4-20 X 7/8	8	
		153-2004	153-2004	FLAT WASHER - 1/4	16	
		153-2014	153-2014	LOCK WASHER - 1/4	8	
		153-2023	153-2023	HEX NUT - 1/4-20	8	
1	26	158-6686-2850	158-6686-2911	FRONT BUMPER - WALKER/ION - MODEL D	1	
		ATTACHING PARTS				
		153-2301	153-2301	MS PHILLIPS - 10-24 X 5/8	6	
		153-2003	153-2003	FLAT WASHER - #10	12	
		153-2208	153-2208	10-24 NYLON LOCKNUT	6	
		153-2942	153-2942	PIANO HINGE - FRONT BUMPER MOUNT	2	
1	27	153-1209	153-1209	BUTTON GUARD	1	
1	28	153-1408	153-1408	PUSH BUTTON (RED = NORMALLY OPEN)	1	
1	29	158-6671-2850	158-6671-2911	RIGHT SIDE PLATE - WALKER/ION - MODEL C	1	
1	30	158-6674-2850	158-6674-2911	TANK AND VACUUM WALL - WALKER/ION - MODEL D	1	
		ATTACHING PARTS				
		153-2052	153-2052	HHCS - 1/4-20 X 7/8	6	
		153-2004	153-2004	FLAT WASHER - 1/4	12	
		153-2014	153-2014	LOCK WASHER - 1/4	6	
		153-2023	153-2023	HEX NUT - 1/4-20	6	
1	31	158-6674-2850	158-6674-2911	TRANSFER WALL - WALKER/ION - MODEL D	1	
		ATTACHING PARTS				
		153-2052	153-2052	HHCS - 1/4-20 X 7/8	6	
		153-2004	153-2004	FLAT WASHER - 1/4	12	
		153-2014	153-2014	LOCK WASHER - 1/4	6	
		153-2023	153-2023	HEX NUT - 1/4-20	6	
2	1	158-6649	158-6649	CHARGER ADAPTER PLUG ANGLE	1	
		ATTACHING PARTS				
		153-2806	153-2806	FLAT HEAD PHILLIPS - 8-32 X 5/8	2	
		153-2002	153-2002	#8 WASHER	2	
		153-2019	153-2019	8-32 NYLON LOCKNUT	2	
2	2	158-6651	158-6712	MOLDED GUARD LEFT	1	
		ATTACHING PARTS				
		153-2953	153-2953	FENDER WASHER - #8	4	
		153-2010	153-2010	LOCK WASHER - #10	4	
		153-2086	153-2086	MS PHILLIPS - 8-32 X 5/8	2	
		153-2087	153-2087	MS PHILLIPS - 8-32 X 3/4	2	

**ATTACHING PARTS LIST**

Rev 10:12

FIGURE NUMBER	INDEX NUMBER	WALKER PART NUMBER	ION PART NUMBER	PART NAME & DESCRIPTION	QUANTITY NEEDED	
2	3	158-6645	158-6645	SKID GUIDE	3	
		ATTACHING PARTS				
		153-2052A	153-2052A	BHSS - 1/4-20 X 7/8	2	
		153-2004	153-2004	FLAT WASHER - 1/4	2	
2	4	153-2014	153-2014	LOCK WASHER - 1/4	2	
		154-0810	-	LIFTING HANDLE (SS SPRING-LOADED CHEST)	1	
		ATTACHING PARTS				3
		153-2604	-	FLAT HEAD PHILLIPS - 10-32 X 1/2	3	
2	5	155-0203	-	LOCKNUT 10-32	1	
		158-6650	158-6711	MOLDED GUARD RIGHT	4	
		ATTACHING PARTS				4
		153-2953	153-2953	FENDER WASHER - #8	4	
2	6	153-2010	153-2010	LOCK WASHER - #10	2	
		153-2086	153-2086	MS PHILLIPS - 8-32 X 5/8	2	
		153-2087	153-2087	MS PHILLIPS - 8-32 X 3/4	1	
		158-6676-2850	158-6676-2911	FLOOR PLATE	6	
3	1	ATTACHING PARTS				6
		153-2705	153-2705	CARRIAGE BOLT - 1/4-20 X 7/8	6	
		153-2004	153-2004	FLAT WASHER - 1/4	6	
		153-2014	153-2014	LOCK WASHER - 1/4	6	
3	2	153-2023	153-2023	HEX NUT - 1/4-20	6	
		-	158-7002	6" WHEEL	2	
		-	154-6042	UHMW WHEEL - CORNER GUARD	2	
		ATTACHING PARTS				
3	3	-	153-2004	FLAT WASHER - 1/4	2	
		-	153-2020A	LOCKNUT - 1/4-20 (STOVER)	1	
		-	153-2023	HEX NUT - 1/4-20	1	
		-	153-2053	HHCS - 1/4-20 x 1	1	
3	4	-	153-6851	UHMW HANDLE SPACER	2	
		-	154-8893	KUSTODIAN HANDLE ASSEMBLY	1	
		ATTACHING PARTS				
		-	153-2006	FLAT WASHER - 3/8	6	
3	5	-	153-2021A	LOCKNUT - 3/8-16 (STOVER)	2	
		-	153-2027	JAM NUT - 3/8-16	2	
		-	153-2815	HHCS - 3/8-16 X 2-1/4 (GRADE 8)	2	
		-	153-2006	FLAT WASHER - 3/8	2	
3	6	-	153-2016	LOCK WASHER - 3/8	1	
		-	153-2025	HEX NUT - 3/8-16	1	
		-	153-2027	JAM NUT - 3/8-16	1	
		-	153-2029	ACORN NUT - 1/4-20	2	
3	7	-	153-2230	EYEBOLT - 1/4-20 X 2-1/2 (CORD)	2	
		-	153-2004	FLAT WASHER - 1/4	4	
		-	153-2014	LOCK WASHER - 1/4	2	
		-	153-6437	PUSH BUTTON MOUNTING PLATE	1	
3	8	ATTACHING PARTS				
		-	153-2086A	MS PHILLIPS - 8-32 X 3/8	2	
		-	153-2010	LOCK WASHER - #10	2	
		-	154-8824	BUTTON ASSEMBLY FOR KUSTODIAN HANDLE	1	
3	9	-	153-1408	PUSH BUTTON (RED = NORMALLY OPEN)	1	
		-	153-1209	BUTTON GUARD	1	
		-	154-6041	UHMW HANDLE STOP	2	
		ATTACHING PARTS				
3	10	-	153-2004	FLAT WASHER - 1/4	4	
		-	153-2014	LOCK WASHER - 1/4	2	
		-	153-2023	HEX NUT - 1/4-20	2	
		-	153-2053A	BHSS - 1/4-20 x 1	2	
4	1	-	153-2833	WHEEL AXLE - SHOULDER BOLT	2	
		ATTACHING PARTS				
		-	158-6453	6" WHEEL MOUNT BLOCK	2	
		-	153-2006	FLAT WASHER 3/8	4	
4	2	-	153-2016	LOCK WASHER - 3/8	4	
		-	153-2067	HHCS - 3/8-16 X 1-1/4	4	
		158-8622C	158-8408C	LID ASSEMBLY	1	
		154-0804	154-0804	LID LATCH -1/4" TURN W/ SLOT STRGHT ARM	1	
4	3	154-6698	154-6698	LID MOUNT PLATE - WALKER/ION MODEL D	2	
		ATTACHING PARTS				
		153-2507	153-2507	FHMS PHILLIPS - 8-32 X 3/4	2	
		153-2002	153-2002	FLAT WASHER - #8	2	
		153-2019	153-2019	LOCKNUT - 8-32 (NYLOK)	2	

**ATTACHING PARTS LIST**

Rev 10:12

FIGURE NUMBER	INDEX NUMBER	WALKER PART NUMBER	ION PART NUMBER	PART NAME & DESCRIPTION	QUANTITY NEEDED WALKER / ION
4	4	154-0006	154-0006	BUMPER GUARD - POLYURETHANE (13/32)	4 / 6
		ATTACHING PARTS			
		153-2086A	153-2086A	MS PHILLIPS - 8-32 X 3/8	4 / 6
		153-2019	153-2019	LOCKNUT - 8-32 (NYLOK)	4 / 6
4	5	153-2232L	153-2232L	LID LATCH - FLUSH MOUNT WITH LOCK	3
4	6	154-6891	154-6891	LID FLANGE SUPPORT BLOCK	2
		ATTACHING PARTS			
		153-2520	153-2520	FLAT HEAD PHILLIPS - 8-32 X 1-1/4	2
		153-2002	153-2002	FLAT WASHER - #8	2
		153-2019	153-2019	LOCKNUT - 8-32 (NYLOK)	2
5	1	158-1434A	158-1434A	BATTERY - (ODYSSEY - PC1200)	2
5	1.1	158-1434	158-1434	BATTERY - (ODYSSEY - PC925)	2
5	2	158-6420	158-6420	BATTERY STRAP MOUNT - UNIVERSAL	3
		ATTACHING PARTS			
		153-2705	153-2705	CARRIAGE BOLT - 1/4-20 X 7/8	1
5	3	158-6698	158-6698	BATTERY STRAP	1
		ATTACHING PARTS			
		153-2004	153-2004	FLAT WASHER - 1/4	3
		153-2014	153-2014	LOCK WASHER - 1/4	3
		153-2209	153-2209	HHCS - 1/4-20 X 2-1/2	3
5	4	158-6700	158-6700	BATTERY SUPPORT	1
		ATTACHING PARTS			
		153-2301	153-2301	MS PHILLIPS - 10-24 X 5/8	3
		153-2003	153-2003	FLAT WASHER - #10	3
		153-2010	153-2010	LOCK WASHER - #10	3
5	5	158-8417A	158-8417A	VOLTAGE REGULATOR	1
		ATTACHING PARTS			
		153-2817	153-2817	FLAT HEAD PHILLIPS - 8-32 X 1/2	2
		153-2002	153-2002	FLAT WASHER - #8	2
		153-2019	153-2019	LOCKNUT - 8-32 (NYLOK)	2
5	6	158-8421	158-8421	FUSE LINK ASSEMBLY	1
5	7	158-1454	158-1454	MAXI FUSE - 40A	1
5	8	158-0613	158-0613	BATTERY TERMINAL COVER BLACK	2
5	9	158-0614	158-0614	BATTERY TERMINAL COVER RED	2
5	10	158-6720	158-6720	BATTERY STRAP SPACER	2
6	1	158-1410	158-1410	KBBC SPEED CONTROL - 24 VOLT	1
		ATTACHING PARTS			
		153-2301	153-2301	MS PHILLIPS - 10-24 X 5/8	2
		153-2003	153-2003	FLAT WASHER - #10	2
		153-2010	153-2010	LOCK WASHER - #10	2
6	2	158-6702	158-6702	SPEED CONTROL COVER	1
		ATTACHING PARTS			
		153-2086A	153-2086A	MS PHILLIPS - 8-32 X 3/8	4
		153-2010	153-2010	LOCK WASHER - #10	4
6	3	153-2530	153-2530	STANDOFF FASTENER-8-32 X 1 (M/F)	4
		ATTACHING PARTS			
		153-2019	153-2019	LOCKNUT - 8-32 (NYLOK)	2
6	4	158-8633	158-8633	PC PLATE MOUNT CLIP ASSEMBLY	3
		ATTACHING PARTS			
		153-2817	153-2817	FLAT HEAD PHILLIPS - 8-32 X 1/2	2
		153-2019	153-2019	LOCKNUT - 8-32 (NYLOK)	2
6		153-2974	153-2974	RETRACTABLE 8-32 CAPTIVE SCREW	3
6	5	158-1605	158-1605	SPEED CONTROL - BERG	2
		ATTACHING PARTS			
		153-2817	153-2817	FLAT HEAD PHILLIPS - 8-32 X 1/2	2
		153-2002	153-2002	FLAT WASHER - #8	2
		153-2010	153-2010	LOCK WASHER - #10	2
6	6	158-6683	158-6683	ELECTRICAL LID LATCH STRIKE	1
		ATTACHING PARTS			
		153-2086	153-2086	MS PHILLIPS - 8-32 X 5/8	2
		153-2002	153-2002	FLAT WASHER - #8	2
		153-2019	153-2019	LOCKNUT - 8-32 (NYLOK)	2

**ATTACHING PARTS LIST**

Rev 10:12

FIGURE NUMBER	INDEX NUMBER	WALKER PART NUMBER	ION PART NUMBER	PART NAME & DESCRIPTION	QUANTITY NEEDED	
6	7.1	154-1250A	154-1250A	EMERGENCY STOP CIRCUIT BREAKER ASSEMBLY	1	
		ATTACHING PARTS				WALKER / ION
		153-2086	153-2086	MS PHILLIPS - 8-32 X 5/8	2	
		153-2010	153-2010	LOCK WASHER - #10	2	
6	7.2	154-1251A	154-1251A	BREAKER FOR EMERGENCY STOP BUTTON	2	
6	10	153-1028	153-1028	PANEL-MOUNT FUSE HOLDER - UL (COMPLETE)	12	
6	11	153-1209	153-1209	BUTTON GUARD	1	
6	12	153-1408	153-1408	PUSH BUTTON (RED = NORMALLY OPEN)	1	
6	13	158-1438	158-1438	ARC SUPPRESSOR - MOV FOR WALKER/ION	1	
6	14	158-1465	158-1465	CONTACTOR DC24	2	
		ATTACHING PARTS				
		153-2817	153-2817	FLAT HEAD PHILLIPS - 8-32 X 1/2	1	
		153-2086A	153-2086A	MS PHILLIPS - 8-32 X 3/8	1	
		153-2019	153-2019	LOCKNUT - 8-32 (NYLOK)	2	
6	15.1	158-1610P	158-1610P	PLC FOR WALKER/ION MODEL D	1	
		ATTACHING PARTS				
		153-2086	153-2086	MS PHILLIPS - 8-32 X 5/8	4	
		153-2002	153-2002	FLAT WASHER - #8	4	
		153-2010	153-2010	LOCK WASHER - #10	4	
6	15.2	158-8671	158-8671	TOUCH SCREEN - SPORT MODEL	1	
		ATTACHING PARTS				
		158-1610T	158-1610T	TOUCHSCREEN FOR WALKER/ION MODEL D	1	
		158-1612	158-1612	PROTECTOR FOR TOUCHSCREEN DISPLAY	1	
		153-1214	153-1214	FUSE LINK	1	
		154-1261	154-1261	FUSE TIME DELAY (0.5A MDL)	1	
		158-1614	158-1614	FLASH CARD ASSEMBLY	1	
6	16	158-1464	158-1464	RELAY BASE (FOR MY4 RELAY 158-1463)	1	
6	17	158-1463	158-1463	RELAY SUPER MY4 24VDC	1	
6	18	158-1458	158-1458	RELAY - OMRON 24DC DPDT GEN PURPOSE	6 / 5	
6	19	158-1461	158-1461	RELAY BASE (FOR 158-1460)	1	
6	20	158-1460	158-1460	RELAY SOLID STATE	1	
6	21	158-1462	158-1462	RELAY DPDT 10A	5 / 1	
6	22	153-1017	153-1017	LY2 RELAY BASE	5 / 1	
6	23	158-1611	-	MOLEX TERMINAL BLOCK	1	
		ATTACHING PARTS				
		153-2216	-	MS PHILLIPS - 4-40 X 5/8	2	
		153-2001	-	FLAT WASHER - #6	2	
		153-2231	-	LOCKNUT - 4-40	2	
6	24	158-6666	-	RESISTANCE ADJUSTMENT BOX - MODIFIED	1	
		ATTACHING PARTS				
		153-1305A	153-1305A	STOCK YELLOW WIRE 22AWG	FT	
		153-2081	-	MS PHILLIPS - 6-32 X 1/2	2	
		153-2001	-	FLAT WASHER - #6	2	
		153-2018	-	LOCKNUT - 6-32 (NYLOK)	2	
6	25	158-6691	158-6691	E-STOP MOUNTING BRACKET	1	
		ATTACHING PARTS				
		153-2086	153-2086	MS PHILLIPS - 8-32 X 5/8	2	
		153-2002	153-2002	FLAT WASHER - #8	2	
		153-2010	153-2010	LOCK WASHER - #10	2	
6	26	158-8415	158-8415	SPEED CONTROL FOR CLEANER PUMP ASSEMBLY	1	
		ATTACHING PARTS				
		153-2301	153-2301	MS PHILLIPS - 10-24 X 5/8	2	
		153-2003	153-2003	FLAT WASHER - #10	2	
		153-2010	153-2010	LOCK WASHER - #10	2	
6	27	158-6690-2850	158-6690-2911	PLC PLATE	1	
		ATTACHING PARTS				
		158-6713	158-6713	HINGE FOR PLC PLATE ASSEMBLY	3	
		153-2034	153-2034	ALUMINUM RIVET (0.187 X 0.450 X 0.375)	3	
		153-2035	153-2035	BLIND RIVET WASHER - 3/16	3	
6	28	158-6713	158-6713	HINGE FOR PLC PLATE ASSEMBLY	3	
		ATTACHING PARTS				
		153-2511	153-2511	SPRING NUT - 8-32	2	
		153-2087	153-2087	MS PHILLIPS - 8-32 X 3/4	2	
		153-2002	153-2002	FLAT WASHER - #8	2	

**ATTACHING PARTS LIST**

Rev 10:12

FIGURE NUMBER	INDEX NUMBER	WALKER PART NUMBER	ION PART NUMBER	PART NAME & DESCRIPTION	QUANTITY NEEDED
		153-2010	153-2010	LOCK WASHER - #10	2
6	29	158-1459	158-1459	RELAY BASE (FOR 158-1458)	6 / 5
6	30	158-6681-2850	158-6681-2911	TOUCH SCREEN MT BRACKET - ION/WALKER	1
		ATTACHING PARTS			
		153-2511	153-2511	SPRING NUT - 8-32	4
		153-2087	153-2087	MS PHILLIPS - 8-32 X 3/4	4
		153-2002	153-2002	FLAT WASHER - #8	4
		153-2010	153-2010	LOCK WASHER - #10	4
6	31	158-6682	158-6682	TOUCH SCREEN GUARD - MODEL D ION/WALKER	1
		ATTACHING PARTS			
		153-2202	153-2202	FLAT HEAD PHILLIPS - 8-32 X 3/8	2
7	1	158-8431	158-8431	ASSEMBLY - DRIP PAD 1PC TRANSFER SYSTEM -LEFT	1
		ATTACHING PARTS			
		153-2949	153-2949	FLAT HEAD PHILLIPS - 6-32 X 1/4	2
7	2	158-6443	158-6443	BRUSH TRACK MOUNT END PLATE	2
		ATTACHING PARTS			
		153-2003	153-2003	FLAT WASHER - #10	2
		153-2013	153-2013	LOCK WASHER - #10	2
		153-2091	153-2091	MS PHILLIPS - 10-32 X 3/4	2
		153-2742	153-2742	FHMS- 1/4-20 X 1/2	1
7	3	158-6444	158-6444	BRUSH TRACK MOUNT	1
		ATTACHING PARTS			
		153-2019	153-2019	LOCKNUT - 8-32 (NYLOK)	4
		153-2501	153-2501	FLAT HEAD PHILLIPS - 8-32 X 1-1/2	4
7	4	158-6440	158-6440	BEARING MOUNT PLATE - LEFT	1
		ATTACHING PARTS			
		153-2813	153-2813	MS FLAT PHILLIPS - 10-32 X 3/4	2
7	5	154-8640	154-8640	FLANGED BEARING-STD BRUSH (3/4" ROTATED)	2
		ATTACHING PARTS			
		153-2802	153-2802	FHSS - 5/16-18 X 5/8	2
7	6	158-6441	158-6441	BEARING MOUNT PLATE - RIGHT	1
		ATTACHING PARTS			
		153-2813	153-2813	MS FLAT PHILLIPS - 10-32 X 3/4	2
7	7	154-8641	154-8641	BUFFER BRUSH (BLUE 3-3/4" X 48)	1
7	8	154-0866	154-0866	TRANSFER BRUSH ASSEMBLY	1
		ATTACHING PARTS			
		153-2019	153-2019	LOCKNUT - 8-32 (NYLOK)	4
		153-2501	153-2501	FLAT HEAD PHILLIPS - 8-32 X 1-1/2	4
7	9	158-6442	158-6442	ADJUSTING BLOCK BASE	2
		ATTACHING PARTS			
		153-2003	153-2003	FLAT WASHER - #10	2
		153-2013	153-2013	LOCK WASHER - #10	2
		153-2091	153-2091	MS PHILLIPS - 10-32 X 3/4	2
7	10	158-6445	158-6445	ADJUSTING BOLT MOUNT BLOCK	2
		ATTACHING PARTS			
		153-2003	153-2003	FLAT WASHER - #10	2
		153-2013	153-2013	LOCK WASHER - #10	2
		153-2955	153-2955	HEX HEAD 10-24 X 7/8	2
		153-2020	153-2020	LOCKNUT - 1/4-20 (NYLOK)	2
		153-2932	153-2932	SET SCREW - 1/4-20 X 1-3/4	1
7	11	158-8432	158-8432	ASSEMBLY - DRIP PAD 1PC TRANSFER SYSTEM -RIGHT	1
		ATTACHING PARTS			
		153-2949	153-2949	FLAT HEAD PHILLIPS - 6-32 X 1/4	2
8	1	154-8637	154-8637	BUFFER BRUSH LIFTING ASSEMBLY	1
		ATTACHING PARTS			
		153-2804	153-2804	COLLAR - 3/8 X 3/4 X 3/8	2
8	2	154-6824	154-6824	BRUSH CAM SWITCH PLATE	1
		ATTACHING PARTS			
		153-2002	153-2002	FLAT WASHER - #8	4
		153-2019	153-2019	LOCKNUT - 8-32 (NYLOK)	2
		153-2086	153-2086	MS PHILLIPS - 8-32 X 5/8	2
8	3	158-8402	158-8402	ASSEMBLY - SQUEEGEE/BRUSH LIFT MOTOR 24V	2
		ATTACHING PARTS			
		153-2091	153-2091	MS PHILLIPS - 10-32 X 3/4	4
		153-2003	153-2003	FLAT WASHER - #10	4
		153-2013	153-2013	LOCK WASHER - #10	4



**ATTACHING PARTS LIST**

Rev 10:12

FIGURE NUMBER	INDEX NUMBER	WALKER PART NUMBER	ION PART NUMBER	PART NAME & DESCRIPTION	QUANTITY NEEDED
8	4	154-6243	154-6243	MOTOR CAM - DUAL LOBES (FOR STACKED SWITCHES)	1
		ATTACHING PARTS			
		153-2051	153-2051	SET SCREW - 1/4-20 X 1/2	1
8	5	153-2801	153-2801	SHOULDER BOLT - 3/8 X 3/8 (5/16-18) BRUSH LIFT	1
		ATTACHING PARTS			
		153-2027A	153-2027A	JAM NUT - 5/16-18	1
8	6	153-2804	153-2804	COLLAR - 3/8 X 3/4 X 3/8	2
8	7	154-8638	154-8638	BUFFER BRUSH LIFTING LINK - LEFT	1
		ATTACHING PARTS			
		153-2027A	153-2027A	JAM NUT - 5/16-18	2
		153-2801	153-2801	SHOULDER BOLT - 3/8 X 3/8 (5/16-18) BRUSH LIFT	2
8	8	154-8639	154-8639	BUFFER BRUSH LIFTING LINK - RIGHT	1
		FOR ATTACHING PARTS SEE FIG. 9:7			
8	9	153-1203	153-1203	MICROSWITCH - WITH ROLLER (SQUEEGEE & BRUSH)	2
		ATTACHING PARTS			
		153-2727	153-2727	4-40 X 1-1/4 FHMS	2
		153-2231	153-2231	LOCKNUT - 4-40	2
8	10	153-2801A	153-2801A	SHOULDER BOLT-3/8 X 3/8-CUT (5/16-18)	2
8	11	154-8837	154-8837	CAM TO BRUSH LIFTING ROD LINK ASSEMBLY	1
		ATTACHING PARTS			
		153-2027A	153-2027A	JAM NUT - 5/16-18	1
		153-2801	153-2801	SHOULDER BOLT - 3/8 X 3/8 (5/16-18) BRUSH LIFT	2
9	1	154-6893	154-6893	OIL HEAD - 3/8 INCH ADJUSTABLE TIP ANGLE	1
		ATTACHING PARTS			
		153-2928	153-2928	MS - PHILLIPS - 8-32 X 1-3/4 (PAN HEAD)	1
		153-2507	153-2507	FHMS PHILLIPS - 8-32 X 3/4	1
		153-2414	153-2414	HEX NUT - 8-32	2
9	2	154-8851	154-8851	ASSY- OIL HOSE TUBE (4.5 INCH) TIP	1
9	2.1	153-2713	153-2713	SPRING - OIL TIP RETAINER	1
9	3	154-6646	154-6646	HEAD BELT MOUNT PLATE	1
		ATTACHING PARTS			
		153-2081	153-2081	MS PHILLIPS - 6-32 X 1/2	4
9	4	154-6647A	154-6647A	SLIDING HEAD BAR (3/8)	1
		ATTACHING PARTS			
		153-2702	153-2702	FHMS - 1/4-20 X 1 SELF-LOCKING	3
9	5	158-6694	158-6694	HEAD MOUNT MOTOR BLOCK	1
		ATTACHING PARTS			
		153-2004	153-2004	FLAT WASHER - 1/4	2
		153-2014	153-2014	LOCK WASHER - 1/4	2
		153-2052	153-2052	HHCS - 1/4-20 X 7/8	2
9	6	154-6872	154-6872	HEAD BAR MOUNT BLOCK	3
		ATTACHING PARTS			
		153-2004	153-2004	FLAT WASHER - 1/4	2
		153-2014	153-2014	LOCK WASHER - 1/4	2
		153-2052	153-2052	HHCS - 1/4-20 X 7/8	2
9	7	154-0206	154-0206	SPRING FOR OIL LINE (10")	1
9	8	153-2804	153-2804	COLLAR - 3/8 X 3/4 X 3/8	2
9	9	154-6687	154-6687	SPRING RETAINER PLATE	1
		ATTACHING PARTS			
		153-2002	153-2002	FLAT WASHER - #8	4
		153-2019	153-2019	LOCKNUT - 8-32 (NYLOK)	2
		153-2086	153-2086	MS PHILLIPS - 8-32 X 5/8	2
9	10	158-8632	158-8632	STEPPER MOTOR ASSEMBLY	1
		ATTACHING PARTS			
		153-2002	153-2002	FLAT WASHER - #8	4
		153-2019	153-2019	LOCKNUT - 8-32 (NYLOK)	4
		153-2089	153-2089	MS PHILLIPS - 8-32 X 1	4
9	11	154-1220	154-1220	INDUCTIVE PROXIMITY SENSOR	2
		ATTACHING PARTS			
		153-2216A	153-2216A	MS PHILLIPS - 4-40 X 7/8	2
9	12	153-1209	153-1209	BUTTON GUARD	1
9	13	153-1408	153-1408	PUSHBUTTON	1

**ATTACHING PARTS LIST**

Rev 10:12

FIGURE NUMBER	INDEX NUMBER	WALKER PART NUMBER	ION PART NUMBER	PART NAME & DESCRIPTION	QUANTITY NEEDED WALKER / ION
9	14	158-8644-2850	158-8645-2911	SPLASH GUARD ASSEMBLY	1
9	15	154-6356	154-6356	LATCH MOUNT BLOCK FOR SPLASH GUARD	1
		ATTACHING PARTS			
		153-2002	153-2002	FLAT WASHER - #8	2
		153-2013	153-2013	LOCK WASHER - #10	2
		153-2087	153-2087	MS PHILLIPS - 8-32 X 3/4	2
9	16	154-6357	154-6357	LATCH FOR SPLASH GUARD	1
		ATTACHING PARTS			
		153-2003	153-2003	FLAT WASHER - #10	1
		153-2207	153-2207	MS PHILLIPS - 10-24 X 1-1/4	1
		153-2208	153-2208	LOCKNUT - 10-24 (NYLOK)	1
		153-2510	153-2510	NYLON WASHER - 1/4 (0.060)	1
9	17	154-9201	154-9201	BELT FOR HEAD DRIVE (XL025 - 110 INCHES)	1
10	1	158-6684	158-6684	OIL PUMP MOTOR GUARD	1
		ATTACHING PARTS			
		153-2013	153-2013	LOCK WASHER - #10	2
		153-2086A	153-2086A	MS PHILLIPS - 8-32 X 3/8	2
10	2	154-0202B	154-0202B	PENCIL TUBING STOCK-3/16" OD X 1/16" ID	INCH
10	3	154-0248	154-0248	REDUCING UNION CONNECTOR-1/4" X 3/16"	3
10	4	154-0224	154-0224	MALE CONNECTOR - 1/4" TUBE X 1/8 NPT	2
10	5	154-8817	154-8817	MANUAL VENT VALVE ASSEMBLY FOR TANK VENT	1
10	6	153-2506	153-2506	SLOTTED SHIM WASHER-3/8 (FOR VALVES)	1
10	7	154-8298	154-8298	OIL CONTROL VALVE 24V COMPLETE W/ EXTENDED WIRES/FITTINGS	1
		ATTACHING PARTS			
		154-1209	154-1209	VALVE-24V DC 3-WAY (1/8" NPT)	1
		153-2522	153-2522	MS PHILLIPS - 4-40 X 1/2	2
10	8	158-1613	158-1613	PRESSURE GAUGE 60 PSI	1
10	9	154-6653	154-6653	PRESSURE GAUGE MOUNT ANGLE-STANDARD	1
		ATTACHING PARTS			
		153-2087	153-2087	MS PHILLIPS - 8-32 X 3/4	2
		153-2002	153-2002	FLAT WASHER - #8	4
		153-2019	153-2019	LOCKNUT - 8-32 (NYLOK)	2
10	10	154-0202A	154-0202A	PENCIL TUBING STOCK - 1/4" OD X 1/8" ID	INCH
10	11	154-0223	154-0223	ELBOW (90 DEGREE) - 1/4 NPT X 1/4" TUBE	2
10	12	154-6726	154-6726	POLY CONDITIONER SUPPLY TANK W/SPIN WELD	1
		ATTACHING PARTS			
		153-2004	153-2004	FLAT WASHER - 1/4	2
		153-2014	153-2014	LOCK WASHER - 1/4	2
		153-2603	153-2603	HHCS - 1/4-20 X 3/4	2
10	13	154-0832	154-0832	CAP FOR POLYETHYLENE TANKS W/ GASKET	1
		ATTACHING PARTS			
		154-0832C	154-0832C	CAP FOR POLYETHYLENE TANKS	1
		154-0832G	154-0832G	GASKET FOR POLYETHYLENE TANKS	1
10	14	154-0222	154-0222	ELBOW - 1/4" STEM X 1/4" TUBING OD	1
10	15	154-0613	154-0613	ELBOW - 1/8 NPT X 3/16 TUBE	1
10	16	154-9208	154-9208	PULLEY (12XL-5/16" BORE W/SET SCREW)	1
10	17	154-0227	154-0227	ELBOW-TUBE TO HOSE BARB (1/4" X 5/16 ID)	1
10	18	154-0256	154-0256	ELBOW - 3/8 TUBE OD X 3/8 TUBE	2
10	19	154-1214	154-1214	FLUID METERING PUMP-0.05 ML/STROKE	1
		ATTACHING PARTS			
		153-2013	153-2013	LOCK WASHER - #10	2
		153-2086	153-2086	MS PHILLIPS - 8-32 X 5/8	2
10	20	154-8816	154-8816	PULSE SUPPRESSER TUBING KIT-KUS (9.25")	1
10	21	158-8632	158-8632	STEPPER MOTOR ASSEMBLY	1
		ATTACHING PARTS			
		153-2002	153-2002	FLAT WASHER - #8	4
		153-2019	153-2019	LOCKNUT - 8-32 (NYLOK)	4
		153-2089	153-2089	MS PHILLIPS - 8-32 X 1	4

**ATTACHING PARTS LIST**

Rev 10:12

FIGURE NUMBER	INDEX NUMBER	WALKER PART NUMBER	ION PART NUMBER	PART NAME & DESCRIPTION	QUANTITY NEEDED
10	22	158-6692	158-6692	OIL PUMP BRACKET	WALKER / ION 1
		ATTACHING PARTS			
		153-2603	153-2603	HHCS - 1/4-20 X 3/4	2
		153-2004	153-2004	FLAT WASHER - 1/4	2
		153-2014	153-2014	LOCK WASHER - 1/4	2
10	23	158-9615	158-9615	TIMING BELT 110XL 3/8 WIDE	1
10	24	158-9403	158-9403	PULLEY - 26XL037 X 5/16" BORE	1
10	26	154-0202	154-0202	PUMP TUBING STOCK (3/8" OD X 1/4" ID)	INCH
10	31	154-1617	154-1617	FLOAT SWITCH ASSEMBLY 3" (OIL TANK)	1
10	32	154-0258	154-0258	ELBOW - 3/8 STEM X 3/8 TUBE	1
10	33	154-0212B	154-0212B	FILTER FOR SUPPLY TANK (5" SS) PVC	1
10	34	153-0815	153-0815	UNION TEE (1/4 X 1/4 X 1/4-QUICK DISC)	1
11	1	158-8433C	158-8433C	CLEANER SUPPLY TANK ASSY-3.25 GAL (COMP)	1
11	1.1	158-8433	158-8433	CLEANER SUPPLY TANK ASSY - 3.25 GALLON	1
		ATTACHING PARTS			
		153-2004	153-2004	FLAT WASHER - 1/4	2
		153-2014	153-2014	LOCK WASHER - 1/4	2
		153-2603	153-2603	HHCS - 1/4-20 X 3/4	2
11	2	154-0212	154-0212	FILTER FOR SUPPLY TANK (5" SS) PVC	1
11	3	154-0244	154-0244	REDUCER (3/8" TO 1/4"-LIGHT OIL KIT)	2
11	4	154-0832	154-0832	CAP FOR POLYETHYLENE TANKS W/ GASKET	1
		ATTACHING PARTS			
		154-0832C	154-0832C	CAP FOR POLYETHYLENE TANKS	1
		154-0832G	154-0832G	GASKET FOR POLYETHYLENE TANKS	1
11	5	154-8867A	154-8867A	IN-LINE FILTER ASSEMBLY	1
11	6	154-8817	154-8817	MANUAL VENT VALVE ASSEMBLY FOR TANK VENT	1
11	7	N/A	N/A	CLEANER PUMP TUBE LOADING TOOL	1
11	8	154-0202A	154-0202A	PENCIL TUBING STOCK - 1/4" OD X 1/8" ID	INCH
11	9	154-0243	154-0243	ELBOW (90 DEGREE) 1/4 X 1/4 (GUEST)	2
11	10	154-0227	154-0227	ELBOW-TUBE TO HOSE BARB (1/4" X 5/16 ID)	2
11	11	154-0861B	154-0861B	NORPRENE TUBING FOR PUMP	INCH
11	12	154-0860A	154-0860A	PUMP - MASTER FLEX (24V DC)	1
11	13	158-8404C	158-8404C	ASSEMBLY - CLEANER PUMP COMPLETE - 24VDC	1
11	13.1	158-8404	158-8404	ASSEMBLY - CLEANER PUMP MOTOR - 24VDC	1
		ATTACHING PARTS			
		153-2301	153-2301	MS PHILLIPS - 10-24 X 5/8	2
		153-2013	153-2013	#10 LOCKWASHER	2
		153-2003	153-2003	FLAT WASHER - #10	4
		153-2935	153-2935	FLAT HEAD PHILLIPS 10-24 X 3/4	2
		153-2208	153-2208	LOCKNUT - 10-24 (NYLOK)	2
11	14	154-6865	154-6865	CLEANER PUMP MOUNT ANGLE	1
		ATTACHING PARTS			
		153-2003	153-2003	FLAT WASHER - #10	4
		153-2013	153-2013	LOCK WASHER - #10	4
		153-2091	153-2091	MS PHILLIPS - 10-32 X 3/4	4
11	15	154-8693	154-8693	FLOAT FOR PLASTIC TANK	1
11	16	154-0223	154-0223	ELBOW (90 DEGREE) - 1/4 NPT X 1/4" TUBE	3
12	1	154-6889	154-6889	CLEANER HOSE ROUTING BAR	1
		153-2003	153-2003	FLAT WASHER - #10	2
		153-2013	153-2013	LOCK WASHER - #10	2
		153-2301	153-2301	MS PHILLIPS - 10-24 X 5/8	2
12	2	154-6888	154-6888	CLEANER HOSE SPRING MOUNT BLOCK	2
		ATTACHING PARTS			
		153-2051A	153-2051A	SET SCREW - 1/4-20 X 1/4	4

**ATTACHING PARTS LIST**

Rev 10:12

FIGURE NUMBER	INDEX NUMBER	WALKER PART NUMBER	ION PART NUMBER	PART NAME & DESCRIPTION	QUANTITY NEEDED WALKER / ION
12	3	154-0222	154-0222	ELBOW - 1/4" STEM X 1/4" TUBING OD	2
12	4	154-8852	154-8852	CLEANER HOSE TUBE(4.5 INCH)AND TIP ASSEMBLY	1
		ATTACHING PARTS			
		153-2051B	153-2051B	SET SCREW - 1/4-20 X 3/8	1
		153-2902	153-2902	STEEL COLLAR - 1/2 X 1-1/8 X 1/2	1
12	5	154-0863	154-0864	MALE LUER TO HOSE BARB	1
12	6	154-0862K	154-0862K	CLEANER TIP WITH CHECK VAVLE - PKG. 5	1
12	7	153-2713	153-2713	SPRING - OIL TIP RETAINER	1
12	8	154-9802	154-9802	PULLEY 27XLO37 DF 2SETS 3/8 BORE	1
12	8.1	154-9205B	154-9205B	PULLEY 28XL 3/8" BORE W/DBL SET	1
12	9	154-6874	154-6874	CLEANING HEAD BAR SPACER	3
12	10	154-6882	154-6882	CLEANER HEAD	1
12	11	154-9201C	154-9201C	CLEANER HEAD DRIVE BELT	1
12	12	154-6877	154-6877	CLEANER HEAD GUIDE BAR	1
		ATTACHING PARTS			
		153-2004	153-2004	FLAT WASHER - 1/4	3
		153-2014	153-2014	LOCK WASHER - 1/4	3
		153-2053	153-2053	HHCS - 1/4-20 X 1	3
		154-6874	154-6874	CLEANING HEAD BAR SPACER	3
13	1	153-6850	153-6850	HUM DUSTER PLUG FOR CARDBOARD CORE	1
		ATTACHING PARTS			
		153-2005	153-2005	FLAT WASHER - 5/16	1
		153-2020A	153-2020A	LOCKNUT - 1/4-20 (STOVER)	1
		153-2535	153-2535	SHOULDER BOLT - 5/16 X 2-1/4 (1/4-20) DUSTER PLUG	1
		153-2808	153-2808	SPRING - 0.42 OD X 1.25 (DUSTER PLUG)	1
13	2	153-6853	153-6853	HUM DUSTER PLUG FOR PVC TAKE-UP REEL	1
		FOR ATTACHING PARTS SEE: FIG 15:1			
13	3	153-8839	153-8839	CUSHION ROLLER W/PAD (STEEL=44-3/8)	1
13	4	153-8202B	153-8202B	DUSTER SOLID DRIVE HUB (PVC - 1/4-28)	1
		ATTACHING PARTS			
		153-2050	153-2050	SET SCREW - 1/4-28 X 3/8	1
13	5	153-8201B	153-8201B	DUSTER DRIVE HUB ASSEMBLY (1/4-28)	2
13	6	153-8420	153-8420	CUSHION ROLLER PIVOT ARM ASSEMBLY	2
		ATTACHING PARTS			
		153-2005	153-2005	FLAT WASHER - 5/16	1
		153-2020A	153-2020A	LOCKNUT 1/4-20 STOVER	1
		153-2408	153-2408	SHOULDER BOLT - 5/16 X 1/2 1/4-20 THREADS	1
13	7	154-1603	154-1603	MICROSWITCH - WITHOUT ROLLER (LARGE)	4 / 2
		ATTACHING PARTS			
		153-2084	153-2084	MS PHILLIPS - 6-32 X 1	4 / 2
		153-2001	153-2001	FLAT WASHER - #6	8 / 4
		153-2018	153-2018	LOCKNUT - 6-32 (NYLOK)	4 / 2
13	8	153-0047EZ	153-0047EZ	CLOTH - EZ EXTRUDED REUSABLE CORE	CASE
13	9	153-0429	153-0429	DMR DUSTER ROLL SUPPORT PIPE (40 INCH)	1
13	10	153-8824	153-8824	PVC TAKE-UP REEL ASSEMBLY (1/4-28)	1
13	11	158-8403	158-8403	ASSEMBLY - DUSTER MOTOR 24VDC	2
		ATTACHING PARTS			
		153-2091	153-2091	MS PHILLIPS - 10-32 X 3/4	4
		153-2003	153-2003	FLAT WASHER - #10	4
		153-2013	153-2013	LOCK WASHER - #10	4
13	12	153-2535	153-2535	SHOULDER BOLT-5/16 X 2 (1/4-20)	2
13	13	153-2093	153-2093	SPRING - 0.42 OD X 1.25 (DUSTER PLUG)	2
13	14	153-2020A	153-2020A	LOCKNUT - 1/4-20 (STOVER)	2
14	1	158-8402	158-8402	ASSEMBLY - SQUEEGEE/BRUSH LIFT MOTOR 24VDC	1
		ATTACHING PARTS			
		153-2091	153-2091	MS PHILLIPS - 10-32 X 3/4	4
		153-2003	153-2003	FLAT WASHER - #10	4
		153-2013	153-2013	LOCK WASHER - #10	4

**ATTACHING PARTS LIST**

Rev 10:12

FIGURE NUMBER	INDEX NUMBER	WALKER PART NUMBER	ION PART NUMBER	PART NAME & DESCRIPTION	QUANTITY NEEDED WALKER / ION
14	2	154-6243	154-6243	MOTOR CAM - DUAL LOBES	1
		ATTACHING PARTS			
		153-2051	153-2051	SET SCREW - 1/4-20 X 1/2	1
14	3	154-8802	154-8802	SQUEEGEE ADJUSTMENT ARM - RIGHT	2
		ATTACHING PARTS			
		153-2004	153-2004	FLAT WASHER - 1/4	2
		153-2014	153-2014	LOCK WASHER - 1/4	2
		153-2023	153-2023	HEX NUT - 1/4-20	2
		153-2079	153-2079	FHMS - 1/4-20 X 1	2
		153-2403	153-2403	COUNTERSUNK LOCK WASHER - 1/4	2
14	4	154-6824	154-6824	BRUSH CAM SWITCH PLATE	1
		ATTACHING PARTS			
		153-2091	153-2091	MS PHILLIPS - 10-32 X 3/4	4
		153-2003	153-2003	FLAT WASHER - #10	4
		153-2013	153-2013	LOCK WASHER - #10	4
14	5	154-6339-2133	154-6339-2911	SQUEEGEE MOUNT ANGLE	1
		ATTACHING PARTS			
		153-2027A	153-2027A	JAM NUT - 5/16-18	2
		153-2009	153-2009	NYLON FLAT WASHER (3/8 - 0.060)	2
		153-2303	153-2303	SHOULDER BOLT-3/8 X 5/8 (5/16-18)	2
14	6	153-0211	153-0211	SQUEEGEE ROD END WITH FITTING (ON MOTOR)	1
		ATTACHING PARTS			
		153-2214	153-2214	JAM NUT - 5/16-24	2
		154-0031	154-0031	5/16-24 ALLTHREAD STOCK	INCH
14	7	154-0031	154-0031	5/16-24 ALLTHREAD STOCK	INCH
14	8	153-1203	153-1203	MICROSWITCH W/ROLLER	2
		ATTACHING PARTS			
		153-2727	153-2727	4-40 X 1-1/4 FHMS	2
		153-2231	153-2231	LOCKNUT - 4-40	2
14	9	153-2062	153-2062	HHCS - 5/16-18 X 1-1/4	2
14	10	153-0202D	153-0202D	SQUEEGEE ASSEMBLY - BLUE	1
14	10.1	153-8204E	153-8204E	SQUEEGEE BLADE REPLACEMENT KIT (BLUE)	1
		ATTACHING PARTS			
		153-2004	153-2004	FLAT WASHER - 1/4	2
		153-2020	153-2020	LOCKNUT - 1/4-20 (NYLOK)	4
		153-2227	153-2227	FHMS - 1/4-20 X 1-1/4	3
		153-2227A	153-2227A	FHMS - 1/4-20 X 1-1/2	1
14	11	154-6677A	154-6677A	SQUEEGEE HOSE ADAPTER - NYLON	1
		ATTACHING PARTS			
		USE SILICON WHEN ATTACHING			
		153-2004	153-2004	FLAT WASHER - 1/4	2
		153-2014	153-2014	LOCK WASHER - 1/4	2
		153-2023	153-2023	HEX NUT - 1/4-20	2
		153-2052A	153-2052A	BHSS - 1/4-20 X 7/8	2
14	12	154-6827	154-6827	PC RELAY MOUNT PLATE ANGLE	1
		SEE ATTACHING PARTS 12:10			
14	13	158-8634	158-8634	SQUEEGEE MOTOR SUPPORT PLATE ASSY	1
14	14	158-6259	158-6259	SQUEEGEE SUCTION PLATE	2
		SEE ATTACHING PARTS 12:10			
15	1	158-8407	158-8407	ASSEMBLY - VACUUM MOTOR 24VDC	1
		ATTACHING PARTS			
		153-2830	153-2830	HEX HEAD SELF TAP #10 X 5/8 SCREW	4
15	1.1	158-1421B	158-1421B	VACUUM MOTOR BRUSH REPLACEMENT (SOLD AS PAIR)	PAIR
15	2	153-8827T	153-8827T	1-1/4" PVC ELBOW FOR TANK INLET (NO THREADS)	1
15	3	154-0260	154-0260	FLEXIBLE VACUUM HOSE STOCK (1-1/2" ID)	INCH
15	4	154-0607	154-0607	PVC ELBOW - 1-1/2 BARB X 1-1/2 BARB	1
15	5	153-2924	153-2924	MS PHILLIPS - 1/4-20 X 3/4 TRUSS HEAD	12
15	6	153-6221M	153-6221M	VACUUM WALL ADAPTER	1
		USE SILICON WHEN ATTACHING			
15	7	153-2406	153-2406	HOSE CLAMP (1-1/2")	6
15	8	158-6448	158-6448	RECOVERY TANK SUB-FLOOR COVER PLATE - 10 GAL	1
		ATTACHING PARTS			
		153-2924	153-2924	MS PHILLIPS - 1/4-20 X 3/4 TRUSS HEAD	12
		154-0006A	154-0006A	BUMPER GUARD - POLYURETHANE (13/32)	2

**ATTACHING PARTS LIST**

Rev 10:12

FIGURE NUMBER	INDEX NUMBER	WALKER PART NUMBER	ION PART NUMBER	PART NAME & DESCRIPTION	QUANTITY NEEDED WALKER / ION
15	9	158-8617	158-8617	RECOVERY TANK ASSEMBLY - 10 GALLON	1
15	10	158-8618	158-8618	VACUUM MOTOR HOUSING	1
		ATTACHING PARTS			
		153-2004	153-2004	FLAT WASHER - 1/4	2
		153-2014	153-2014	LOCK WASHER - 1/4	2
		153-2023	153-2023	HEX NUT - 1/4-20	2
		153-2078	153-2078	FHMS - 1/4-20 X 3/4	2
15	11	154-0810	154-0810	LIFTING HANDLE (SS SPRING LOADED CHEST)	2
		ATTACHING PARTS			
		153-2003	153-2003	FLAT WASHER - #10	3
		153-2013	153-2013	LOCK WASHER - #10	3
		153-2301	153-2301	MS PHILLIPS - 10-24 X 5/8	3
15	12	158-0405	158-0405	RECOVERY TANK GASKET	1
15	13	158-0406	158-0406	FILTER FOR 10 GALLON TANK	1
15	14	154-0006A	154-0006A	BUMPER GUARD - POLYURETHANE (13/32)	2
15	15	158-6709	158-6709	VACUUM MOTOR GUARD	1
		ATTACHING PARTS			
		153-2086	153-2086	MS PHILLIPS - 8-32 X 5/8	2
		153-2002	153-2002	FLAT WASHER - #8	2
		153-2019	153-2019	LOCKNUT - 8-32 (NYLOK)	2
16	1	154-6264	154-6264	SHAFT FOR TIMING DISK (REMOTE SENSOR)	1
16	2	158-8614	158-8614	PILLOWBLOCK-LANE DISTANCE (LEFT-FLANGED)	1
		ATTACHING PARTS			
		153-2005	153-2005	FLAT WASHER - 5/16	2
		153-2015	153-2015	LOCK WASHER - 5/16	2
		153-2602	153-2602	HHCS - 5/16-18 X 3/4	2
16	3	154-6717	154-6717	5-TOOTH SENSOR DISK - ALUMINUM (3/8 BORE)	1
		ATTACHING PARTS			
		153-2201	153-2201	SET SCREW - 10-32 X 3/8	1
16	4	158-6647	158-6647	LDS SHAFT - OLS	1
16	5	153-6027	153-6027	LANE DISTANCE ADJUSTMENT BLOCK	2
		ATTACHING PARTS			
		153-2005	153-2005	FLAT WASHER - 5/16	2
		153-2015	153-2015	LOCK WASHER - 5/16	2
		153-2602	153-2602	HHCS - 5/16-18 X 3/4	2
15	6	154-1220	154-1220	INDUCTIVE PROXIMITY SENSOR	1
		ATTACHING PARTS			
		153-2216A	153-2216A	MS PHILLIPS - 4-40 X 7/8	2
16	7	154-9211	154-9211	LDS AND TACH SENSOR DRIVE CHAIN (25P29)	1
		ATTACHING PARTS			
		153-9045	153-9045	25 MASTER LINK	1
16	8	153-2234	153-2234	HHCS - 3/8-16 X 4 (FULL THREAD)	2
		ATTACHING PARTS			
		153-2027	153-2027	JAM NUT 3/8-16	2
16	9	154-9213	154-9213	SPROCKET - 25B15 (TACH AND LDS DRIVE 1/2" BORE)	1
16	10	153-9010	153-9010	SPROCKET - 25B15 (TRANSFER DRIVE & LDS - 3/8")	1
16	11	153-2009	153-2009	NYLON FLAT WASHER (3/8 - 0.060)	4
16	11.1	153-2992	153-2992	WASHER - TRIPLE WAVE 18-8 SS	1
16	12	154-8320	154-8320	PILLOWBLOCK - LANE DISTANCE SHAFT (CENTER-PLAIN)	1
		ATTACHING PARTS			
		153-2005	153-2005	FLAT WASHER - 5/16	2
		153-2015	153-2015	LOCK WASHER - 5/16	2
		153-2602	153-2602	HHCS - 5/16-18 X 3/4	2
16	13	158-8604	158-8604	LDS PILLOWBLOCK ASSEMBLY - OLS	1
		ATTACHING PARTS			
		153-2005	153-2005	FLAT WASHER - 5/16	2
		153-2015	153-2015	LOCK WASHER - 5/16	2
		153-2602	153-2602	HHCS - 5/16-18 X 3/4	2
16	14	153-6068	153-6068	MICROSWITCH ADJUSTMENT BAR	1
		ATTACHING PARTS			
		153-2002	153-2002	FLAT WASHER - #8	2
		153-2013	153-2013	LOCK WASHER - #10	2
		153-2086	153-2086	MS PHILLIPS - 8-32 X 5/8	2

**ATTACHING PARTS LIST**

Rev 10:12

FIGURE NUMBER	INDEX NUMBER	WALKER PART NUMBER	ION PART NUMBER	PART NAME & DESCRIPTION	QUANTITY NEEDED WALKER / ION
16	15	153-1202	153-1202	MICROSWITCH W/O ROLLER	1
		ATTACHING PARTS			
		153-2216	153-2216	MS PHILLIPS - 4-40 X 5/8	2
16	16	153-8062	153-8062	COLLAR ASSEMBLY FOR ON LANE SWITCH	1
16	17	153-2902	153-2902	STEEL COLLAR - 1/2 X 1-1/8 X 1/2	1
16	18	153-2010A	153-2010A	NYLON FLAT WASHER (1/2 - 0.060)	1
16	19	153-2115	153-2115	SPRING-0.66 OD X 0.625 (ON-LANE SWITCH)	1
16	20	153-7002AA	153-7002AA	LDS WHEEL ASSEMBLY 2" TREADED	1
17	1	158-6644	158-6644	CLEANER HEAD DRIVE SHAFT	1
17	2	154-6878	154-6878	CLEANER HEAD DRIVE SHAFT BLOCK	1
		ATTACHING PARTS			
		153-2004	153-2004	FLAT WASHER - 1/4	2
		153-2014	153-2014	LOCK WASHER - 1/4	2
		153-2052	153-2052	HHCS - 1/4-20 X 7/8	2
17	3	154-9804	154-9804	FLANGED BEARING FOR CLEANER DRIVE SHAFT	2
		ATTACHING PARTS			
		153-2053	153-2053	HHCS - 1/4-20 X 1	2
		153-2014	153-2014	LOCK WASHER - 1/4	2
17	4	154-1220	154-1220	INDUCTIVE PROXIMITY SENSOR (TL-Q5MC1)	1
		ATTACHING PARTS			
		153-2216A	153-2216A	MS PHILLIPS - 4-40 X 7/8	2
17	5	153-2009	153-2009	NYLON FLAT WASHER (3/8 - 0.060)	2
17	6	154-6884	154-6884	6 TOOTH SENSOR DISK	1
		ATTACHING PARTS			
		153-2201	153-2201	SET SCREW - 10-32 X 3/8	1
17	7	154-6875A	154-6875A	HEAD IDLER MOUNT BLOCK	1
		ATTACHING PARTS			
		153-2004	153-2004	FLAT WASHER - 1/4	2
		153-2014	153-2014	LOCK WASHER - 1/4	2
		153-2052	153-2052	HHCS - 1/4-20 X 7/8	2
17	8	154-9805	154-9805	PULLEY - 32XL037 - 3/8 BORE DF DBL SET	1
17	9	154-9802	154-9802	PULLEY 27XLO37 DF 2SETS 3/8 BORE	1
18	1	158-8435	158-8435	DRIVE BLOCK PILLWBLOCK ASSEMBLY	2
		ATTACHING PARTS			
		153-2006	153-2006	FLAT WASHER - 3/8	2
		153-2016	153-2016	LOCK WASHER - 3/8	2
		153-2066	153-2066	HHCS - 3/8-16X1	2
18	2	158-8602	158-8602	DRIVE MOTOR ASSEMBLY - EXTENDED SHAFT	1
		ATTACHING PARTS			
		153-2705	153-2705	CARRIAGE BOLT - 1/4-20 X 7/8	4
		153-2004	153-2004	FLAT WASHER - 1/4	4
		153-2014	153-2014	LOCK WASHER - 1/4	4
		153-2023	153-2023	HEX NUT - 1/4-20	4
18	2.1	158-1405B	158-1405B	BRUSHES - DRIVE MOTOR (SOLD AS PAIR)	PAIR
18	3	153-9002	153-9002	SPROCKET - 40B13 (5/8")	1
18	4	153-9003	-	SPROCKET - 40B10 (5/8")	2
18	5	158-6688	158-6688	PARTITION BEARING WALL	1
		ATTACHING PARTS			
		153-2004	153-2004	FLAT WASHER - 1/4	4
		153-2014	153-2014	LOCK WASHER - 1/4	4
		153-2023	153-2023	HEX NUT - 1/4-20	4
		153-2078	153-2078	FHMS - 1/4-20 X 3/4	4
18	6	154-6841	-	BUFFER IDLER MOUNT	1
		ATTACHING PARTS			
		153-2006	-	FLAT WASHER - 3/8	1
		153-2016	-	LOCK WASHER - 3/8	1
		153-2805	-	FHSS - 3/8-16 X 1-1/4	1
		153-2025	-	HEX NUT - 3/8-16	1
18	7	158-6655	-	THREADED BLOCK - WALKER	2
		ATTACHING PARTS			
		153-2603	-	HHCS - 1/4-20 X 3/4	2
		153-2014	-	LOCK WASHER - 1/4	2

**ATTACHING PARTS LIST**

Rev 10:12

FIGURE NUMBER	INDEX NUMBER	WALKER PART NUMBER	ION PART NUMBER	PART NAME & DESCRIPTION	QUANTITY NEEDED WALKER / ION
18	8	154-9603	154-9603	5/8" FLANGED BEARING (DRIVE SHAFT)	1
		ATTACHING PARTS			
		153-2061	153-2061	HHCS - 5/16-18 X 1	2
		153-2015	153-2015	LOCK WASHER - 5/16	2
		153-2005	153-2005	FLAT WASHER - 5/16	2
18	9	158-9611	-	CHAIN - 40P21R	1
		ATTACHING PARTS			
		153-9047	-	#40 MASTER LINK	1
18	10	158-8603	-	ZTR CHAIN IDLER ASSEMBLY	2
18	11	153-2936	-	SHIM - 3/8 X .032 LENGTHENING SHIM	1
18	12	153-2739	-	SHOULDER BOLT - 3/8 X 1 (5/16 THREAD)	2
18	13	153-2951	-	1/4-20 X 3" FULL THREAD HEX HEAD BOLT	2
		ATTACHING PARTS			
		153-2304	-	1/4-20 JAM NUT	2
18	14	154-1220	154-1220	INDUCTIVE PROXIMITY SENSOR	1
		ATTACHING PARTS			
		153-2216A	153-2216A	MS PHILLIPS - 4-40 X 7/8	2
18	15	154-6717	154-6717	5 - TOOTH SENSOR DISK - ALUMINUM (3/8 BORE)	1
		ATTACHING PARTS			
		153-2201		SET SCREW - 10-32 X 3/8	1
18	16	153-2045	153-2045	STEEL COLLAR - 5/8 X 1-1/8 X 1/2	2
18	17	154-6820	154-6820	MAIN DRIVE SHAFT	1
18	18	153-0043	153-0043	THICK FELT WASHER - 5/8	4
18	19	154-6881	154-6881	RECOVERY TANK SUPPORT BAR	2
		ATTACHING PARTS			
		153-2806	153-2806	FLAT HEAD PHILLIPS - 8-32 X 5/8	2
18	20	158-9612	158-9612	CHAIN - 40P43R	1
		ATTACHING PARTS			
		153-9047		#40 MASTER LINK	1
18	21	154-8007	154-8007	SIDE PLATE PILLOWBLOCK FOR DRIVE SHAFT	2
		ATTACHING PARTS			
		153-2006	153-2006	FLAT WASHER - 3/8	6
		153-2015	153-2015	LOCK WASHER - 3/8	4
		153-2024	153-2024	HEX NUT - 3/8-16	4
		153-2068	153-2068	HHCS - 3/8-16 X 1-1/2	2
		153-2805A	153-2805A	FHSS - 3/8-16 X 1-1/2	2
18	22	153-7013	153-7013	URETHANE BLEND LANE DRIVE WHEEL (4")	2
		ATTACHING PARTS			
		153-2819	153-2819	SET SCREW - 5/16-24 X 3/8 (W/ KNURL)	2
18	23	154-1015	154-1015	MICROSWITCH WITH ROLLER	1
		ATTACHING PARTS			
		153-2084	153-2084	MS PHILLIPS - 6-32 X 1	2
		153-2001	153-2001	FLAT WASHER - #6	4
		153-2018	153-2018	LOCKNUT - 6-32 (NYLOK)	2
18	24	158-6695	-	ZTR IDLER MOUNT BAR	1
		ATTACHING PARTS			
		153-2006	-	FLAT WASHER - 3/8	1
		153-2016	-	LOCK WASHER - 3/8	1
		153-2805	-	FHSS - 3/8-16 X 1-1/4	1
		153-2025	-	HEX NUT - 3/8-16	1
19	1	158-8642	158-8642	REAR LANE EDGE GUIDE ROLLER ASSEMBLY	2
		ATTACHING PARTS			
		153-2005	153-2005	FLAT WASHER - 5/16	2
		153-2015	153-2015	LOCK WASHER - 5/16	2
		153-2061	153-2061	HHCS - 5/16-18 X 1	2
19	2	158-8643	158-8643	FRONT LANE EDGE GUIDE ROLLER ASSEMBLY	2
		ATTACHING PARTS			
		153-2004	153-2004	FLAT WASHER - 1/4	2
		153-2014	153-2014	LOCK WASHER - 1/4	2
		153-2023	153-2023	HEX NUT - 1/4-20	2
		153-2052A	153-2052A	BHSS - 1/4-20 X 7/8	2
		153-2049	153-2049	SET SCREW - 8-32 X 3/16	1
20	1	153-9003	-	SPROCKET - 40B10 (5/8")	1
20	2	158-8414	158-8414	ASSEMBLY - BUFFER MOTOR 24VDC	1



**ATTACHING PARTS LIST**

Rev 10:12

FIGURE NUMBER	INDEX NUMBER	WALKER PART NUMBER	ION PART NUMBER	PART NAME & DESCRIPTION	QUANTITY NEEDED WALKER / ION
		<i>ATTACHING PARTS</i>			
		153-2004	153-2004	FLAT WASHER - 1/4	4
		153-2014	153-2014	LOCK WASHER - 1/4	4
		153-2052	153-2052	HHCS - 1/4-20 X 7/8	4
<b>20</b>	<b>2.1</b>	<b>158-1405B</b>	-	<b>BRUSHES - DRIVE MOTOR (SOLD AS PAIR)</b>	<b>PAIR</b>
<b>20</b>	<b>3</b>	<b>158-8602</b>	-	<b>DRIVE MOTOR ASSEMBLY - EXTENDED SHAFT</b>	<b>1</b>
		<i>ATTACHING PARTS</i>			
		153-2004	153-2004	FLAT WASHER - 1/4	4
		153-2014	153-2014	LOCK WASHER - 1/4	4
		153-2052	153-2052	HHCS - 1/4-20 X 7/8	4
<b>20</b>	<b>4</b>	<b>158-6631</b>	-	<b>ZTR MOTOR SPACER</b>	<b>1</b>
		<i>ATTACHING PARTS</i>			
		153-2004	-	FLAT WASHER - 1/4	2
		153-2014	-	LOCK WASHER - 1/4	2
		153-2078	-	FHMS - 1/4-20 X 3/4	4
		153-2603	-	HHCS - 1/4-20 X 3/4	2
<b>20</b>	<b>5</b>	<b>154-9603</b>	-	<b>5/8" FLANGED BEARING (DRIVE SHAFT)</b>	<b>1</b>
		<i>ATTACHING PARTS</i>			
		153-2061	-	HHCS - 5/16-18 X 1	2
		153-2015	-	LOCK WASHER - 5/16	2
		153-2005	-	FLAT WASHER - 5/16	2
<b>20</b>	<b>6</b>	<b>158-6630</b>	-	<b>BUFFER MOTOR MOUNT</b>	<b>1</b>
		<i>ATTACHING PARTS</i>			
		153-2005	-	FLAT WASHER - 5/16	4
		153-2015	-	LOCK WASHER - 5/16	4
		153-2061	-	HHCS - 5/16-18 X 1	4
<b>20</b>	<b>7</b>	<b>158-9610</b>	-	<b>CHAIN - 40P27R</b>	<b>1</b>
		<i>ATTACHING PARTS</i>			
		153-9047	-	#40 MASTER LINK	1
<b>20</b>	<b>8</b>	<b>158-9401</b>	-	<b>PULLEY - 14L050 X 1/2" BORE</b>	<b>1</b>
<b>20</b>	<b>9</b>	<b>158-6701</b>	-	<b>ZTR MOTOR ADJUSTMENT BLOCK - LEFT</b>	<b>1</b>
		<i>ATTACHING PARTS</i>			
		153-2003	153-2003	FLAT WASHER - #10	2
		153-2013	153-2013	LOCK WASHER - #10	2
		153-2955	153-2955	HEX HEAD 10-24 X 7/8	2
<b>20</b>	<b>10</b>	<b>153-2976</b>	-	<b>HHCS FULL THREAD 5/16-18 X 6-1/2" LONG</b>	<b>1</b>
<b>21</b>	<b>1</b>	<b>158-7001</b>	-	<b>DRIVE WHEEL - 4.5 INCH</b>	<b>2</b>
		<i>ATTACHING PARTS</i>			
		153-2819	-	SET SCREW - 5/16-24 X 3/8 (W/ KNURL)	2
<b>21</b>	<b>2</b>	<b>158-8601</b>	-	<b>ZTR SHAFT BUSHING BLOCK ASSEMBLY - INNER</b>	<b>1</b>
		<i>ATTACHING PARTS</i>			
		153-2503	-	FHSS - 5/16-18 X 1-1/4	2
<b>21</b>	<b>3</b>	<b>158-6627</b>	-	<b>KICK-UP WHEEL SHAFT</b>	<b>1</b>
<b>21</b>	<b>4</b>	<b>158-8608</b>	-	<b>KICK-UP WHEEL MOUNT BLOCK ASSEMBLY</b>	<b>1</b>
		<i>ATTACHING PARTS</i>			
		153-2006	-	FLAT WASHER - 3/8	2
		153-2015	-	LOCK WASHER - 3/8	2
		153-2066	-	HHCS - 3/8-16 X 1	2
<b>21</b>	<b>5</b>	<b>158-8609</b>	-	<b>KICK-UP WHEEL ANGLE ASSEMBLY - RIGHT</b>	<b>1</b>
		<i>ATTACHING PARTS</i>			
		153-2006	-	FLAT WASHER - 3/8	2
		153-2015	-	LOCK WASHER - 3/8	2
		153-2066	-	HHCS - 3/8-16 X 1	2
<b>21</b>	<b>6</b>	<b>158-8612</b>	-	<b>ZTR KICK-UP WHEEL SPACER ASSEMBLY</b>	<b>1</b>
		<i>ATTACHING PARTS</i>			
		153-2052A	-	BHSS - 1/4-20 X 7/8	2
<b>21</b>	<b>7</b>	<b>153-7203</b>	-	<b>NEOPRENE BUMPER WHEEL</b>	<b>1</b>
		<i>ATTACHING PARTS</i>			
		153-2006	-	FLAT WASHER - 3/8	4
		153-2015	-	LOCK WASHER - 3/8	1
		153-2025	-	HEX NUT - 3/8-16	1
		153-2027	-	JAM NUT - 3/8-16	1
		153-2009	-	NYLON FLAT WASHER (3/8 - 0.060)	1
		153-2070	-	HHCS - 3/8-16 X 2-1/2	1
<b>21</b>	<b>8</b>	<b>158-6704</b>	-	<b>BUMPER WHEEL ANGLE MOUNT</b>	<b>1</b>
		<i>ATTACHING PARTS</i>			
		153-2602	-	HHCS - 5/16-18 X 3/4	2
		153-2015	-	LOCK WASHER - 5/16	2

**ATTACHING PARTS LIST**

Rev 10:12

FIGURE NUMBER	INDEX NUMBER	WALKER PART NUMBER	ION PART NUMBER	PART NAME & DESCRIPTION	QUANTITY NEEDED	
					WALKER / ION	
21	9	158-6703	-	BUMPER WHEEL MOUNT PLATE	1	
		ATTACHING PARTS				
		153-2005	-	FLAT WASHER - 5/16	2	
		153-2015	-	LOCK WASHER - 5/16	2	
21	10	153-2061	-	HHCS - 5/16-18 X 1	2	
		ATTACHING PARTS				
		158-8605	-	KICK-UP WHEEL SPROCKET ASSEMBLY	1	
		ATTACHING PARTS				
21	11	154-6831	-	6-TOOTH ALUMINUM DISK	1	
		ATTACHING PARTS				
21	12	153-2201	-	SET SCREW - 10-32 X 3/8	1	
		ATTACHING PARTS				
21	12	158-9613	-	SPROCKET - 25B10 1/4 BORE	1	
21	13	158-6626	-	6-TOOTH DISK SHAFT	1	
21	14	154-1220	-	INDUCTIVE PROXIMITY SENSOR	1	
		ATTACHING PARTS				
21	15	153-2216A	-	MS PHILLIPS - 4-40 X 7/8	2	
		ATTACHING PARTS				
		158-8606	-	KICK-UP WHEEL COUNTER MOUNT BLOCK ASSEMBLY	1	
		153-2004	-	FLAT WASHER - 1/4	2	
21	16	153-2014	-	LOCK WASHER - 1/4	2	
		153-2053	-	HHCS - 1/4-20 X 1	2	
		ATTACHING PARTS				
21	16	158-6628	-	ZTR DRIVE SHAFT - RIGHT	1	
21	17	153-9016	-	3/4" FLANGED BEARING	1	
		ATTACHING PARTS				
		153-2005	-	FLAT WASHER - 5/16	2	
		153-2015	-	LOCK WASHER - 5/16	2	
21	18	153-2602	-	HHCS - 5/16-18 X 3/4	2	
		ATTACHING PARTS				
		158-9602	-	SPROCKET 40B12 3/4 BORE W/KEYWAY	3	
21	19	158-6633	-	ZTR WHEEL SPACER	1	
21	20	158-6639	-	ZTR KICK-UP WHEEL SPACER MOUNT	2	
		ATTACHING PARTS				
21	21	153-2078	-	FHMS - 1/4-20 X 3/4	1	
		ATTACHING PARTS				
21	21	153-2703	-	STEEL COLLAR - 1/4 X 3/8	1	
21	22	153-2510	-	NYLON WASHER - 1/4 (0.060)	6	
21	23	153-2938	-	NYLON WASHER - 3/4" X 1/8" THICK	2	
21	24	153-2939	-	NYLON WASHER - 3/4" X 1/16" THICK	2	
21	25	158-6658	-	ZTR CHAIN TENSIONER	1	
		ATTACHING PARTS				
		153-2013	-	LOCK WASHER - #10	2	
		153-2002	-	FLAT WASHER - #8	8	
21	26	153-2089	-	MS PHILLIPS - 8-32 X 1	2	
		ATTACHING PARTS				
		158-9609	-	CHAIN - 40P55R	1	
21	27	153-9047	-	#40 MASTER LINK	1	
		ATTACHING PARTS				
21	28	154-9209	-	CHAIN - 25P65R	1	
		ATTACHING PARTS				
21	1	153-9045	-	#25 MASTER LINK	1	
		ATTACHING PARTS				
21	2	158-6705	-	BUMPER WHEEL SIDE POST	1	
		ATTACHING PARTS				
22	1	153-2604	-	MS FLAT PHILLIPS - 10-32 X 1/2	1	
		ATTACHING PARTS				
22	2	153-2819	-	SET SCREW - 5/16-24 X 3/8 (W/ KNURL)	2	
		ATTACHING PARTS				
22	2	158-6629	-	ZTR DRIVE SHAFT LEFT	1	
22	3	158-8601	-	ZTR SHAFT BUSHING BLOCK ASSEMBLY - INNER	1	
		ATTACHING PARTS				
22	4	153-2503	-	FHSS - 5/16-18 X 1-1/4	2	
		ATTACHING PARTS				
22	4	158-6627	-	KICK-UP WHEEL SHAFT	1	
22	5	158-8608	-	KICK-UP WHEEL MOUNT BLOCK ASSEMBLY	1	
		ATTACHING PARTS				
		153-2006	-	FLAT WASHER - 3/8	2	
		153-2015	-	LOCK WASHER - 3/8	2	
22	5	153-2066	-	HHCS - 3/8-16 X 1	2	
		ATTACHING PARTS				

**ATTACHING PARTS LIST**

Rev 10:12

FIGURE NUMBER	INDEX NUMBER	WALKER PART NUMBER	ION PART NUMBER	PART NAME & DESCRIPTION	QUANTITY NEEDED WALKER / ION
22	6	158-8612	-	ZTR KICK UP WHEEL SPACER	1
22	7	153-7203	-	NEOPRENE BUMPER WHEEL	1
		ATTACHING PARTS			
		153-2006	-	FLAT WASHER - 3/8	4
		153-2015	-	LOCK WASHER - 3/8	1
		153-2025	-	HEX NUT - 3/8-16	1
		153-2027	-	JAM NUT - 3/8-16	1
		153-2009	-	NYLON FLAT WASHER (3/8 - 0.060)	1
		153-2070	-	HHCS - 3/8-16 X 2-1/2	1
22	8	158-6704	-	BUMPER WHEEL ANGLE MOUNT	1
		ATTACHING PARTS			
		153-2602	-	HHCS - 5/16-18 X 3/4	2
		153-2015	-	LOCK WASHER - 5/16	2
22	9	158-6703	-	BUMPER WHEEL MOUNT PLATE	1
		ATTACHING PARTS			
		153-2005	-	FLAT WASHER - 5/16	2
		153-2015	-	LOCK WASHER - 5/16	2
		153-2061	-	HHCS - 5/16-18 X 1	2
22	10	158-8607	-	KICK-UP WHEEL MOUNT ANGLE ASSY - LEFT	1
		ATTACHING PARTS			
		153-2006	-	FLAT WASHER - 3/8	2
		153-2015	-	LOCK WASHER - 3/8	2
		153-2066	-	HHCS - 3/8-16 X 1	2
22	11	158-8605	-	KICK-UP WHEEL SPROCKET ASSEMBLY	1
22	12	154-6831	-	6-TOOTH ALUMINUM DISK	1
		ATTACHING PARTS			
		153-2201	-	SET SCREW - 10-32 X 3/8	1
22	13	158-9613	-	SPROCKET - 25B10 1/4 BORE	1
22	14	158-6626	-	6 TOOTH DISK SHAFT	1
22	15	158-8606	-	KICK-UP WHEEL COUNTER MOUNT BLOCK ASSEMBLY	1
		ATTACHING PARTS			
		153-2004	-	FLAT WASHER - 1/4	2
		153-2014	-	LOCK WASHER - 1/4	2
		153-2053	-	HHCS - 1/4-20 X 1	2
22	16	154-1220	-	INDUCTIVE PROXIMITY SENSOR	1
		ATTACHING PARTS			
		153-2216A	-	MS PHILLIPS - 4-40 X 7/8	2
22	17	153-9016	-	3/4" FLANGED BEARING	1
		ATTACHING PARTS			
		153-2005	-	FLAT WASHER - 5/16	2
		153-2015	-	LOCK WASHER - 5/16	2
		153-2602	-	HHCS - 5/16-18 X 3/4	2
22	18	158-9602	-	SPROCKET 40B12 3/4 BORE W/KEYWAY	3
22	19	158-6633	-	ZTR WHEEL SPACER	1
22	20	158-6639	-	ZTR KICK-UP WHEEL SPACER MOUNT	2
		ATTACHING PARTS			
		153-2078	-	FHMS - 1/4-20 X 3/4	1
22	21	153-2937	-	SHAFT COLLAR 3/4" ID	1
22	22	153-2703	-	STEEL COLLAR - 1/4 X 3/8	1
22	23	153-2510	-	NYLON WASHER - 1/4 (0.060)	6
22	24	153-2938	-	NYLON WASHER - 3/4" X 1/8" THICK	2
22	25	153-2939	-	NYLON WASHER - 3/4" X 1/16" THICK	2
22	26	158-6658	-	ZTR CHAIN TENSIONER	1
		ATTACHING PARTS			
		153-2013	-	LOCK WASHER - #10	2
		153-2002	-	FLAT WASHER - #8	8
		153-2089	-	MS PHILLIPS - 8-32 X 1	2
22	27	158-9609	-	CHAIN - 40P55R	1
		ATTACHING PARTS			
		153-9047	-	#40 MASTER LINK	1
22	28	154-9209	-	CHAIN - 25P65R	1
		ATTACHING PARTS			
		153-9045	-	#25 MASTER LINK	1

**ATTACHING PARTS LIST**

Rev 10:12

FIGURE NUMBER	INDEX NUMBER	WALKER PART NUMBER	ION PART NUMBER	PART NAME & DESCRIPTION	QUANTITY NEEDED WALKER / ION
22	29	158-6705	-	BUMPER WHEEL SIDE POST	1
		ATTACHING PARTS			
		153-2604	-	MS FLAT PHILLIPS - 10-32 X 1/2	1
23	1	158-8623	-	WHISKER ASSEMBLY	2
23	1.1	153-2941	-	VINYL CAP	4
23	2	153-2739	-	SHOULDER BOLT 3/8 IN DIA 1" LONG	2
23	3	158-8611	-	WHISKER BEARING BLOCK ASSEMBLY	2
		ATTACHING PARTS			
		153-2055	-	HHCS - 1/4-20 X 1-1/2	2
		153-2004	-	FLAT WASHER - 1/4	2
		153-2023	-	HEX NUT - 1/4-20	1
		153-2014	-	LOCK WASHER - 1/4	2
23	4	153-1203	-	MICROSWITCH-WITH ROLLER	2
		ATTACHING PARTS			
		153-2216	-	MS PHILLIPS - 4-40 X 5/8	2
23	5	158-6641	-	WHISKER SWITCH MOUNT PLATE	2
		ATTACHING PARTS			
		153-2086	-	MS PHILLIPS - 8-32 X 5/8	2
		153-2002	-	FLAT WASHER - #8	4
		153-2019	-	8-32 NYLON LOCKNUT	2
23	6	153-2945	-	TORSION SPRING - LH	1
23	7	158-6642	-	WHISKER SPRING MOUNT BLOCK LEFT	1
		ATTACHING PARTS			
		153-2739	-	SHOULDER BOLT 3/8 IN DIA 1" LONG	1
		153-2945	-	TORSION SPRING - LH	1
		153-2086	-	MS PHILLIPS - 8-32 X 5/8	1
		153-2806	-	FLAT HEAD PHILLIPS - 8-32 X 5/8	1
		153-2414	-	HEX NUT - 8-32	1
23	8	158-6643	-	WHISKER SPRING MOUNT BLOCK RIGHT	1
		ATTACHING PARTS			
		153-2739	-	SHOULDER BOLT 3/8 IN DIA 1" LONG	1
		153-2945	-	TORSION SPRING - LH	1
		153-2086	-	MS PHILLIPS - 8-32 X 5/8	1
		153-2806	-	FLAT HEAD PHILLIPS - 8-32 X 5/8	1
		153-2414	-	HEX NUT - 8-32	1
23	9	153-2944	-	TORSION SPRING - RH	1
24	1	158-6706-2850	158-6706-2850	BATTERY BOX FRONT PLATE	1
		ATTACHING PARTS			
		153-2935	153-2935	MS FLAT HEAD PHILLIPS 10-24 X 3/4	4
24	2	158-6707-2850	158-6707-2850	BATTERY BOX BACK PLATE	1
24	3	154-0218	154-0218	GROMMET - 7/16 X 11/16 (1/4" PANEL)	1
24	4	158-0618	158-0618	PULL HANDLE	2
		ATTACHING PARTS			
		153-2086	153-2086	MS PHILLIPS - 8-32 X 5/8	2
		153-2002	153-2002	FLAT WASHER - #8	2
		153-2013	153-2013	LOCK WASHER - #10	2
24	5	153-2975	153-2975	WELD NUT 1/4-20	2
		ATTACHING PARTS			
		153-2053A	153-2053A	BHSS - 1/4-20 X 1	1
		153-2004	153-2004	FLAT WASHER - 1/4	1
		153-2020	153-2020	LOCKNUT - 1/4-20 (NYLOK)	1
24	6	158-6619	158-6619	BATTERY SPACER FOR BATTERY BOX	2
24	7	158-8421	158-8421	FUSE LINK ASSY - ION (AUTOMOTIVE STYLE)	1
24	8	153-2977	153-2977	PLASTIC BUMPER - BATTERY BOX	4
		ATTACHING PARTS			
		153-2087	153-2087	MS PHILLIPS - 8-32 X 3/4	1
		153-2002	153-2002	FLAT WASHER - #8	1
		153-2019	153-2019	LOCKNUT - 8-32 (NYLOK)	1

## **Complete Parts List**

The following pages will help you find fasteners and other attaching parts to help you maintain your lane machine. If you require help finding a part please call (800) 280-2695 or (863) 734-0200.

Visit [www.kegel.net](http://www.kegel.net) for the latest upgrades, parts lists and more. Parts are subject to change.

COMPLETE PARTS LIST 11:12

<b>PART NUMBER</b>	<b>PART DESCRIPTION</b>	<b>UOM</b>
153-0001	TRANSPORT CASTER (3 INCH DUAL WHEEL)	EA
153-0029S	1 INCH EMT CONDUIT	IN
153-0030C	TUBING - 5/8 OD X 1/2ID CLEAR PVC	FT
153-0036	LID VIBRATION STRIP (SOLD BY INCH)	IN
153-0037	DECAL (MADE IN USA)	EA
153-0043	THICK FELT WASHER - 5/8	EA
153-0046	STOCK - SQUARE GROMMET	IN
153-0047EZ	CLOTH - EZ EXTRUDED REUSABLE CORE	CASE
153-0202E	SQUEEGEE BLADE- INDIVIDUAL (BLUE)	EA
153-0204G	DECAL - OEM APPROVED COMPONENT	EA
153-0211	SQUEEGEE ROD END WITH FITTING (ON MOTOR)	EA
153-0225	1-1/4 INCH PVC ELBOW (1-1/4 - MPT)	EA
153-0242	REDUCER (1/4 - FPT X 3/8 - MPT) PVC	EA
153-0429	DMR DUSTER ROLL SUPPORT PIPE (40 INCH)	EA
153-0815	UNION TEE (1/4 X 1/4 X 1/4-QUICK DISC)	EA
153-1017	LY2 RELAY BASE	EA
153-1020	RELAY CLAMPS	PR
153-1028	PANEL-MOUNT FUSE HOLDER - UL (COMPLETE)	EA
153-1034	FEMALE QUICK DISCONNECT-3/16 (18 AWG)	EA
153-1035	FEMALE QUICK DISCONNECT-1/4 (18 AWG)	EA
153-1035A	FEMALE QUICK DISCONNECT-1/4 (14 AWG)	EA
153-1036	RING TERMINAL - 16-14 AWG (#6 STUD)	EA
153-1036B	RING TERMINAL - 16-14 AWG (#8 STUD)	EA
153-1039A	CONNECTOR 9 CIRCUIT FREE RECEPTACLE	EA
153-1040	CONNECTOR 9 CIRCUIT FREE PLUG (MALE PIN)	EA
153-1041	CONNECTOR 2 CIRCUIT FREE RECEPTACLE	EA
153-1042	CONNECTOR 2 CIRCUIT FREE PLUG (MALE PIN)	EA
153-1043	CONNECTOR 3 CIRCUIT PANEL PLUG-MALE PINS	EA
153-1044	CONNECTOR 3 CIRCUIT FREE RECEPTACLE	EA
153-1045	FEMALE TERMINAL (0.093 DIA 14-20 AWG)	EA
153-1046	MALE TERMINAL (0.093 DIA 14-20 AWG)	EA
153-1049A	WIRE HARNESS CLAMP - 1/4	EA
153-1049B	WIRE HARNESS CLAMP - 1/2	EA
153-1049C	WIRE HARNESS CLAMP - 3/4 - NATURAL	EA
153-1049D	WIRE HARNESS CLAMP - 1/8	EA
153-1049E	WIRE HARNESS CLAMP - 3/8	EA
153-1049F	WIRE HARNESS CLAMP - 5/8	EA
153-1063	CONNECTOR 3 CIRCUIT MALE PLUG	EA
153-1064	CONNECTOR 3 CIRCUIT FEMALE PLUG	EA
153-1065	MALE TERMINAL 18 AMP 14-20 AWG	EA
153-1066	FEMALE TERMINAL 18 AMP 14-20 AWG	EA
153-1202	MICROSWITCH-WITHOUT ROLLER (DMR & O L S)	EA
153-1203	MICROSWITCH-WITH ROLLER (SQUEEGEE/BRUSH)	EA
153-1209	BUTTON GUARD	EA
153-1214	IN-LINE FUSE HOLDER	EA

COMPLETE PARTS LIST 11:12

153-1404	SILICON RECTIFIER DIODE (FOR PC)	EA
153-1408	PUSH BUTTON (RED = NORMALLY OPEN)	EA
153-1602A	CONNECTOR 12 CIRCUIT FREE RECEPTACLE	EA
153-1809H	DIN RAIL - 5.75 INCH	EA
153-1809J	DIN RAIL - 12-1/2 INCH	EA
153-2001	FLAT WASHER - #6	EA
153-2002	FLAT WASHER - #8	EA
153-2003	FLAT WASHER - #10	EA
153-2004	FLAT WASHER - 1/4	EA
153-2005	FLAT WASHER - 5/16	EA
153-2006	FLAT WASHER - 3/8	EA
153-2007	FLAT WASHER - 1/2	EA
153-2009	NYLON FLAT WASHER (3/8 - 0.060)	EA
153-2010	NYLON FLAT WASHER (1/2 - 0.030)	EA
153-2010A	NYLON FLAT WASHER (1/2 - 0.060)	EA
153-2011	NYLON FLAT WASHER (5/8 - 0.060)	EA
153-2013	LOCK WASHER - #10	EA
153-2014	LOCK WASHER - 1/4	EA
153-2015	LOCK WASHER - 5/16	EA
153-2016	LOCK WASHER - 3/8	EA
153-2017	LOCK WASHER - 1/2	EA
153-2018	LOCKNUT - 6-32 (NYLOK)	EA
153-2019	LOCKNUT - 8-32 (NYLOK)	EA
153-2020	LOCKNUT - 1/4-20 (NYLOK)	EA
153-2020A	LOCKNUT - 1/4-20 (STOVER)	EA
153-2023	HEX NUT - 1/4-20	EA
153-2024	HEX NUT - 5/16-18	EA
153-2025	HEX NUT - 3/8-16	EA
153-2026	HEX NUT - 1/2-13	EA
153-2027	JAM NUT - 3/8-16	EA
153-2027A	JAM NUT - 5/16-18	EA
153-2030	ACORN NUT - 3/8-16	EA
153-2034	ALUMINUM RIVET (0.187 X 0.450 X 0.375)	EA
153-2035	BLIND RIVET WASHER - 3/16	EA
153-2036	SNAP RING - 5/8	EA
153-2037	ROLL PIN - 1/8 X 1-3/4	EA
153-2038	ROLL PIN - 1/8 X 1	EA
153-2038A	ROLL PIN - 1/8 X 1-1/4	EA
153-2040	SPOOL GROMMET - 5/16 X 1/2(1/4 IN PANEL)	EA
153-2045	STEEL COLLAR - 5/8 X 1-1/8 X 1/2	EA
153-2049	SET SCREW - 8-32 X 3/16	EA
153-2050	SET SCREW - 1/4-28 X 3/8	EA
153-2051	SET SCREW - 1/4-20 X 1/2	EA
153-2051A	SET SCREW - 1/4-20 X 1/4	EA
153-2051B	SET SCREW - 1/4-20 X 3/8	EA
153-2052	HHCS - 1/4-20 X 7/8	EA
153-2052A	BHSS - 1/4-20 X 7/8	EA

COMPLETE PARTS LIST 11:12

153-2053	HHCS - 1/4-20 X 1	EA
153-2053A	BHSS - 1/4-20 X 1	EA
153-2054	HHCS - 1/4-20 X 1-1/4	EA
153-2061A	BHSS - 5/16-18 X 1	EA
153-2062	HHCS - 5/16-18 X 1-1/4	EA
153-2066	HHCS - 3/8-16 X 1	EA
153-2067	HHCS - 3/8-16 X 1-1/4	EA
153-2068	HHCS - 3/8-16 X 1-1/2	EA
153-2069	HHCS - 3/8-16 X 2	EA
153-2070	HHCS - 3/8-16 X 2-1/2	EA
153-2073A	HHCS - 1/2-13 X 1-1/2	EA
153-2074	M6 LOCK WASER DIN 127 S/S	EA
153-2078	FHMS - 1/4-20 X 3/4	EA
153-2079	FHCS - 1/4-20 X 1 BLACK ALLOY - GRADE 8	EA
153-2081	MS PHILLIPS - 6-32 X 1/2	EA
153-2083	MS PHILLIPS - 6-32 X 7/8	EA
153-2084	MS PHILLIPS - 6-32 X 1	EA
153-2085	MS PHILLIPS - 6-32 X 1-1/4	EA
153-2086	MS PHILLIPS - 8-32 X 5/8	EA
153-2086A	MS PHILLIPS - 8-32 X 3/8	EA
153-2087	MS PHILLIPS - 8-32 X 3/4	EA
153-2089	MS PHILLIPS - 8-32 X 1	EA
153-2090	MS PHILLIPS - 8-32 X 1-1/2	EA
153-2091	MS PHILLIPS - 10-32 X 3/4	EA
153-2092	MS PHILLIPS - 10-32 X 1	EA
153-2093	SPRING - 0.42 OD X 0.75	EA
153-2099	KEYSTOCK - 3/16 X 1/2	EA
153-2099A	KEYSTOCK - 3/16 X 3/16 X 12 INCH	IN
153-2100	KEYSTOCK - 3/16 X 3/4	EA
153-2101	KEYSTOCK - 3/16 X 7/8	EA
153-2102	KEYSTOCK - 3/16 X 1-1/4	EA
153-2103	KEYSTOCK - 3/16 X 2-1/4	EA
153-2108	DOME RIVET - 1/8 FOR NAMEPLATE	EA
153-2110	MS PHILLIPS FLAT 10-24 X 3/8	EA
153-2113	MS PHILLIPS - 8-32 X 3/8 (SELF TAP)	EA
153-2115	SPRING-0.66 OD X 0.625 (ON-LANE SWITCH)	EA
153-2118	10-32 X 3/16 SOC SET SCREW ALLOY	EA
153-2201	SET SCREW - 10-32 X 3/8	EA
153-2203	FLAT HEAD PHILLIPS - 10-32 X 3/8	EA
153-2204	ROLL PIN - 3/32 X 1/2	EA
153-2207	MS PHILLIPS - 10-24 X 1-1/4	EA
153-2208	LOCKNUT - 10-24 (NYLOK)	EA
153-2209	HHCS - 1/4-20 X 2-1/2	EA
153-2214	JAM NUT - 5/16-24	EA
153-2216	MS PHILLIPS - 4-40 X 5/8	EA
153-2216A	MS PHILLIPS - 4-40 X 7/8	EA
153-2227	SS FHMS - 1/4-20 X 1-1/4	EA



COMPLETE PARTS LIST 11:12

153-2227A	FHMS - 1/4-20 X 1-1/2	EA
153-2231	LOCKNUT - 4-40	EA
153-2232L	LID LATCH - FLUSH MOUNT WITH LOCK	EA
153-2234	HHCS - 3/8-16 X 4 (FULL THREAD)	EA
153-2301	MS PHILLIPS - 10-24 X 5/8	EA
153-2303	SHOULDER BOLT-3/8 X 5/8 (5/16-18)	EA
153-2304	JAM NUT - 1/4-20	EA
153-2402	SPOOL GROMMET - 1/4 X 3/8 (1/4 IN PANEL)	EA
153-2403	COUNTERSUNK LOCK WASHER - 1/4	EA
153-2406	HOSE CLAMP (2 INCH)	EA
153-2407	SHOULDER BOLT-3/8 X 1-3/4 (5/16-18)	EA
153-2408	SHOULDER BOLT-5/16 X 1/2 (1/4-20)	EA
153-2412	SHCS-1/4-20 X 1/2 (CUSHION ROLLER STOP)	EA
153-2414	HEX NUT - 8-32	EA
153-2417	GROMMET - 5/8 X 15/16 (0.060 PANEL)	EA
153-2503	FHSS - 5/16-18 X 1-1/4	EA
153-2504	MS PHILLIPS - 4-40 X 3/8	EA
153-2505	MS PHILLIPS - 4-40 X 1	EA
153-2506	SLOTTED SHIM WASHER-3/8 (FOR VALVE)	EA
153-2510	NYLON WASHER - 1/4 (0.060)	EA
153-2511	SPRING NUT - 8-32	EA
153-2515	SHOULDER BOLT - 3/8 X 1/2 (5/16-18)	EA
153-2516	MS PHILLIPS - 4-40 X 1-1/2	EA
153-2520	FLAT HEAD PHILLIPS - 8-32 X 1-1/4	EA
153-2522	MS PHILLIPS - 4-40 X 1/2	EA
153-2528	HHCS - 1/4-20 X 1-3/4 (FULL THREAD)	EA
153-2529	SET SCREW - 8-32 X 3/8	EA
153-2530	STANDOFF FASTENER-8-32 X 1 (M/F)	EA
153-2531	NYLON WASHER - 3/8 (0.030)	EA
153-2533	INTERNAL TOOTH LOCK WASHER - #8	EA
153-2535	SHOULDER BOLT-5/16 X 2-1/4 (1/4-20)	EA
153-2536	FINISHING PLUG - 1/2 BLACK NYLON	EA
153-2541	MS PHILLIPS - 8-32 X 1/2	EA
153-2602	HHCS - 5/16-18 X 3/4	EA
153-2603	HHCS - 1/4-20 X 3/4	EA
153-2604	MS FLAT PHILLIPS - 10-32 X 1/2	EA
153-2702	FHMS - 1/4-20 X 1 SELF-LOCKING	EA
153-2703	STEEL COLLAR - 1/4 X 3/8	EA
153-2705	CARRIAGE BOLT - 1/4-20 X 7/8	EA
153-2707	SHCS - 5/16-24 X 3/4	EA
153-2711	FENDER WASHER - 5/16	EA
153-2713	SPRING - OIL TIP RETAINER	EA
153-2715	SPOOL GROMMET - 3/8 X 9/16(3/8 IN PANEL)	EA
153-2716	STOCK - HHCS - 1/4-20 X 4 (FULL THREAD)	EA
153-2716A	HHCS - 1/4-20 X 3-3/4 (FULL THREAD)	EA
153-2719A	SPACER DUSTER SWITCH 3/8 OD #10 SCREW	EA
153-2727	4-40 X 1-1/4 FHMS	EA

COMPLETE PARTS LIST 11:12

153-2739	SHOULDER BOLT 3/8 IN DIA 1 IN LONG	EA
153-2742	FHMS- 1/4-20 X 1/2	EA
153-2743	COUNTERSUNK LOCK WASHER - #10	EA
153-2744	SET SCREW - 10-24 X 1/4 (NYLON INSERT)	EA
153-2801	SHOULDER BOLT-3/8 X 3/8 (5/16-18)	EA
153-2801A	SHOULDER BOLT-3/8 X 3/8-CUT (5/16-18)	EA
153-2802	FHSS - 5/16-18 X 5/8	EA
153-2802	FHSS - 5/16-18 X 5/8	EA
153-2804	COLLAR - 3/8 X 3/4 X 3/8	EA
153-2805	FHSS - 3/8-16 X 1-1/4	EA
153-2805A	FHSS - 3/8-16 X 1-1/2	EA
153-2806	FLAT HEAD PHILLIPS - 8-32 X 5/8	EA
153-2813	MS FLAT PHILLIPS - 10-32 X 3/4	EA
153-2817	FLAT HEAD PHILLIPS - 8-32 X 1/2	EA
153-2819	SET SCREW - 5/16-24 X 3/8 (W/ KNURL)	EA
153-2824	FLAT HEAD PHILLIPS 8-32 X 7/8 (HANDLE)	EA
153-2827	HOLE PLUG 1/4	EA
153-2830	QHEX HEAD SELF TAP #10 X 5/8 SCREW	EA
154-2833	WHEEL AXLE - SHOULDER BOLT	EA
153-2902	STEEL COLLAR - 1/2 X 1-1/8 X 1/2	EA
153-2924	MS PHILLIPS - 1/4-20 X 3/4 SSTRUSS HEAD	EA
153-2927	MS - PHILLIPS - 8-32 X 2-3/4 (PAN HEAD)	EA
153-2932	SET SCREW - 1/4-20 X 1-3/4	EA
153-2933	GROMMETT - 1 IN OD x 3/4 ID X 3/16 GRIP	EA
153-2934	GROMMET - 812 IN OD x 5/8 ID X 3/16 GRIP	EA
153-2935	MS FLAT HEAD PHILLIPS 10-24 X 3/4	EA
153-2936	SHIM - 3/8 X .032 LENGTHENING SHIM	EA
153-2937	SHAFT COLLAR 3/4 INCH ID	EA
153-2938	NYLON WASHER 3/4 IN 1/8 IN THK	EA
153-2939	NYLON WASHER 3/4 IN 1/16 IN THK	EA
153-2940	CAPTIVE NUT	EA
153-2941	VINYL CAP	EA
153-2942S	PIANO HINGE - 1 PIECE EQUALS 48 INCHES	IN
153-2943	SPRING HINGE	EA
153-2944	TORSION SPRING - RH	EA
153-2945	TORSION SPRING - LH	EA
153-2946	EXTENSION SPRING - WHISKER	EA
153-2949	SCREW 6-32 X 1/4 FLAT HEAD PHILLIPS ZINC	EA
153-2952	EYEBOLT 3/8-16 1 IN SHANK 7/8 IN THREAD	EA
153-2953	FENDER WASHER - #8	EA
153-2954	HHCS - 8-32 X 1-3/4	EA
153-2955	SCREW - 10-24 X 7/8 HEX HEAD MACHINE SCR	EA
153-2956	SCREW - 1/4 -20 X 3/4 SKT HEAD CAP SCREW	EA
153-2972	THREADED PIN 1/4-20 FOR TIP & HOSE HOLD	EA
153-2972S	FHSCS 1/4-20 X 3/8 BLACK OXIDE	EA
153-2973	CAPTIVE NUT STEEL CLINCH 8-32	EA
153-2975	WELD NUT 1/4-20	EA

COMPLETE PARTS LIST 11:12

153-2976	HHCS FULL THREAD 5/16-18 X 6-1/2 IN LONG	EA
153-2977	PLASTIC BUMPER - BATTERY BOX	EA
153-2978	SPRING - COMPRESSION FOR GUIDE ROLLER	EA
153-2979	WASHER - THRUST BEARING FOR GUIDE ROLLER	EA
153-2980	DOWEL PIN FOR GUIDE ROLLER	EA
153-2992	WASHER - TRIPLE WAVE 18-8 SS	EA
153-6006	MOMENTARY LANE ROLLER SHAFT	EA
153-6010	CHANNEL - OUTSIDE FOR SQUEEGEE ASSY	EA
153-6010A	CHANNEL - INSIDE FOR SQUEEGEE ASSY	EA
153-6027	LANE DISTANCE ADJUSTMENT BLOCK	EA
153-6029	MOMENTARY WHEEL HOUSING	EA
153-6068	MICROSWITCH ADJUSTMENT BAR FOR OLS	EA
153-6221M	VACUUM WALL ADAPTER PLASTIC	EA
153-6225B	DUSTER CLOTH HUB (1/4-28)	EA
153-6263B	DUSTER HUB FOR PVC (1/4-28)	EA
153-6417	GUIDE ROLLER MOUNTING BAR (ALUMINUM)	EA
153-6419L	PIVOT ARM - DUSTER CUSHION ROLLER	EA
153-6437	PUSH BUTTON MOUNTING PLATE	EA
153-6850	UHMW DUSTER PLUG FOR CARDBOARD CORE	EA
153-6851	UHMW HANDLE SPACER	EA
153-6853	UHMW DUSTER PLUG FOR PVC TAKE-UP REEL	EA
153-7002AA	LANE DISTANCE COUNTER WHEEL-TREAD (2IN)	EA
153-7005	MOMENTARY WHEEL STOCK (RESALE 153-7005R)	EA
153-7013	URETHANE-BLEND LANE DRIVE WHEEL (4 IN)	EA
153-7203	NEOPRENE BUMPER WHEEL	EA
153-8062	COLLAR ASSEMBLY FOR O L S	EA
153-8202B	DUSTER SOLID DRIVE HUB (PVC-1/4-28)	EA
153-8827T	1-1/4 PVC ELBOW-TANK INLET (NO THREADS)	EA
153-8839	CUSHION ROLLER W/PAD (STEEL=44-3/8)	EA
153-9002	SPROCKET - 40B13 (5/8 IN) 1/4-20 SET	EA
153-9003	SPROCKET - 40B10 (5/8 IN)	EA
153-9010	SPROCKET-25B15 (3/8 IN) 1/4-20 SET	EA
153-9023	FLANGED BUSHING (1/2 X 3/4 X 3/4)	EA
153-9024A	PLAIN BUSHING (5/8 X 7/8 X 3/4)	EA
153-9030	PLAIN BUSHING (1/4 X 3/8 X 1/2)	EA
153-9031	PLAIN BUSHING (1/4 X 3/8 X 3/4)	EA
153-9035	PLAIN BUSHING (3/8 X 1/2 X 3/4)	EA
153-9037	PLAIN BUSHING (1/2 X 3/4 X 3/4)	EA
153-9045	25 MASTER LINK	EA
153-9047	40 MASTER LINK	EA
153-9051	CUSHION ROLLER PLUG WITH STUD	EA
153-9101	PLAIN BUSHING (1/2 X 5/8 X 1/2)	EA
153-9402	FLANGED BUSHING (3/8 X 1/2 X 1/2)	EA
153-9803	FLANGED BUSHING (3/8 X 1/2 X 1/4)	EA
153-9816	3/4 IN FLANGED BEARING - 5/16-18 TAPPED	EA
154-0006	BUMPER GUARD - POLYURETHANE (9/32)	EA
154-0031	5/16-24 ALLTHREAD STOCK-ZINC PLATE	IN

COMPLETE PARTS LIST 11:12

154-0201A	VITON TUBING STOCK (3/8 I OD X 1/4 ID)	EA
154-0202	PUMP TUBING STOCK (3/8 IN OD X 1/4 ID)	IN
154-0202A	PENCIL TUBING STOCK - 1/4 OD X 1/8 ID	IN
154-0202B	PENCIL TUBING STOCK-3/16 OD X 1/16 ID	IN
154-0202C	PENCIL TUBING CLR- 1/4 IN OD X 1/8 IN ID	IN
154-0204STK	STK YELLOW TYGON TUBING-1/2 OD X 3/8 ID	IN
154-0206S	SPRING STOCK-3/8 IN OD X 0.041 WIRE	EA
154-0211	FILTER FOR OIL TANK VENT VALVE	EA
154-0212	TANK FILTER (5 IN SS) FOR OIL TANK	EA
154-0212S	STOCK - TANK FILTER (SS)	EA
154-0218	GROMMET - 7/16 X 11/16 (1/4 INCH PANEL)	EA
154-0221	BULKHEAD UNION - 1/4 IN TUBING	EA
154-0222	ELBOW - 1/4 IN STEM X 1/4 IN TUBING OD	EA
154-0223	ELBOW (90 DEGREE) - 1/4 NPT X 1/4 IN TU	EA
154-0224	MALE CONNECTOR - 1/4 TUBE X 1/8 NPT	EA
154-0225	ELBOW - 3/8 TUBE OD X 1/4 NPT	EA
154-0226	ELBOW-TUBE TO HOSE BARB (1/4 X 1/4 ID)	EA
154-0227	ELBOW-TUBE TO HOSE BARB (1/4 X 5/16 ID)	EA
154-0228S	STOCK - 1/8 IN GRAY FELT (SAE F3)	SQ IN
154-0236	DELTRIN HOLLOW ROD STOCK-1/4 ID X 1/2 OD	EA
154-0242H	STOCK-VELCRO (2 IN WIDE HOOK)	IN
154-0242L	STOCK-VELCRO (2 IN WIDE LOOP W/ADHESIVE)	IN
154-0243	ELBOW (90 DEGREE) 1/4 X 1/4 (GUEST)	EA
154-0244	REDUCER (3/8 TO 1/4 -LIGHT OIL KIT)	EA
154-0248	REDUCING UNION CONNECTOR-1/4 X 3/16	EA
154-0255	IN-LINE FILTER (1/4 BARB X 1/4 BARB)	EA
154-0256	ELBOW - 3/8 TUBE OD X 3/8 TUBE	EA
154-0257	FEMALE CONNECTOR - 1/4 I TUBE X 1/8 FPT	EA
154-0258	ELBOW - 3/8 STEM X 3/8 TUBE	EA
154-0260	FLEXIBLE VAC HOSE GREY (1-1/2 INCH ID)	IN
154-0262	SAFETY STICKER - COMMERCIALS FLUIDS ONLY	EA
154-0263	SAFETY STICKER - DISCONNECT POWER	EA
154-0265	SAFETY STICKER - MOVING PARTS	EA
154-0266	SAFETY STICKER - INTERNATIONAL SYMBOL	EA
154-0270	SAFETY STICKER - NO HANDS	EA
154-0274	START BUTTON STICKER	EA
154-0293	MACHINE STICKER - SANCTION TECHNOLOGY	EA
154-0294	MACHINE STICKER - KEGEL LOGO (BIRD)	EA
154-0297	TRADEMARK IDENTIFICATION STICKER	EA
154-0607	PVC ELBOW - 1-1/2 BARB X 1-1/2 BARB	EA
154-0609	MAGNETIC CATCH PULL	EA
154-0610	SAFETY STICKER - DO NOT OVERFILL	EA
154-0611	SAFETY STICKER - EMPTY TANK	EA
154-0613	ELBOW - 1/8 NPT X 3/16 TUBE	EA
154-0804	LID LATCH -1/4 TURN W/ SLOT STR ARM	EA
154-0810	LIFTING HANDLE (SS SPRING-LOADED CHEST)	EA
154-0817	CHECK VALVE FOR TANK VENT	EA

COMPLETE PARTS LIST 11:12

154-0831	FITTING - 3/4 NPT GARDEN HOSE	EA
154-0832C	CAP FOR POLYETHYLENE TANKS	EA
154-0832G	WASHER FOR CAP (154-0832C)	EA
154-0842	1/2 VELCRO LOOP W/ADHESIVE"	IN
154-0860A	PUMP - MASTER FLEX (24V DC)	EA
154-0861	STOCK MASTERFLEX NORPRENE TUBING	IN
154-0862	154-0862K ONE CLEANER TIP W/CHECK VALVE	EA
154-0863	FITTING - MALE LUER TO 1/8 IN HOSE BARB	EA
154-0867	SPRING , CLEANER HOSE	EA
154-0869	CLEANER PUMP TUBE CLAMP	EA
154-0872	STICKER DUSTER ROUTING (KUST PLUS)	EA
154-0907	DECAL - CLEANER USE KEGEL PRODUCTS LABEL	EA
154-0908	DECAL - CONDITIONER USE KEGEL PRODUCTS	EA
154-1015	MICROSWITCH WITH ROLLER (DISTANCE COUNT)	EA
154-1209	VALVE-24V DC 3-WAY (1/8 IN NPT)	EA
154-1214	FLUID METERING PUMP-0.05 ML/STROKE	EA
154-1220	INDUCTIVE PROXIMITY SENSOR (TL-Q5MC1)	EA
154-1231	CONNECTOR 6 CIRCUIT RECEPTACLE	EA
154-1232	CONNECTOR 6 CIRCUIT FREE PLUG (MALE PIN)	EA
154-1239	TERMINAL BLOCK-GRAY 2 COND (WAGO 261)	EA
154-1240	TERMINAL BLOCK-BLUE 2 COND (WAGO 261)	EA
154-1241	TERMINAL BLOCK-ORANGE 2 COND (WAGO 261)	EA
154-1244	TERMINAL BLOCK-BLUE 4 COND (WAGO 261)	EA
154-1245	TERMINAL BLOCK-ORANGE 4 COND (WAGO 261)	EA
154-1247	END PLATE FOR TERMINAL BLOCK (WAGO 261)	EA
154-1248	JUMPER BAR FOR TERMINAL BLOCK (WAGO 261)	EA
154-1250A	EMERGENCY STOP CIRCUIT BREAKER ASSEMBLY	EA
154-1252	FORK TERMINAL - 22-18 AWG (#6 STUD)	EA
154-1252A	FORK TERMINAL - 16-14 AWG (#6 STUD)	EA
154-1253A	FORK TERMINAL - 12-10 AWG (#5 STUD)	EA
154-1261	FUSE - TIME DELAY (0.5A MDL) UL	EA
154-1266	FUSE - TIME DELAY (2.25A MDL) UL	EA
154-1267	FUSE - TIME DELAY (3.2A MDL) UL	EA
154-1270	FUSE - TIME DELAY (7.5A MDL) UL	EA
154-1273	FUSE (MDL10ABK)	EA
154-1274C	FUSE - TIME DELAY 20 AMP (MDA) - CERAMIC	EA
154-1603	MICROSWITCH-WITHOUT ROLLER (LARGE-STD)	EA
154-1607	RT ANGLE FEMALE QD INSUL-3/16 (22-18)	EA
154-1608	RT ANGLE FEMALE QD INSUL-3/16 (16-14)	EA
154-1617	USE 154-8693 - FLOAT FOR PLASTIC TANK	EA
154-1807	CONNECTOR 15 CIRCUIT FREE RECEPTACLE	EA
154-1812	STK - HEAT SHRINK TUBE - 3/4	IN
154-6021	DRIVE SHAFT PILLOWBLOCK - SIDE PLATE	EA
154-6041	UHMW HANDLE STOP	EA
154-6042	UHMW WHEEL - CORNER GUARD	EA
154-6221	MOUNTING ANGLE-HEAVY CASTER (3 X 3.625)	EA
154-6243	MOTOR CAM-DUAL LOBES (STACKED SWITCHES)	EA

COMPLETE PARTS LIST 11:12

154-6264	SHAFT FOR TIMING DISK (REMOTE SENSOR)	EA
154-6353	BUFFER IDLER MOUNT BAR (PX)	EA
154-6356	LATCH MOUNT BLOCK FOR SPLASH GUARD	EA
154-6357	LATCH FOR SPLASH GUARD	EA
154-6616	BRUSH LIFT ROD ASSEMBLY	EA
154-6640	BRUSH BEARING ARM	EA
154-6646	HEAD BELT MOUNT PLATE	EA
154-6647A	SLIDING HEAD BAR (3/8)	EA
154-6653	PRESSURE GAUGE MOUNT ANGLE	EA
154-6677A	SQUEEGEE HOSE ADAPTER NYLON	EA
154-6687	SPRING RETAINER PLATE	EA
154-6689	LDS GUARD	EA
154-6697	LID MOUNT SCREW PLATE	EA
154-6698	LID MOUNT PLATE	EA
154-6714	LDS SENSOR PILLOWBLOCK- 2001	EA
154-6717	5-TOOTH SENSOR DISK (3/8 BORE) - 2001	EA
154-6719	STOCK - POLYETHYLENE OIL SUPPLY TANK	EA
154-6725	POLY CONDITIONER SUPPLY TANK W/SPIN WELD	EA
154-6732	STOCK - RECOVERY TANK SUB FLOOR	EA
154-6733S	STOCK - NATURAL PP (5.90 X 9.77)	EA
154-6820	MAIN DRIVE SHAFT - KUSTODIAN	EA
154-6822	SQUEEGEE ADJUSTMENT ARM	EA
154-6824	BRUSH CAM SWITCH PLATE	EA
154-6827	MOUNT ANGLE	EA
154-6827M	MOUNT ANGLE - MOLDED PLASTIC	EA
154-6830	BRUSH ROD TO CAM LINK	EA
154-6831	6-TOOTH SENSOR DISK-ALUMINUM	EA
154-6832	OIL PENCIL TIP - #55 DRILL	EA
154-6841	BUFFER IDLER MOUNT BAR	EA
154-6842	BUFFER BELT IDLER (1.75 OD)	EA
154-6865	CLEANER PUMP MOUNT ANGLE	EA
154-6872	HEAD DRIVE MOUNT BAR	EA
154-6874	CLEANING HEAD BAR SPACER	EA
154-6875A	HEAD IDLER MOUNT BLOCK - WALKER	EA
154-6877	CLEANER HEAD GUIDE BAR	EA
154-6878	CLEANER HEAD DRIVE SHAFT BLOCK	EA
154-6881	RECOVERY TANK SUPPORT BAR	EA
154-6882	CLEANER HEAD	EA
154-6884	6 TOOTH SENSOR DISK	EA
154-6885	CLEANER HOSE AND SPRING CONNECTOR	EA
154-6887	OIL HOSE AND TIP HOLDER	EA
154-6887	OIL HOSE AND TIP HOLDER	EA
154-6888	CLEANER HOSE SPRING MOUNT BLOCK	EA
154-6889	CLEANER HOSE ROUTING BAR	EA
154-6891	LID FLANGE SUPPORT BLOCK	EA
154-6892	FRONT WALL SUPPORT BLOCK	EA
154-6893	OIL HEAD - 3/8 INCH ADJUSTABLE TIP ANGLE	EA

COMPLETE PARTS LIST 11:12

154-8007	SIDE PLATE PILLOWBLOCK FOR DRIVE SHAFT	EA
154-8320	PB - LANE DISTANCE (CENTER-PLAIN) - 2001	EA
154-8637	BUFFER BRUSH LIFTING ASSEMBLY	EA
154-8638	BUFFER BRUSH LIFTING LINK - LEFT	EA
154-8639	BUFFER BRUSH LIFTING LINK - RIGHT	EA
154-8802	SQUEEGEE ADJUSTMENT ARM	EA
154-8816	PULSE SUPPRESSER TUBING KIT-KUS (9.25)"	EA
154-8824	BUTTON ASSEMBLY FOR KUSTODIAN HANDLE	EA
154-8837	CAM TO BRUSH LIFTING ROD LINK ASSEMBLY	EA
154-8839	BUFFER IDLER FOR KEGEL MACHINES	EA
154-8878	FLOAT SWITCH BYPASS HARNESS	EA
154-8887	IN-LINE FILTER ASSEMBLY - KUST PLUS	EA
154-8889	CUSHION ROLLER PAD ASSEMBLY - REQ. SIZE	EA
154-8893	KUSTODIAN HANDLE ASSEMBLY	EA
154-9201	BELT FOR HEAD DRIVE (XL025 - 110 INCHES)	EA
154-9201C	CLEANER HEAD DRIVE BELT	EA
154-9205B	PULLEY (28XL 3/8 BORE W/DBL SET) 230V	EA
154-9208	PULLEY (12XL-5/16 IN BORE W/SET SCREW)	EA
154-9211	LDS AND TACH SENSOR DRIVE CHAIN (25P29)	EA
154-9212	PLAIN BUSHING (3/8 X 1/2 X 1/2)	EA
154-9213	SPROCKET-25B15 (1/2 ) 1/4-20 SET SCREW	EA
154-9603	5/8 IN FLANGED BEARING (DRIVE SHAFT)	EA
154-9607	PULLEY (24XL037 5/16 IN BORE W/SET)	EA
154-9616	FLANGED BUSHING (3/8 X 1/2 X 3/4)	EA
154-9617	FLANGED BUSHING (3/8 X 1/2 X 3/8)	EA
154-9804	FLANGED BEARING FOR CLEANER DRIVE SHAFT	EA
154-9805	PULLEY - 32XL037 - 3/8 BORE DF DBL SET	EA
154-9806	PULLEY - 28XL037 - 1/2 BORE NO SET SCREW	EA
155-0203	LOCKNUT - 10-32 X 3/4 MS PHILLIPS	EA
155-0229	1/4-20 1/2 BUTTON HEAD HEX SOCKET	EA
158-0207	DECAL - READ OPERATORS MANUAL	EA
158-0209	DECAL - L-R MACHINE POWER	EA
158-0405	GASKET - WASTE TANK	EA
158-0601	DECAL - KUSTODIAN WALKER	EA
158-0602	POLYURETHANE FOAM STRIP 3/4 W	IN
158-0603	DECAL - WALKER FUSE PANEL (FIRST ROW)	EA
158-0604	DECAL - WALKER FUSE PANEL (SECOND ROW)	EA
158-0605	DECAL - WALKER FUSE PANEL (THIRD ROW)	EA
158-0609	DECAL - L-R & R-L DIRECTION FOR WALKER	EA
158-0610	STOCK - BOX FOR RESISTANCE ADJUSTMENT	EA
158-0613A	BATTERY TERMINAL COVER BLACK LARGE	EA
158-0614A	BATTERY TERMINAL COVER RED LARGE	EA
158-0617	SPRING PLUNGER	EA
158-0618	PULL HANDLE	EA
158-0620	LABEL - BATTERY PACK WARNING	EA
158-0801	BALL KNOB BLACK	EA
158-1206	CONNECTOR - 5 PIN RECEPTACLE	EA

COMPLETE PARTS LIST 11:12

158-1207	CONNECTOR - 5 PIN FREE PLUG	EA
158-1402	MOTOR - GEAR MOTOR 9RPM 24VDC	EA
158-1403	MOTOR - GEAR MOTOR 31RPM 24VDC	EA
158-1406	BUFFER MOTOR - 24VDC	EA
158-1407	BATTERY DISCONNECT HOUSING - RED	EA
158-1408	BATTERY DISCONNECT HOUSING - BLUE	EA
158-1409	MOTOR - CLEANER PUMP (DC)	EA
158-1410	KBBC SPEED CONTROL - 24 VOLT	EA
158-1415	TERMINAL BLOCK - 2-COND GRAY	EA
158-1416	TERMINAL BLOCK DIVIDER PLATE	EA
158-1417	TERMINAL BLOCK JUMPER	EA
158-1418	RING TERMINAL - 10AWG - 1/4 STUD	EA
158-1421	VACUUM MOTOR - 24VDC	EA
158-1426	SPEED CONTROL FOR CLEANER PUMP	EA
158-1430	TERMINAL STRIP END BRACKET	EA
158-1434A	BATTERY - (ODYSSEY - PC1200)	EA
158-1434B	BATTERY - (ODYSSEY - PC680) FOR BATTERY	EA
158-1435	BATTERY TERMINAL COVER - BLACK	EA
158-1436	BATTERY TERMINAL COVER - RED	EA
158-1437	INDICATOR LIGHT - GREEN 24VDC	EA
158-1438	ARC SUPPRESOR - MOV FOR ION	EA
158-1453	MAXI FUSE HOLDER (80A)	EA
158-1454	MAXI FUSE - 40A	EA
158-1455	RING TERMINAL - #6AWG (1/4 EYELET)	EA
158-1458	RELAY - OMRON 24DC DPDT GEN PURPOSE	EA
158-1459	RELAY BASE (FOR 158-1458)	EA
158-1460	RELAY SOLID STATE	EA
158-1461	RELAY BASE (FOR 158-1460)	EA
158-1462	RELAY DPDT 10A	EA
158-1463	RELAY SUPER MY4 24VDC	EA
158-1464	RELAY BASE (FOR MY4 RELAY 158-1463)	EA
158-1465	CONTACTOR DC24	EA
158-1466	RESISTOR 3.3K 1/4 WATT 5% CARBON FILM	EA
158-1467	RESISTOR 1.5K 1/4 WATT 5% CARBON FILM	EA
158-1468	FEMALE TERMINAL (0.093 DIA 30-24 AWG)	EA
158-1601	DRIVE MOTOR 24V EXTENDED SHAFT	EA
158-1603C	HARNESS ASSY - LEFT SIDE WALKER C & D	EA
158-1604C	HARNESS ASSY - RIGHT SIDE WALKER MODEL C	EA
158-1605	SPEED CONTROL - BERG (SEE SPECS)	EA
158-1605A	CONNECTOR SET FOR BERG DRIVE	EA
158-1606	STEPPER MOTOR BERG	EA
158-1610CC	COMMUNICATION CABLE 48 IN	EA
158-1611	MOLEX TERMINAL BLOCK	EA
158-1613	PRESSURE GAUGE 60 PSI	EA
158-1614	STOCK - FLASH MEMORY CARD	EA
158-1926	INDICATOR LIGHT - LED 24V	FT
158-6241	SIDE LIFT HANDLE MOUNT BAR	EA



COMPLETE PARTS LIST 11:12

158-6259	SQUEEGEE SUCTION PLATE	EA
158-6410	DRIP PAD - LEFT	EA
158-6411	DRIP PAD - RIGHT	EA
158-6420	BATTERY STRAP MOUNT - UNIVERSAL	EA
158-6423	HEAD MOUNT MOTOR BLOCK (BATTERY)	EA
158-6424	SIDE LIFT HANDLE (BATTERY MACHINE)	EA
158-6440	BEARING MOUNT PLATE - RIGHT	EA
158-6441	BEARING MOUNT PLATE - LEFT	EA
158-6442	ADJUSTING BLOCK BASE	EA
158-6443	BRUSH TRACK MOUNT END PLATE	EA
158-6444	BRUSH TRACK MOUNT	EA
158-6445	ADJUSTING BOLT MOUNT BLOCK	EA
158-6446	CLEANER SUPPLY TANK - 3.25 GALLON	EA
158-6447	RECOVERY TANK - 10 GALLON	EA
158-6448	REC TANK SUB-FLOOR COVER PLATE - 10 GAL	EA
158-6449	MAIN DRIVE SHAFT PILLOWBLOCK - 2 INCH	EA
158-6451	FRONT GUIDE WHEEL	EA
158-6452	REAR GUIDE WHEEL	EA
158-6453	6" WHEEL MOUNT	EA
158-6455	LIGHT SWITCH PLATE	EA
158-6601	VACUUM MOTOR HOUSING - KUSTODIAN WALKER	EA
158-6619	BATTERY SPACER FOR BATTERY BOX	EA
158-6622	DISK SHAFT BUSHING MOUNT	EA
158-6623	KICK UP WHEEL ANGLE RIGHT	EA
158-6624	KICK UP WHEEL ANGLE LEFT	EA
158-6625	KICK UP WHEEL MOUNT BRACKET	EA
158-6626	6 TOOTH DISK SHAFT	EA
158-6627	KICK UP WHEEL SHAFT	EA
158-6628	ZTR DRIVE SHAFT RIGHT	EA
158-6629	ZTR DRIVE SHAFT LEFT	EA
158-6630	BUFFER MOTOR MOUNT	EA
158-6631	ZTR MOTOR SPACER	EA
158-6632	FRAME MOUNT ANGLE	EA
158-6633	ZTR WHEEL SPACER	EA
158-6634	TANK BAFFLE LOWER	EA
158-6635	FILTER DIVIDER (ROUTED)	EA
158-6637	ZTR SHAFT BUSHING BLOCK INNER	EA
158-6638	WHISKER BEARING BLOCK	EA
158-6639	ZTR KICK UP WHEEL SPACER MOUNT	EA
158-6640	ZTR KICK UP WHEEL SPACER	EA
158-6641	WHISKER SWITCH MOUNT PLATE	EA
158-6642	WHISKER SPRING MOUNT BLOCK LEFT	EA
158-6643	WHISKER SPRING MOUNT BLOCK RIGHT	EA
158-6644	CLEANER HEAD DRIVE SHAFT	EA
158-6645	SKID GUIDE - KUSTODIAN WALKER	EA
158-6647	LDS SHAFT - OLS	EA
158-6648	LDS PILLOWBLOCK - OLS	EA

COMPLETE PARTS LIST 11:12

158-6649	CHARGER ADAPTER PLUG ANGLE	EA
158-6650	MOLDED GUARD RIGHT WALKING ION	EA
158-6651	MOLDED GUARD LEFT WALKING ION	EA
158-6652	HANDLE BAR - KUSTODIAN WALKER	EA
158-6653	HANDLE END MOUNT - KUSTODIAN WALKER	EA
158-6654	HANDLE CENTER MOUNT - KUSTODIAN WALKER	EA
158-6655	THREADED BLOCK - SANCTION WALKER	EA
158-6658	ZTR CHAIN TENSIONER - KUSTODIAN WALKER	EA
158-6659	WHISKER ANGLE BAR	EA
158-6659	WHISKER ANGLE BAR	EA
158-6661	GUARD MOUNTING BRACKET	EA
158-6662	LDS PILLOW BLOCK	EA
158-6663	LIFT EYEBOLT BRACKET	EA
158-6665	SPRING SUPPORT SHAFT	EA
158-6666	RESISTANCE ADJUSTMENT BOX - MODIFIED	EA
158-6682	TOUCH SCREEN GUARD - MODEL C ION/WAL	EA
158-6683	ELECTRICAL LID LATCH STRIKE - MODEL C	EA
158-6684	OIL PUMP MOTOR GUARD - MODEL C ION/WAL	EA
158-6688	PARTITION BEARING WALL - WALKER MOD C	EA
158-6689	PC PLATE CLIP MOUNT - MODEL C - ION/WAL	EA
158-6691	E-STOP MOUNTING BRACKET	EA
158-6692	OIL PUMP BRACKET	EA
158-6693	SQUEEGEE MOTOR BEARING MOUNT	EA
158-6694	HEAD MOTOR MOUNT BLOCK	EA
158-6695	ZTR IDLER MOUNT BAR	EA
158-6698	BATTERY STRAP - MODEL C ION/WALKER	EA
158-6700	BATTERY SUPPORT	EA
158-6701	ZTR MOTOR ADJUSTMENT BLOCK - LEFT	EA
158-6702	SPEED CONTROL COVER	EA
158-6703	BUMPER WHEEL MOUNTING PLATE	EA
158-6704	BUMPER WHEEL ANGLE MOUNT	EA
158-6705	BUMPER WHEEL SIDE POST	EA
158-6709	VACUUM MOTOR COVER	EA
158-6713	HINGE FOR PLC PLATE ASSEMBLY	EA
158-6714	ADJUSTABLE SCREW END BRACKET	EA
158-6715	ADJUSTING NUT	EA
158-6716	GUIDE WHEEL ADJUSTING SHAFT	EA
158-6717	SCREW ADJUSTING END BRACKET	EA
158-6720	SPACER - BATTERY STRAP SPACER	EA
158-7001	DRIVE WHEEL 4.5 IN	EA
158-7002	6" WHEEL ASSEMBLY	EA
158-8402	ASSEMBLY - SQUEEGEE/BRUSHLIFT MOTOR 24V	EA
158-8403	ASSEMBLY - DUSTER MOTOR 24VDC	EA
158-8404	ASSEMBLY - CLEANER PUMP MOTOR - 24VDC	EA
158-8407	ASSEMBLY - VACUUM MOTOR 24VDC	EA
158-8414	ASSEMBLY - BUFFER MOTOR 24VDC	EA
158-8415	ASSEMBLY - SPEED CONTROL - CLEANER PUMP	EA

COMPLETE PARTS LIST 11:12

158-8416	ASSEMBLY - JUMPER FOR BATTERY MOTORS	EA
158-8417A	ASSEMBLY - CVR - W/O HOUSING	EA
158-8421	FUSE LINK ASSY - ION (AUTOMOTIVE STYLE)	EA
158-8431	ASSY - DRIP PAD 1PC TRANSFER SYSTEM -LFT	EA
158-8432	ASSY - DRIP PAD 1PC TRANSFER SYSTEM -RT	EA
158-8433	CLEANER SUPPLY TANK ASSY - 3.25 GALLON	EA
158-8433C	CLEANER SUPPLY TANK ASSY-3.25 GAL (COMP)	EA
158-8435	DRIVE BLOCK PILLOWBLOCK ASSY - 2 INCH	EA
158-8601	ZTR SHAFT BUSHING BLOCK ASSEMBLY - INNER	EA
158-8602	DRIVE MOTOR ASSEMBLY (24VDC)-LONG SHAFT	EA
158-8603	ZTR CHAIN IDLER ASSEMBLY	EA
158-8604	LANE DISTANCE PILLOWBLOCK ASSY - (OLS)	EA
158-8605	KICK-UP WHEEL SPROCKET ASSEMBLY	EA
158-8606	KICK-UP WHEEL COUNTER MOUNT BLOCK ASSY	EA
158-8607	KICK-UP WHEEL MOUNT ANGLE ASSY - LEFT	EA
158-8608	KICK-UP WHEEL MOUNT BLOCK ASSEMBLY	EA
158-8609	KICK-UP WHEEL MOUNT ANGLE ASSY - RIGHT	EA
158-8610	FRONT BUMPER/E-STOP ASSEMBLY - WALKER	EA
158-8611	WHISKER BEARING BLOCK ASSEMBLY	EA
158-8612	KICK-UP WHEEL SPACER BLOCK ASSEMBLY	EA
158-8613	CHARGER RECEPTACLE DOOR ASSEMBLY- WALKER	EA
158-8614	LDS PILLOWBLOCK ASSEMBLY - LEFT	EA
158-8615	MACHINE LIFT MOUNT ANGLE ASSEMBLY	EA
158-8617	RECOVERY TANK ASSEMBLY - WALKER	EA
158-8619	RESISTANCE ADJUSTMENT BOX ASSEMBLY	EA
158-8622D	LID ASSY. - KUSTODIAN WALKER MODEL D	EA
158-8631	BATTERY PACK FOR MODEL D	EA
158-8632	STEPPER MOTOR ASSEMBLY	EA
158-8634	SQUEEGEE MOTOR SUPPORT PLATE ASSY.	EA
158-8636	REAR GUIDE WHEEL ASSEMBLY	EA
158-8637	FRONT GUIDE WHEEL ASSEMBLY	EA
158-8638	ADJUSTING NUT ASSEMBLY	EA
158-8639	SCREW ADJUSTING END BRACKET ASSEMBLY	EA
158-8640	ADJUSTABLE SCREW END BRACKET ASSEMBLY	EA
158-8642	REAR LANE EDGE GUIDE ROLLER ASSEMBLY	EA
158-8643	FRONT LANE EDGE GUIDE ROLLER ASSEMBLY	EA
158-8646	ZTR DRIVE SPROCKET ASSEMBLY	EA
158-8672	LED LIGHT - BETWEEN TANKS	EA
158-8672A	LED LIGHT - REPLACEMENT	EA
158-9026	TIMING BELT 263L050	EA
158-9401	PULLEY - 14L050 X 1/2 BORE"	EA
158-9402	PULLEY - 14L050 X 3/4 BORE NO HUB"	EA
158-9403	PULLEY - 26XL037 X 5/16 BORE"	EA
158-9601	BUSHING FLANGED 3/4 ID X 7/8 OD X 1/2 LG	EA
158-9602	SPROCKET 40B12 3/4 BORE W/KEYWAY AND SET	EA
158-9603	BUSHING FLANGED 3/4 ID X 1 OD X 1 LONG	EA
158-9604	BUSHING PLAIN 3/8 ID X 5/8 OD X 1 LONG	EA

COMPLETE PARTS LIST 11:12

158-9607	CHAIN - 25P65R	EA
158-9608	BUSHING - 3/4 ID X 1 OD X 3/4 - PLAIN	EA
158-9609	CHAIN - 40P55R	EA
158-9610	CHAIN - 40P27R	EA
158-9611	CHAIN - 40P21R	EA
158-9612	CHAIN - 40P43R	EA
158-9613	SPROCKET - 25B10 1/4 BORE - 10-24 2SS	EA
158-9614	BALL BEARING MINIATURE PRECISION S/S	EA
158-9615	TIMING BELT 110XL 3/8 WIDE	EA
158-9617	THRUST BEARING FOR GUIDE ROLLER	EA