



INSTALLATION INSTRUCTIONS

PART NUMBER	164-8024
PART DESCRIPTION	LED LIGHT REPLACEMENT
REV DATE	12/10/2014
MACHINE MODELS	FLEX AND FLEX WALKER



Basic knowledge of the lane machine including mechanical and electrical

TOOLS NEEDED:

Phillip Screwdriver

7/16" Wrench

3/4 wrench (2)

PARTS INLCUDED:

LED Light Assembly



TECHNICAL NOTE

Please thoroughly read the instructions prior to performing the installation of this assembly.

To avoid any potential problems, if at any time during the process you have a question, stop and contact our Tech Support department at the numbers listed below.

Please visit our growing library of videos to see if these instructions are available!



www.youtube.com/user/KegelBowling81



- Place orders with Distributor
- Maintenance reminders on phone
- Software updates
- How to videos


Take full control of your
lane machine at
My.kegel.net

Kegel's Lane Maintenance Central:
Within USA - 1-800-280-2695
Outside USA - +1 863-734-0200
via e-mail at LMC@Kegel.net
website www.kegel.net




Removal of Defective Light assembly


1. With the machine standing up in the transport position, loosen the two casters closest to you but do not remove.
2. Remove the two phillips screws holding the bottom of the cover on to the frame.



3. Set the machine down into the operating position and slide the conditioning compartment lid back. Remove the phillips screw at the top. (shown right)



4. Finish removing the bottom casters that were loosened in step one, and remove both of the top casters.
5. Now that the fasteners and casters have been removed, the cover will come off of the machine, allowing you to unplug the old LED light from the cover assembly.
6. Cut the wires that lead to the LED light for the cleaner tank assembly allowing enough to strip and wire nut the new assembly into place.
7. Wire nut the new assembly into place.
8. Reassemble the cover onto the machine by following the instructions in reverse order.



- Place orders with Distributor
- Maintenance reminders on phone
- Software updates
- How to videos

Take full control of your
lane machine at
My.kegel.net

Kegel's Lane Maintenance Central:
Within USA - 1-800-280-2695
Outside USA - +1 863-734-0200
via e-mail at LMC@Kegel.net
website www.kegel.net

