

2019
IKON
OPERATORS MANUAL
Edition 9:18

KEGEL LLC
1951 Longleaf Blvd.
Lake Wales, FL 33859
863-734-0200 | 800-280-2695

CHAPTER 7

Miscellaneous Parts

Stickers and Decals



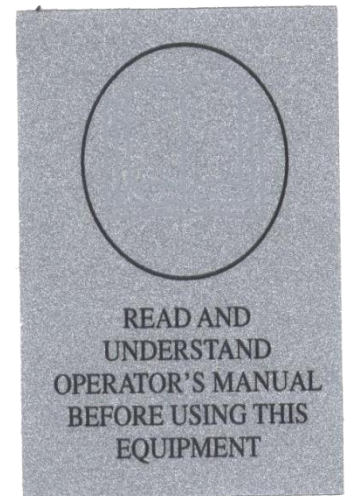
153-0037



154-0272



154-0274



158-0207



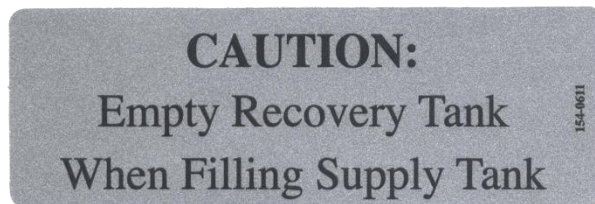
154-0297



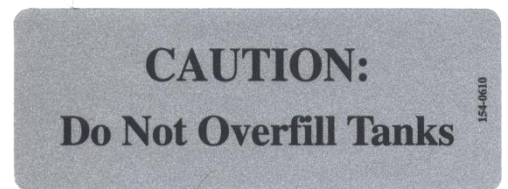
154-0266



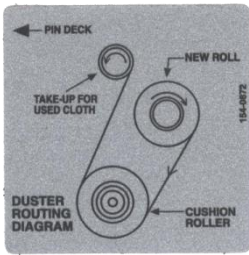
154-0269



154-0611



154-0610



154-0872



154-0270

WARNING: To reduce the risk of fire, use only commercially available bowling lane cleaners and conditioners intended for machine application.

154-0262

CAUTION: Moving Parts - To Reduce The Risk Of Injury, Unplug Before Servicing.

154-0265



164-00140-714C




164-00150-714C



164-0024 - Part Number for the "K" only

164-00230-714C - Part Number for the "ION" only



164-0025

Fittings



Elbow-
1/4" Tube x 1/4" Tube
154-0243



Elbow-
3/8" Tube x 3/8" Tube
154-0256



Elbow-
3/8" NPT x 1/4" Tube - 154-0225
1/4" NPT x 1/4" Tube - 154-0223



Elbow-
1/4" Stem x 1/4" Tube
154-0222



Elbow-
3/8" Stem x 3/8" Tube
154-0258



Elbow-
1/4" Stem x 1/4" Hose Barb
154-0226



Elbow-
1/4" Stem x 5/16" Hose Barb
154-0227



Reducing Union-
1/4"x 3/16" - 154-0248



Union-
1/4" x 1/4" - 154-0241



Male Lure-
1/8" Hose Barb - 154-0863



Female Connector-
1/4" Tube x 1/8" FPT - 154-0257

CHAPTER 8

Mechanical Drawings

| | |
|--|-----|
| Battery and Chargers..... | 89 |
| Lid and Guards..... | 91 |
| Top View..... | 93 |
| Bottom View..... | 95 |
| Left Side View..... | 97 |
| Right Side View..... | 99 |
| LDS Assembly..... | 101 |
| Handle Assembly..... | 103 |
| PLC Plate Assembly..... | 105 |
| Oil Valve Assembly..... | 107 |
| Oil Head Assembly..... | 109 |
| Oil Transfer Assembly..... | 111 |
| Brush Lift Rod Assembly..... | 113 |
| Cleaner Tank and Head Assembly..... | 115 |
| Duster Assembly..... | 117 |
| Squeegee Assembly..... | 119 |
| Recovery Tank and Vacuum Motor Assembly..... | 121 |

BATTERIES AND CHARGERS

Rev. 12/13



158-1634 – K2 LITHIUM – 25.6 Ah



158-1634B – K2 LITHIUM – 38.4 Ah



158-1634C – K2 LITHIUM – 51.2 Ah

Battery Quick Disconnects

Red - 158-1407

Blue - 158-1408

ProNautic® Charger and Accessories



164-8471 -

EXTERNAL BATTERY CHARGER ASSEMBLY – 115V

164-8471 E

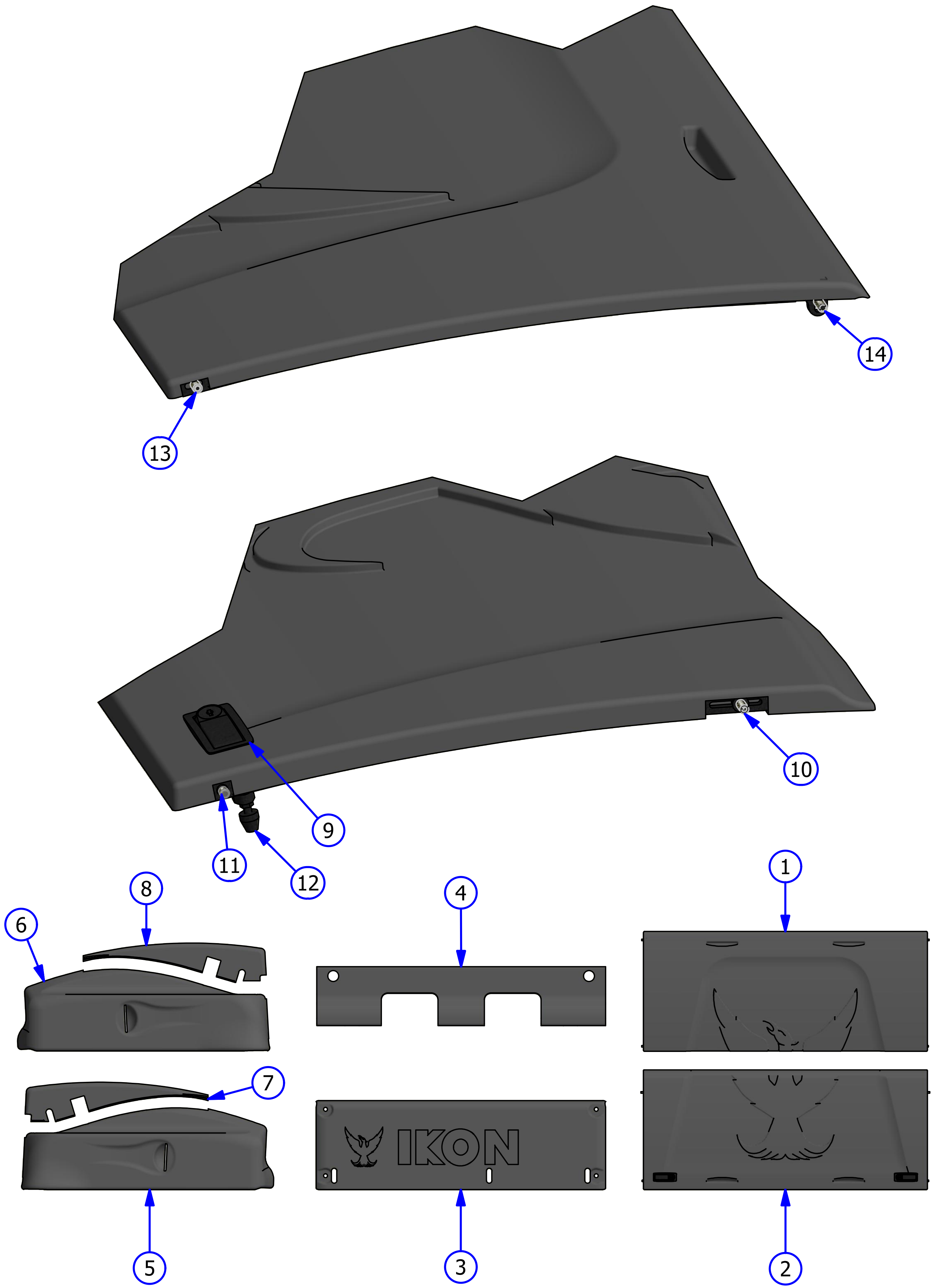
EXTERNAL BATTERY CHARGER ASSEMBLY – 230v

DC Power Cord Assembly – 6FT External – 164-8475

LID AND GUARDS

REV. 9/18

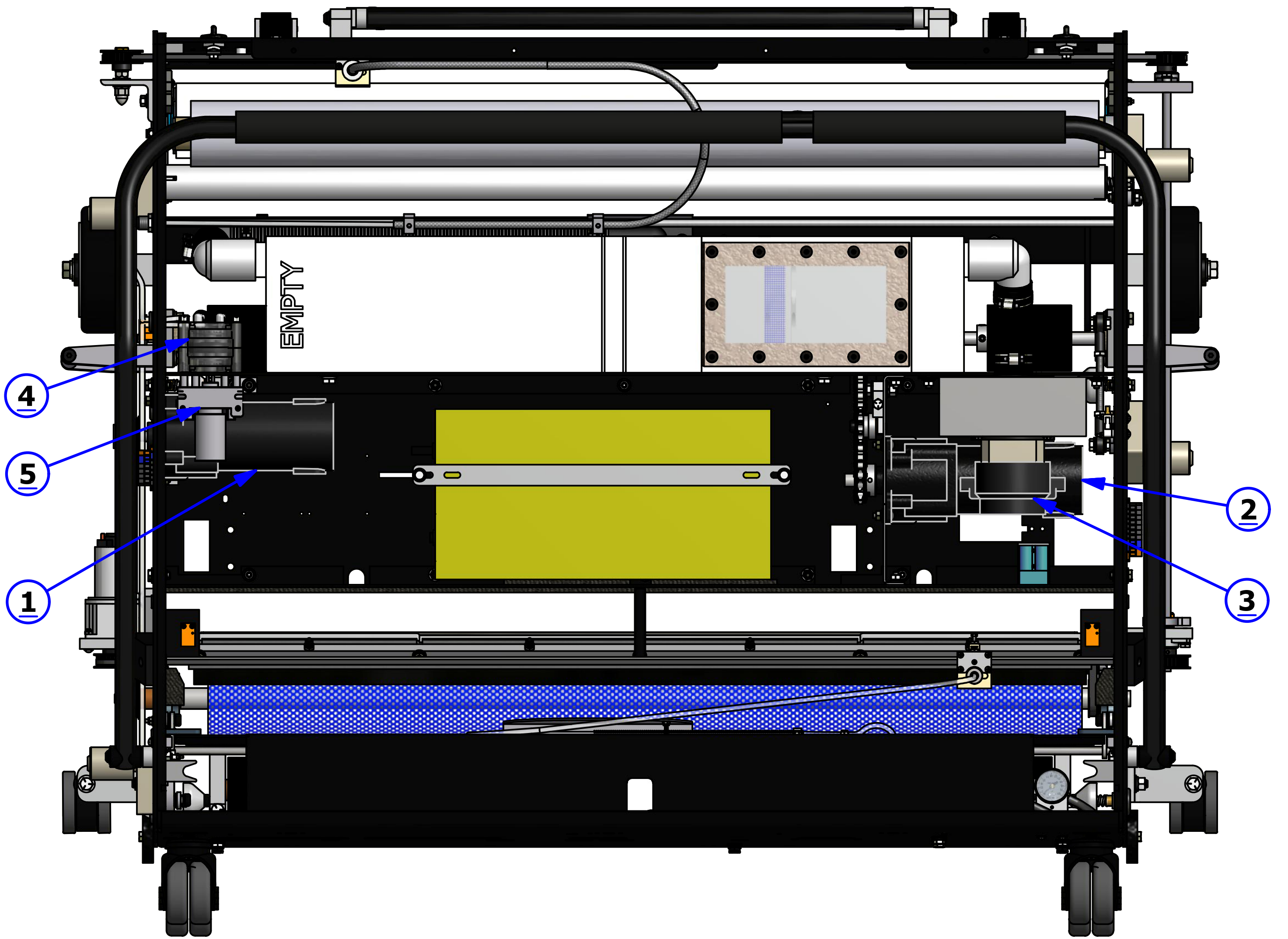
| <u>INDEX</u> | | | | |
|---------------|-------------|--------------------|-------------------------------------|------------|
| <u>NUMBER</u> | <u>QTY.</u> | <u>PART NUMBER</u> | <u>DESCRIPTION</u> | <u>UOM</u> |
| 1 | 1 | 164-8801 | SLIDING LID ASSEMBLY - HEAD | EA |
| 2 | 1 | 164-8802 | SLIDING LID ASSEMBLY - TAIL | EA |
| 3 | 1 | 164-8808 | REAR PANEL | EA |
| 4 | 1 | 164-8804 | FRONT BUMPER | EA |
| 5 | 1 | 164-8809 | IKON RT SIDE GUARD - LOWER | EA |
| 6 | 1 | 164-8810 | IKON LT SIDE GUARD - LOWER | EA |
| 7 | 1 | 164-8811 | IKON RT SIDE GUARD - UPPER | EA |
| 8 | 1 | 164-8812 | IKON LT SIDE GUARD - UPPER | EA |
| 9 | 2 | 153-2232L | FLUSH MOUNT LID LATCH (WITH LOCK) | EA |
| 10 | 2 | 164-2069 | SPRING PLUNGER THREADED | EA |
| 11 | 2 | 164-2002 | DETENT - SPRING PLUNGER | EA |
| 12 | 2 | 164-6164 | LID LATCH BUMPER | EA |
| 13 | 2 | 164-2044 | STANDOFF FEMALE THREADED 8-32 X 3/8 | EA |
| 14 | 2 | 164-2069M | STANDOFF FEMALE THREADED 8-32 X 5/8 | EA |



TOP VIEW

REV. 5/16

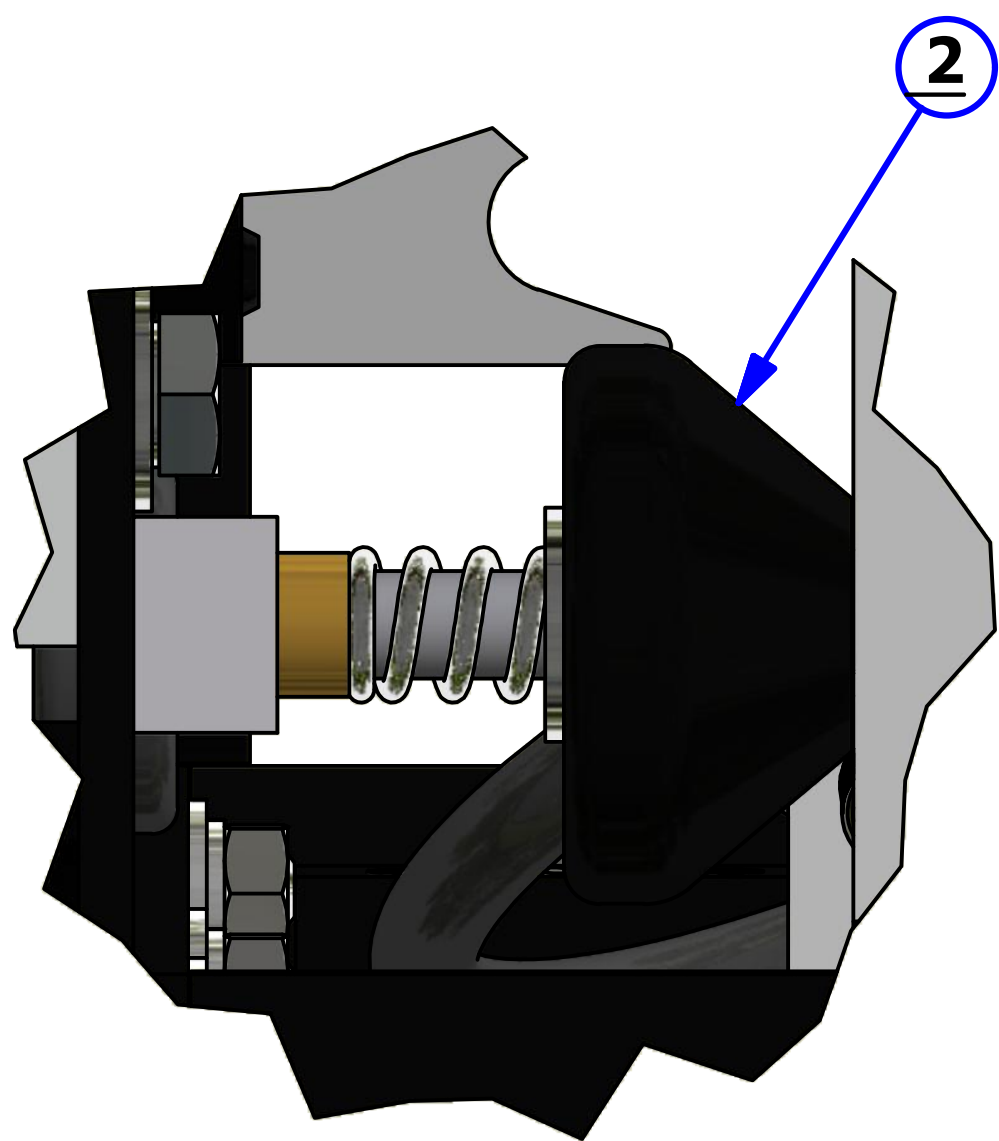
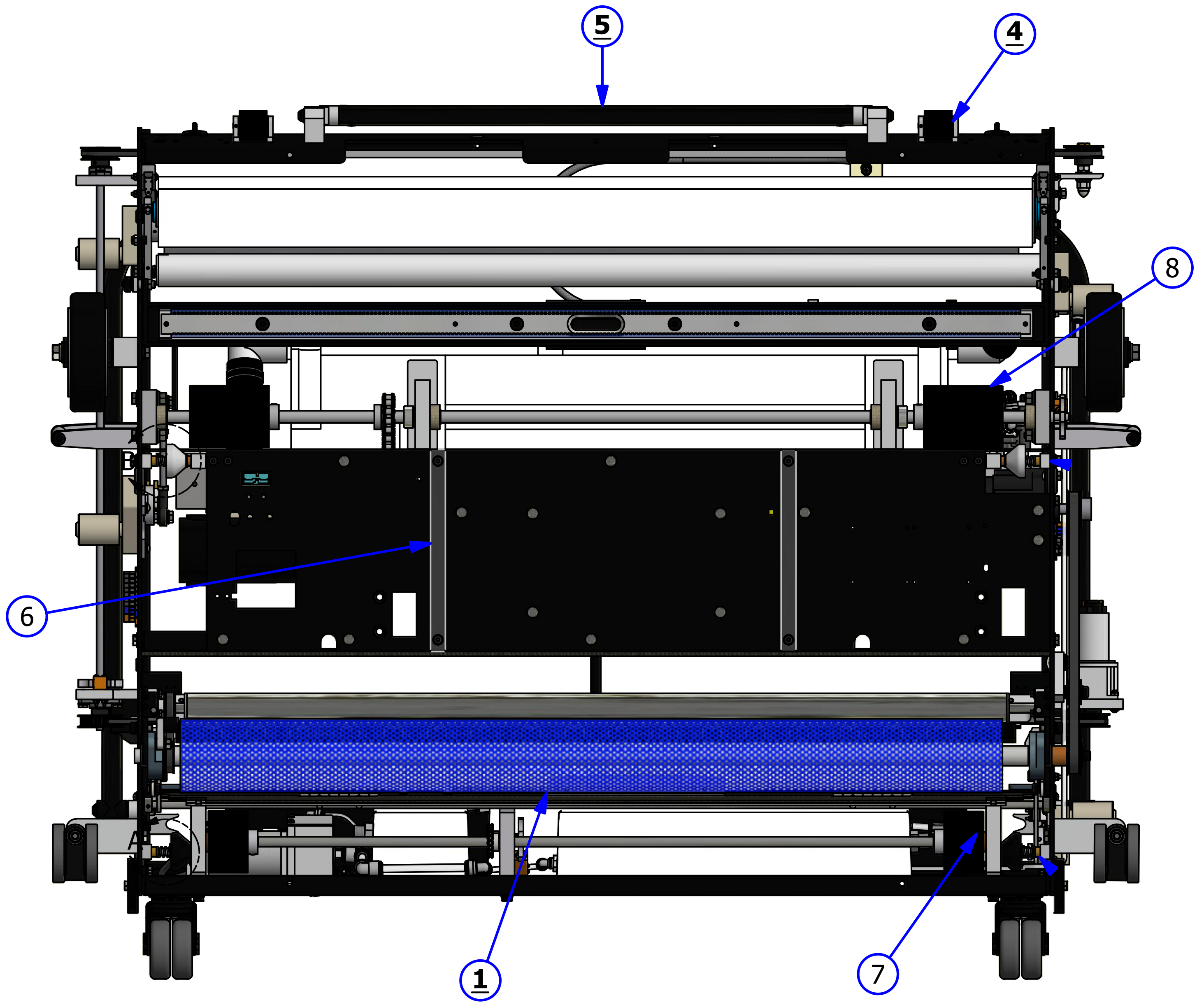
| <u>INDEX NUMBER</u> | <u>QTY.</u> | <u>PART NUMBER</u> | <u>DESCRIPTION</u> | <u>UOM</u> |
|-------------------------|-------------|------------------------|---|------------|
| 1 | 1 | 158-8414 | BUFFER MOTOR | EA |
| | 1 | 158-1406B | BUFFER MOTOR BRUSHES (PAIR) | PR |
| | 1 | 164-9019 | BUFFER BELT | EA |
| | 1 | 158-9401 | PULLEY (14 TOOTH 1/2" BORE) | EA |
| 2 | 1 | 158-8406 | DRIVE MOTOR | EA |
| | 1 | 158-1405B | DRIVE MOTOR BRUSHES (PAIR) | PR |
| | 1 | 154-9601 | CHAIN (FOR 153-9002 SPROCKET) | EA |
| | 1 | 153-9047 | MASTER LINK #40 | EA |
| | 1 | 153-9048 | OFFSET LINK #40 | EA |
| | 1 | 153-9002 | SPROCKET - 40B13 (5/8 IN) | EA |
| 3 | 1 | 158-8407 | VACUUM MOTOR - 24VDC | EA |
| 4 | 1 | 158-8404D | CLEANER PUMP ASSEMBLY | EA |
| | 1 | 154-0861B | NORPRENE TUBING FOR CLEANER PUMP ASSEMBLY | EA |
| 5 | 1 | 158-8404 | CLEANER PUMP MOTOR - 24VDC | EA |



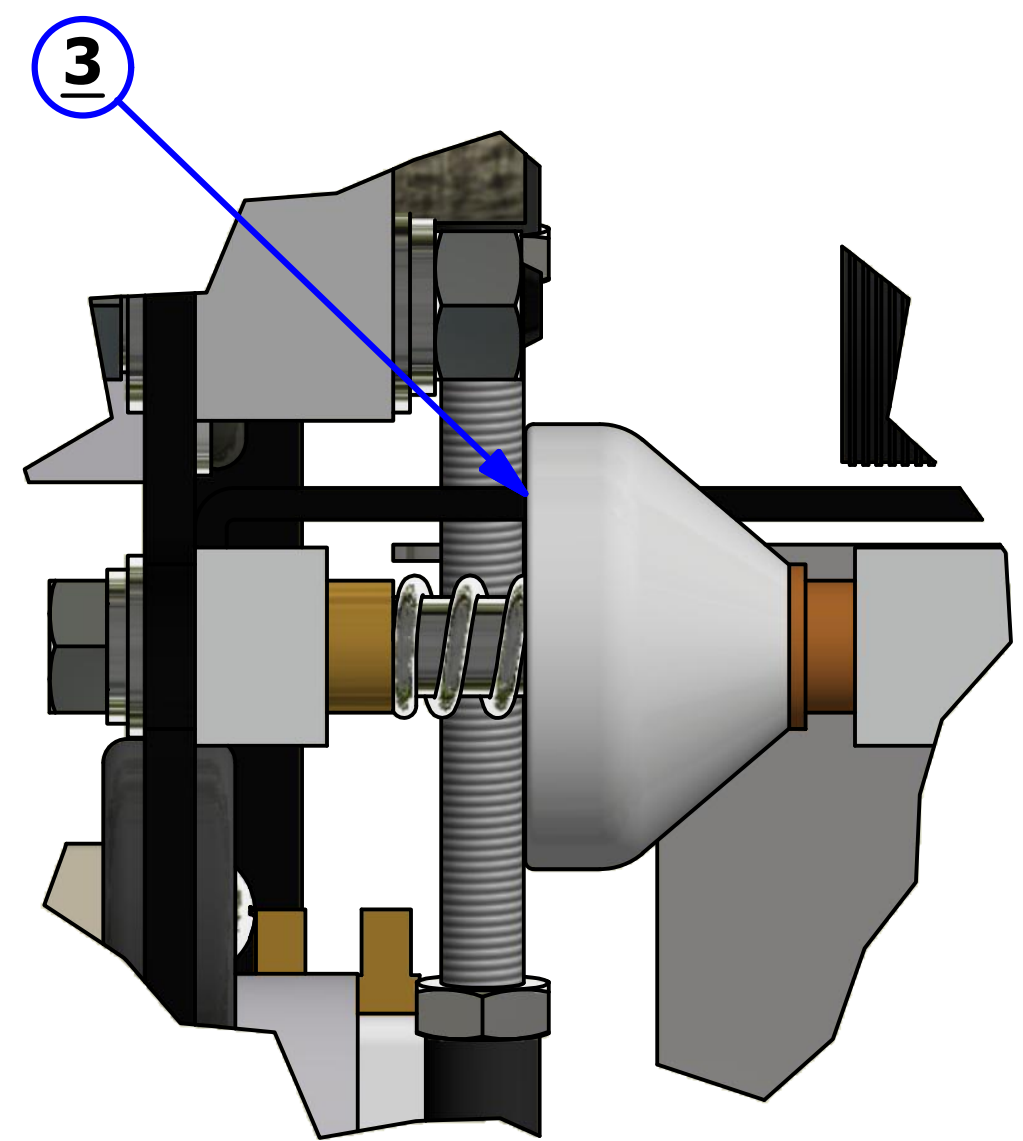
BOTTOM VIEW

REV. 5/18

| <u>INDEX</u> <u>NUMBER</u> | <u>QTY.</u> | <u>PART</u> <u>NUMBER</u> | <u>DESCRIPTION</u> | <u>UOM</u> |
|-------------------------------|-------------|------------------------------|--|------------|
| 1 | 1 | 164-8001A | BUFFER BRUSH ASSEMBLY | EA |
| | 1 | 164-9019 | BUFFER BELT ASSEMBLY | EA |
| 2 | 2 | 164-8815 | REAR EDGE GUIDE WHEEL ASSEMBLY - BLACK | EA |
| | 2 | 153-2401 | SPRING - COMPRESSION FOR GUIDE WHEEL (NOT SHOWN) | EA |
| | 2 | 153-2407 | BOLT FOR GUIDE ROLLER - FRONT (NOT SHOWN) | EA |
| | 2 | 153-6417 | REAR LANE EDGE GUIDE ROLLER MOUNT | EA |
| 3 | 2 | 158-8637 | FRONT LANE EDGE GUIDE ROLLER ASSEMBLY - WHITE | EA |
| | 2 | 153-2401 | SPRING - COMPRESSION FOR GUIDE WHEEL (NOT SHOWN) | EA |
| | 2 | 153-2527 | BOLT FOR GUIDE ROLLER - REAR (NOT SHOWN) | EA |
| | 2 | 153-6417 | FRONT LANE EDGE GUIDE ROLLER MOUNT | EA |
| 4 | 2 | 153-7005R | MOMENTARY WHEEL ASSEMBLY (WHEEL ONLY) <i>THE BELOW ATTACHED PARTS ARE NOT SHOWN</i> | EA |
| | 2 | 153-6006 | MOMENTARY WHEEL SHAFT | EA |
| | 2 | 153-6029 | MOMENTARY WHEEL HOUSING ASSEMBLY | EA |
| | 2 | 153-2049 | SET SCREW (NOT SHOWN) | EA |
| 5 | 1 | 164-8012 | HANDLE ASSEMBLY (COMPLETE) | EA |
| 6 | 2 | 158-6645 | SKID GUIDE | EA |
| 7 | 2 | 153-7002AA | LDS/DRIVE WHEEL (NO SET SCREW) | EA |
| | 2 | 153-2819 | SET SCREW (NOT SHOWN) | EA |
| 8 | 2 | 153-7013 | DRIVE WHEEL (NO SET SCREW) | EA |
| | 2 | 153-2819 | SET SCREW (NOT SHOWN) | EA |



DETAIL A

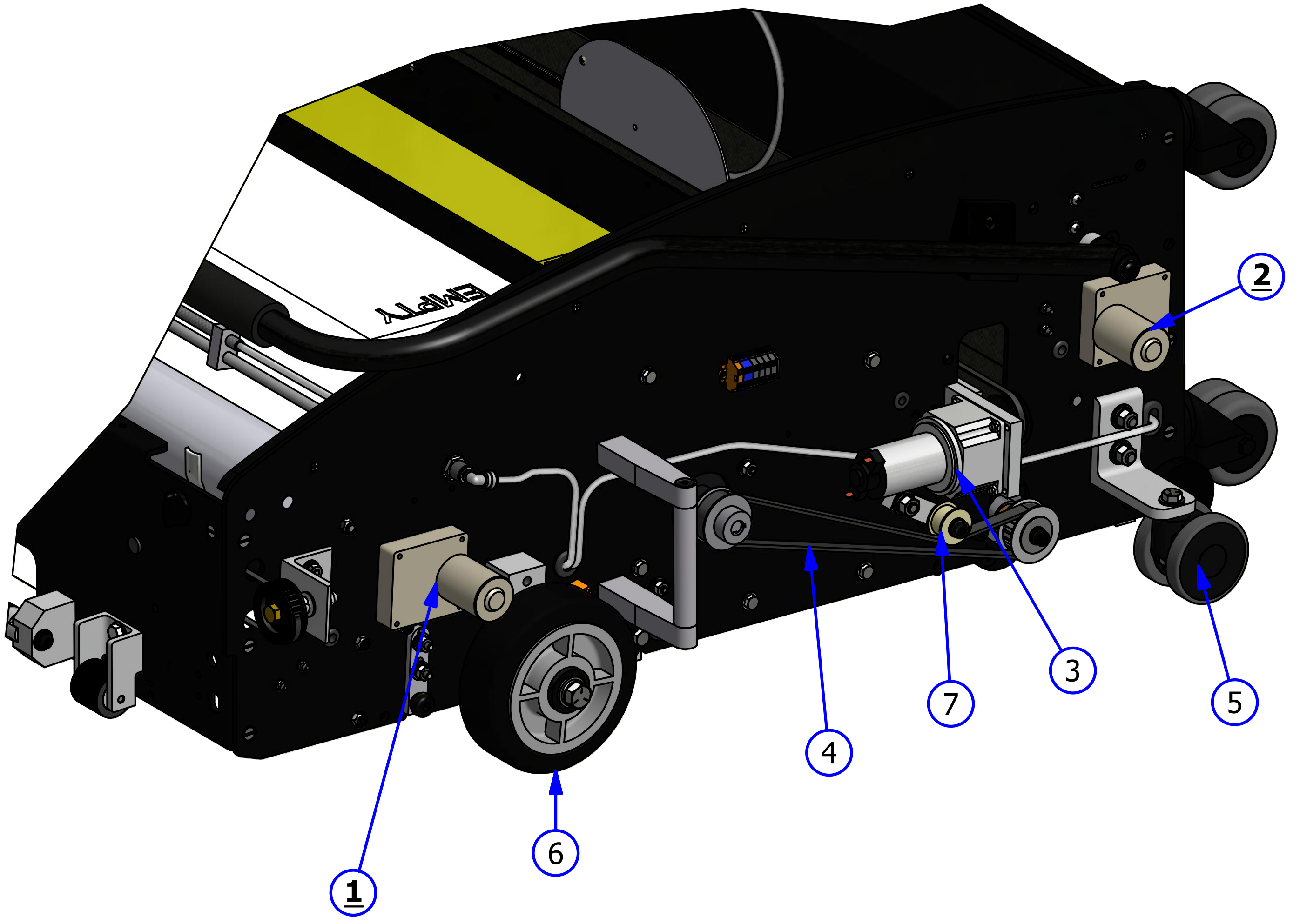


DETAIL B

LEFT SIDE VIEW

REV. 5/16

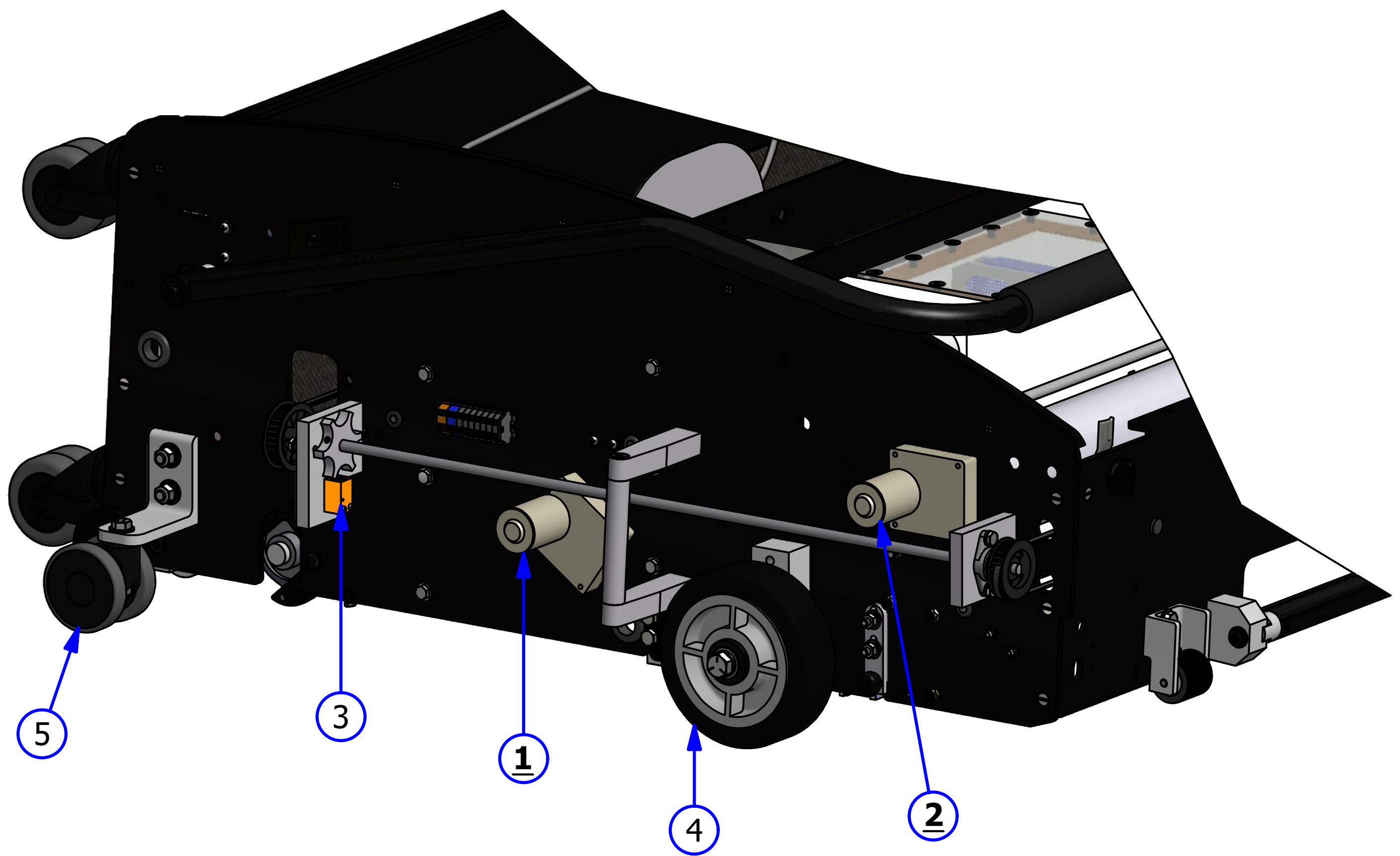
| <u>INDEX NUMBER</u> | <u>QTY.</u> | <u>PART NUMBER</u> | <u>DESCRIPTION</u> | <u>UOM</u> |
|-------------------------|-------------|------------------------|-----------------------------------|------------|
| 1 | 2 | 158-8403 | ASSEMBLY - DUSTER MOTOR 24VDC | EA |
| 2 | 1 | 158-8402 | BUFFER LOWERING MOTOR | EA |
| 3 | 1 | 158-8405 | HEAD DRIVE MOTOR ASSEMBLY | EA |
| | | 154-9607 | PULLEY FOR HEAD DRIVE (NOT SHOWN) | EA |
| 4 | 1 | 164-9019 | BUFFER BELT ASSEMBLY | EA |
| 5 | 2 | 164-0022 | L TO L CASTER ASSEMBLY | EA |
| 6 | 2 | 158-7002 | 6" WHEEL ASSEMBLY | EA |
| 7 | 1 | 153-8039 | BUFFER IDLER PULLEY | EA |



RIGHT SIDE VIEW

REV. 5/16

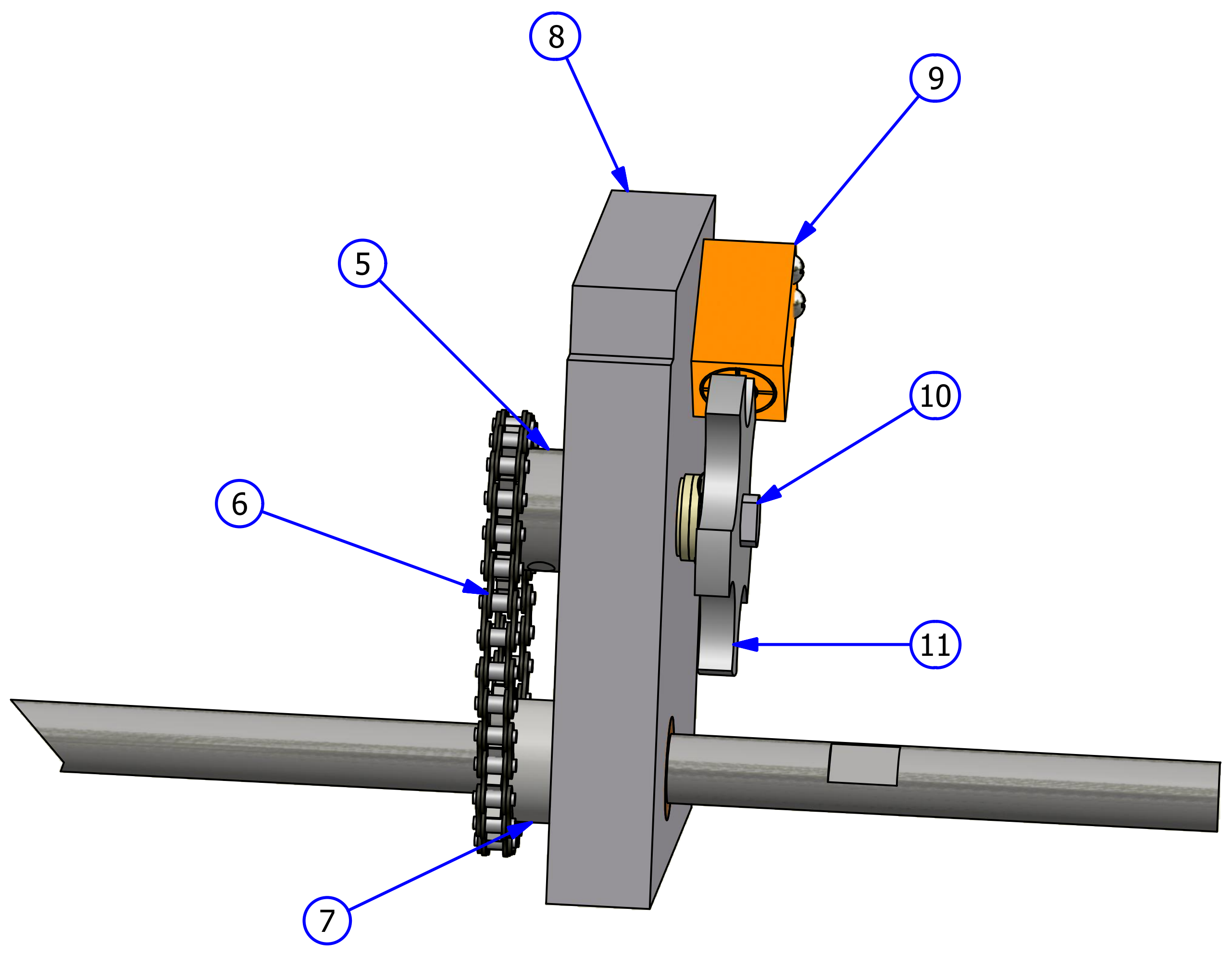
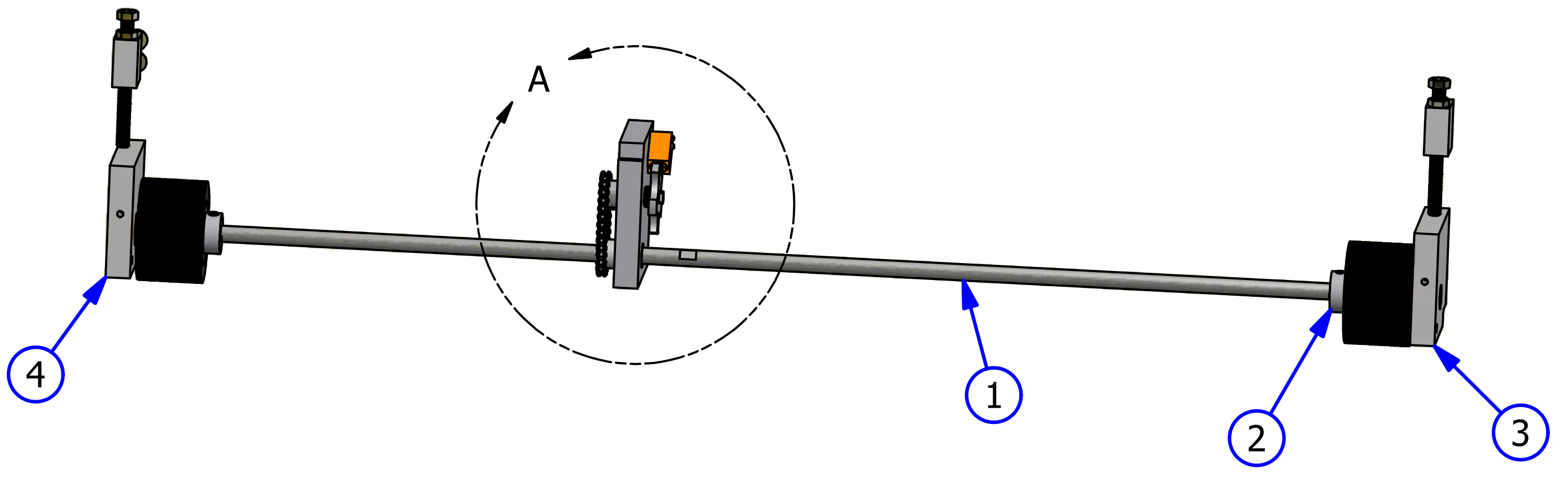
| <u>INDEX NUMBER</u> | <u>QTY.</u> | <u>PART NUMBER</u> | <u>DESCRIPTION</u> | <u>UOM</u> |
|-------------------------|-------------|------------------------|-------------------------------------|------------|
| 1 | 2 | 158-8402 | SQUEEGEE / BRUSH LIFT MOTOR - 24VDC | EA |
| 2 | 2 | 158-8403 | DUSTER MOTOR ASSEMBLY - 24VDC | EA |
| 3 | 1 | 154-1220 | PROXIMITY SENSOR | EA |
| 4 | 2 | 153-7002 | 6" WHEEL ASSEMBLY | EA |
| 5 | 2 | 164-0022 | L TO L CASTER ASSEMBLY | EA |



LDS ASSEMBLY

REV. 5/16

| <u>INDEX NUMBER</u> | <u>QTY.</u> | <u>PART NUMBER</u> | <u>DESCRIPTION</u> | <u>UOM</u> |
|-------------------------|-------------|------------------------|--------------------------------------|------------|
| 1 | 1 | 154-6821 | LDS SHAFT ASSEMBLY | |
| 2 | 1 | 153-7002AA | LDS WHEEL ASSEMBLY | EA |
| | 2 | 153-2819 | SET SCREW - 10-32 X 3/8 | EA |
| 3 | 1 | 154-8619 | LDS MOUNTING BLOCK ASSEMBLY - LEFT | EA |
| 4 | 1 | 154-8621 | LDS MOUNTING BLOCK ASSEMBLY - RIGHT | EA |
| 5 | 1 | 154-9213 | SPROCKET 25B15 (1/2") | EA |
| 6 | 1 | 154-9211 | LDS AND TACH SENSOR DRIVE CHAIN #25 | EA |
| | 1 | 153-9045 | MASTER LINK #25 (NOT SHOWN) | EA |
| 7 | 1 | 153-9010 | SPROCKET - 25B15 (3/8") | EA |
| 8 | 1 | 154-8320 | LDS MOUNTING BLOCK ASSEMBLY - CENTER | EA |
| 9 | 1 | 154-1220 | PROXIMITY SENSOR | EA |
| 10 | 1 | 154-6264 | SHAFT FOR TIMING DISK ASSEMBLY | EA |
| 11 | 1 | 154-6717 | 5 TOOTH SENSOR DISK | EA |

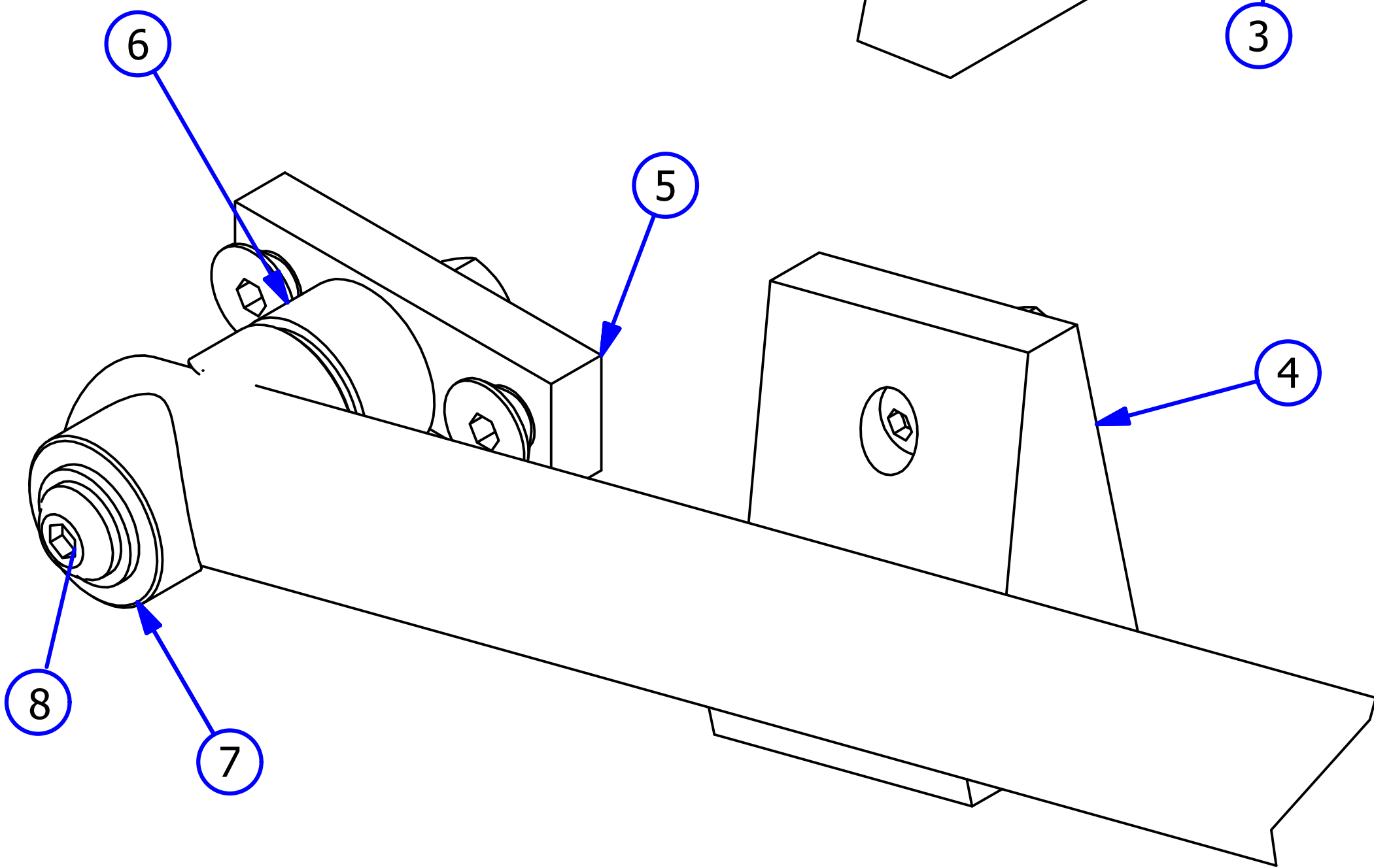
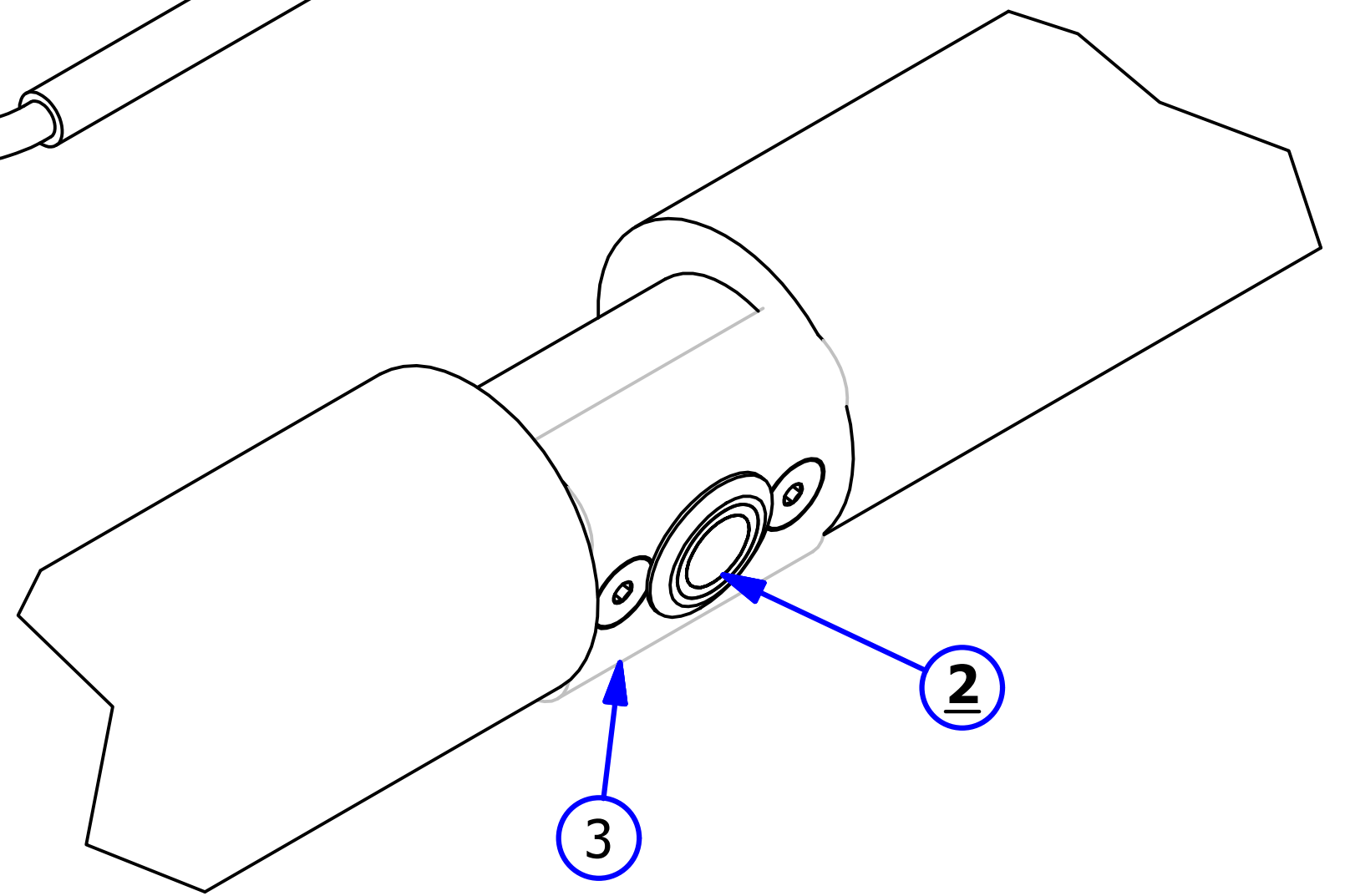
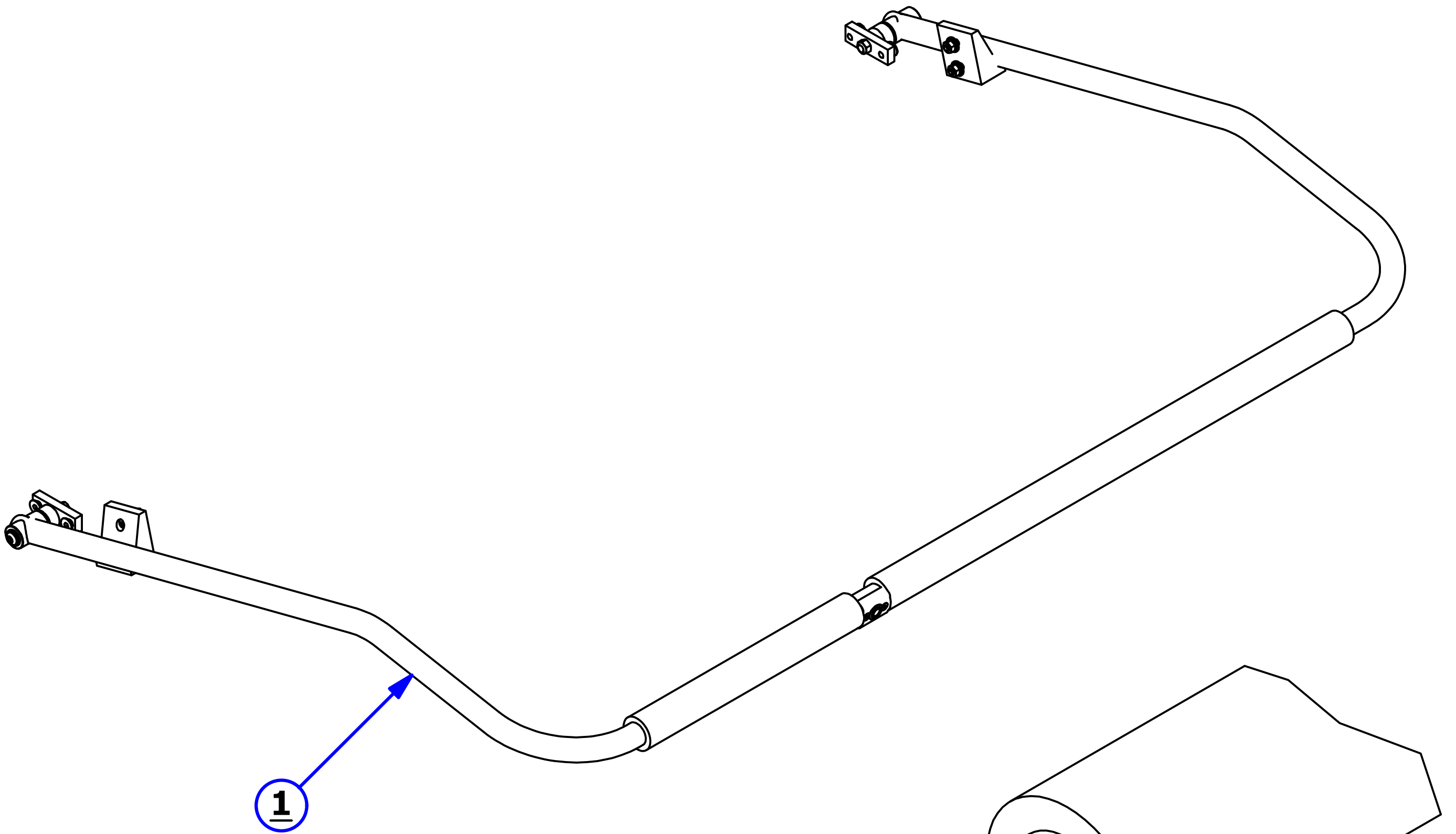


DETAIL A

HANDLE ASSEMBLY

REV. 12/18

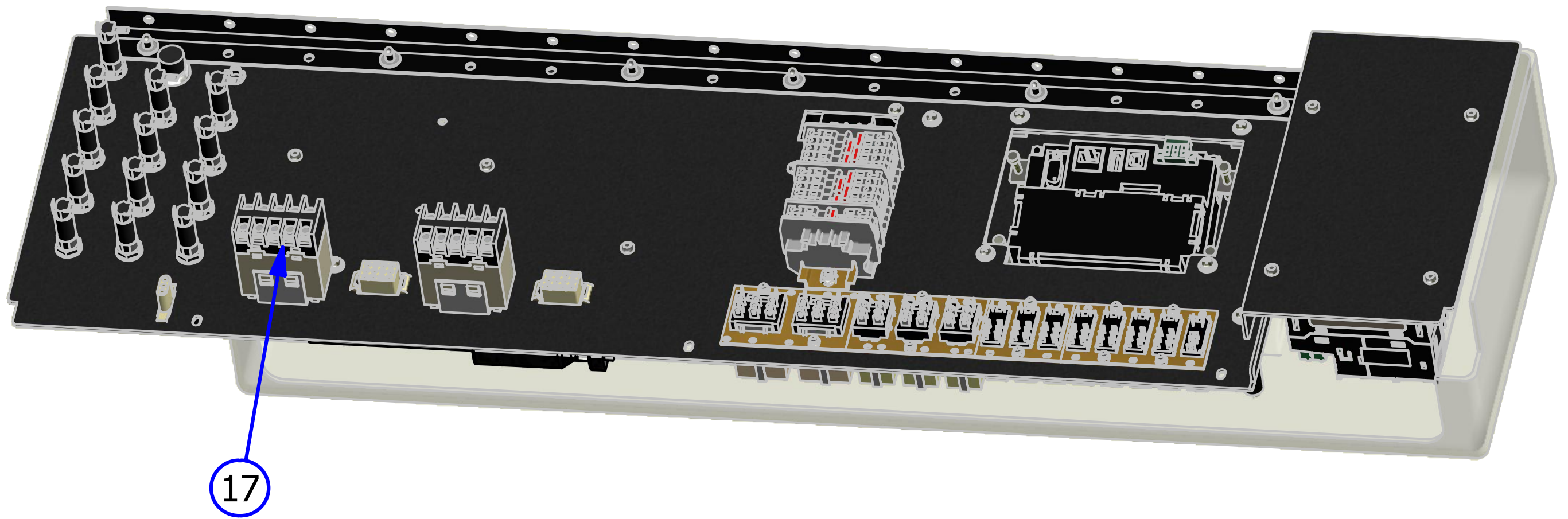
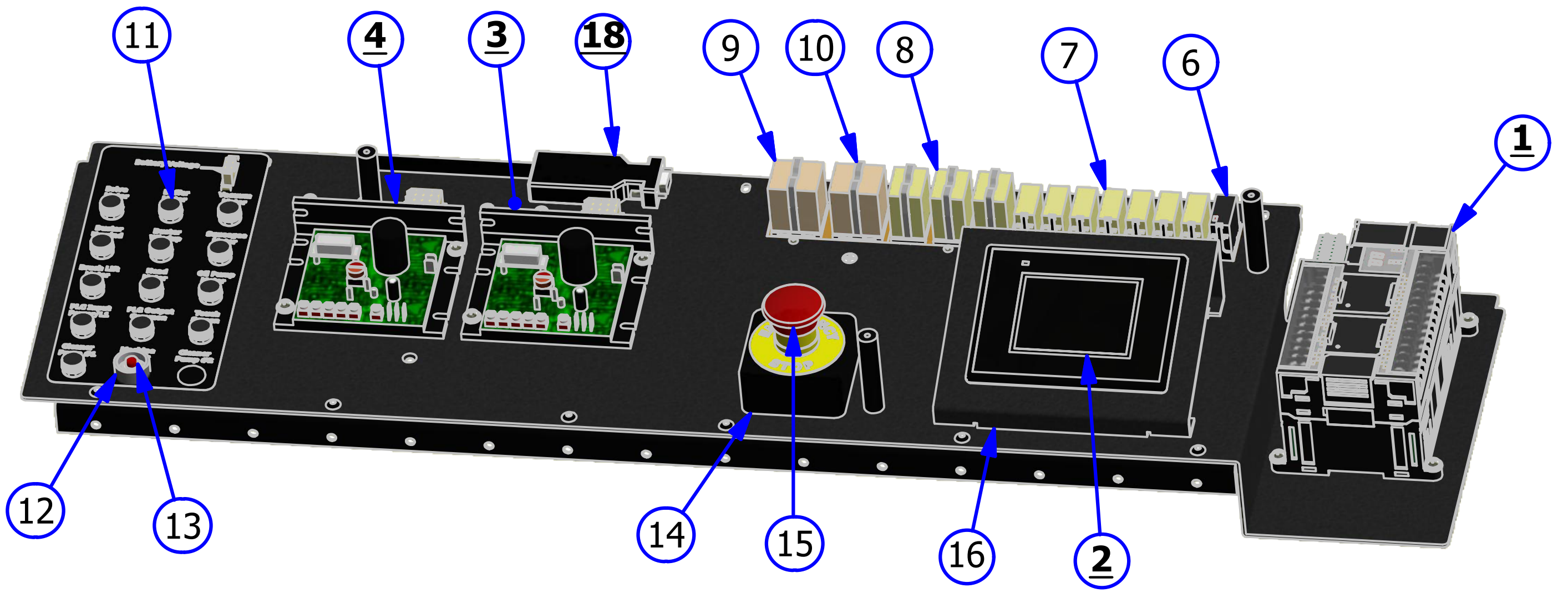
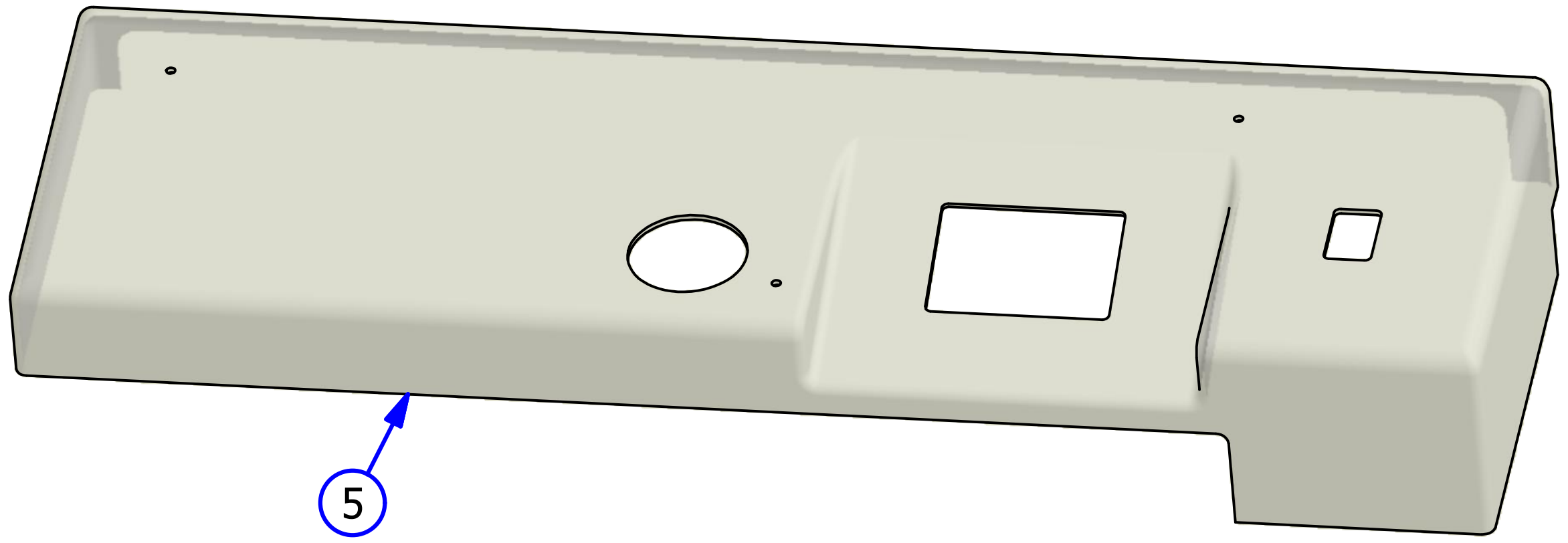
| <u>INDEX NUMBER</u> | <u>QTY.</u> | <u>PART NUMBER</u> | <u>DESCRIPTION</u> | <u>UOM</u> |
|-------------------------|-------------|------------------------|--|------------|
| 1 | 1 | 164-8012 | HANDLE ASSEMBLY (COMPLETE) | EA |
| 2 | 1 | 164-8013 | HANDLE BUTTON REPLACEMENT ASSEMBLY (W/WIRES) | EA |
| 3 | 1 | 164-6083 | BUTTON COLLAR | EA |
| | 2 | 158-2003 | SCREW 8-32 X 1/2 FHCS BLK OXIDE | EA |
| 4 | 2 | 164-6057 | HANDLE CATCH | EA |
| 5 | 2 | 164-6084 | HANDLE MOUNT ASSEMBLY | EA |
| 6 | 2 | 164-6058 | HANDLE SPACER | EA |
| 7 | 4 | 164-2001 | UNTHREADED CURVED SPACER BLACK | EA |
| 8 | 2 | 164-2028 | HHCS FLANGED 5/16-18 X 3 PARTIAL THREAD | EA |



PLC PLATE ASSEMBLY

REV. 1/18

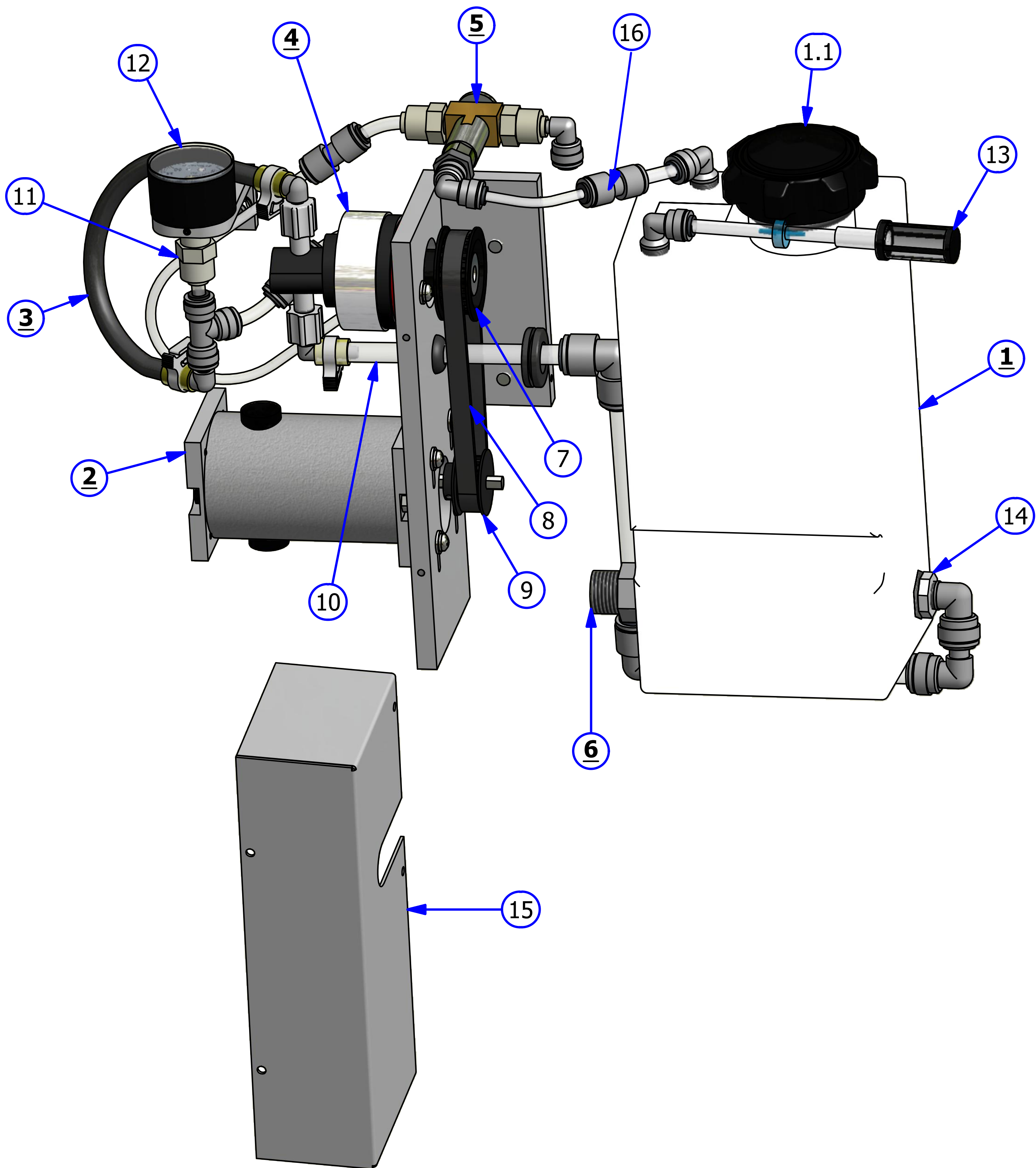
| <u>INDEX NUMBER</u> | <u>QTY.</u> | <u>PART NUMBER</u> | <u>DESCRIPTION</u> | <u>UOM</u> |
|-------------------------|-------------|--------------------|---|------------|
| 1 | 1 | 158-1610P | PLC FOR IKON - SPECIFY SOFTWARE VERSION | EA |
| | 1 | 158-1610S | SERIAL CONVERTER FOR FLEX | EA |
| | 1 | 164-1235 | CABLE TO TOUCHSCREEN - 24IN (NOT SHOWN) | EA |
| 2 | 1 | 164-8803 | TOUCH SCREEN ASSEMBLY | EA |
| | 1 | 164-1234 | SCREEN PROTECTOR (NOT SHOWN) | EA |
| 3 | 1 | 164-8807 | SPEED CONTROL ASSEMBLY - DRIVE | EA |
| 4 | 1 | 164-8806 | SPEED CONTROL ASSEMBLY - CLEANER PUMP | EA |
| 5 | 1 | 164-6815 | CLEAR PC PLATE COVER | EA |
| 6 | 2 | 158-1460 | RELAY SOLID STATE | EA |
| 7 | 6 | 158-1458 | RELAY - OMRON 24DC DPDT GENERAL PURPOSE | EA |
| 8 | 6 | 158-1462 | 24 V RELAY DPDT 10A W/DIODE | EA |
| 9 | 2 | 164-1231 | LY3 RELAY | EA |
| 10 | 2 | 164-1207 | LY3 RELAY CLIP | EA |
| 11 | 13 | 153-1028 | PANEL-MOUNT FUSE HOLDER - UL (COMPLETE) | EA |
| 12 | 1 | 153-1209 | BUTTON GUARD | EA |
| 13 | 1 | 158-8439 | PUSH BUTTON (RED = NORMALLY OPEN) | EA |
| 14 | 1 | 164-6161 | E-STOP BOX | EA |
| 15 | 1 | 164-8223 | E-STOP SWITCH ASSEMBLY | EA |
| | 1 | 164-1223B | BREAKER FOR ESTOP | EA |
| 16 | 1 | 164-6805-2850 | TOUCH SCREEN MOUNT | EA |
| 17 | 2 | 158-1465 | CONTACTOR 24VDC | EA |
| 18 | 1 | 164-8820 | WI-FI ADAPTER REPLACEMENT ASSEMBLY | EA |



OIL VALVE ASSEMBLY

REV. 10/18

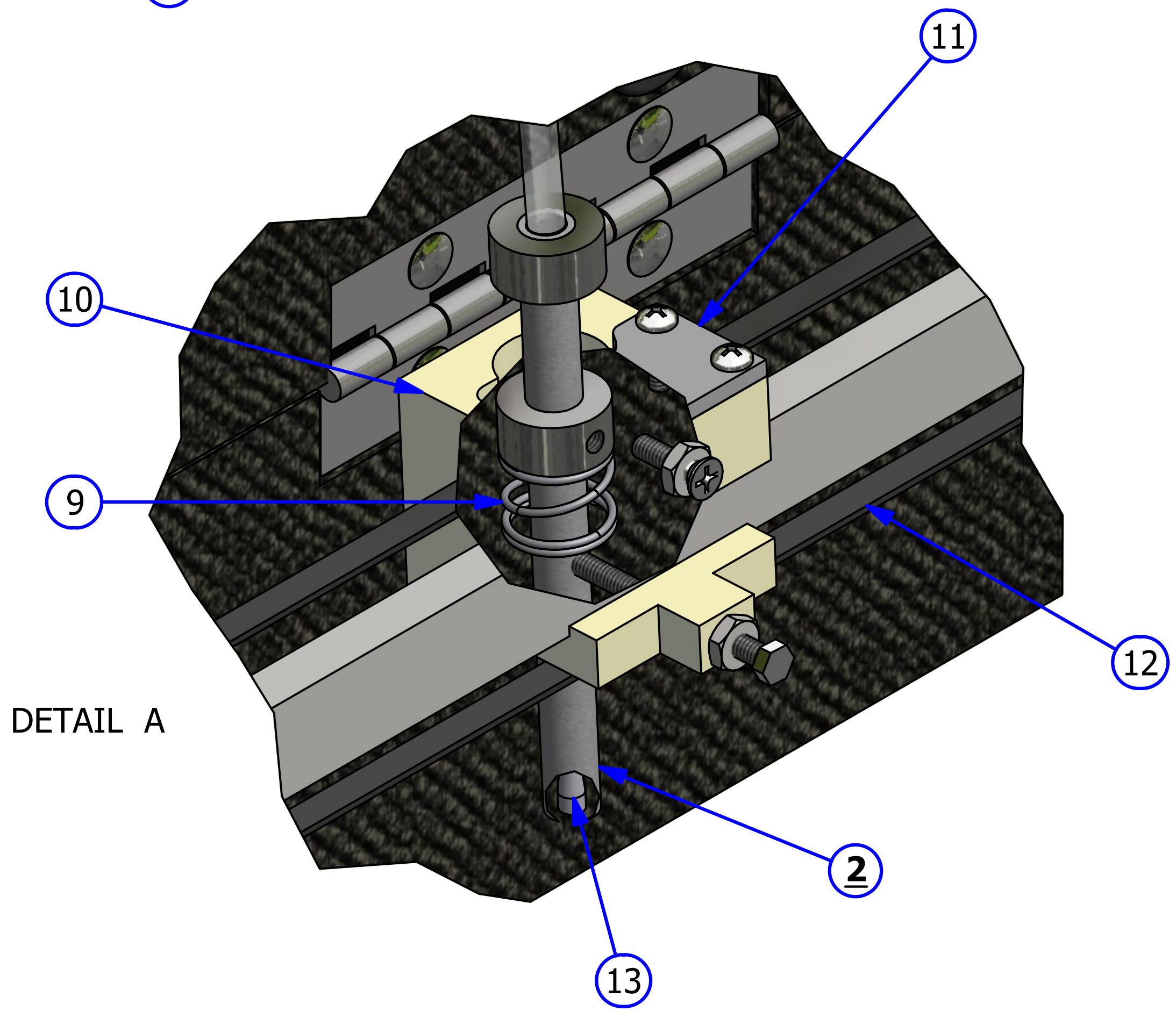
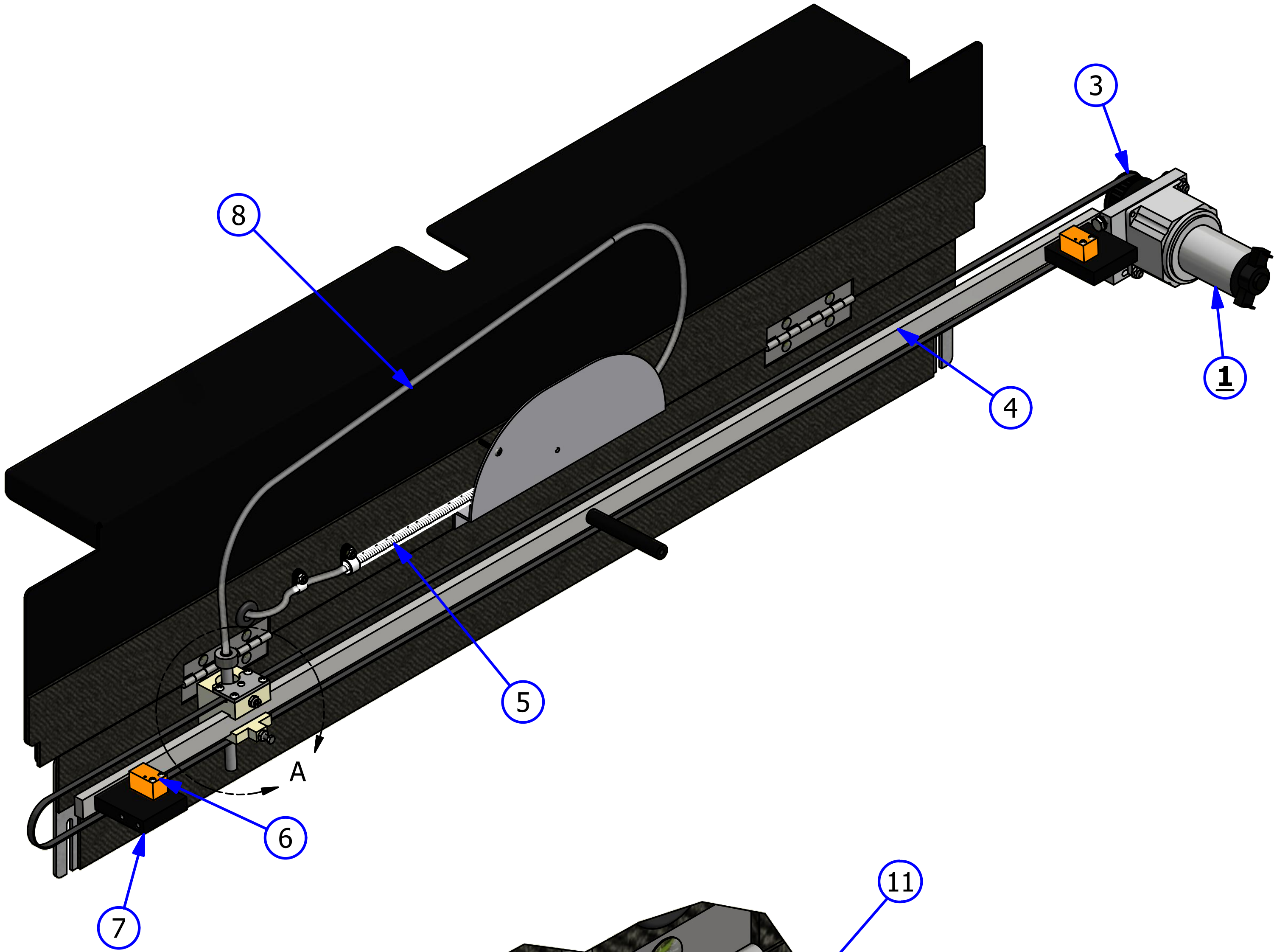
| <u>INDEX NUMBER</u> | <u>QTY.</u> | <u>PART NUMBER</u> | <u>DESCRIPTION</u> | <u>UOM</u> |
|-------------------------|-------------|------------------------|---|------------|
| <u>1</u> | 1 | 154-8682 | CONDITIONER TANK ASSEMBLY | EA |
| | 1 | 164-8081 | SUPPLY TANK CAP (NOT SHOWN) | EA |
| | 1 | 164-0021 | GASKET FOR SUPPLY TANK CAP (NOT SHOWN) | EA |
| <u>2</u> | 1 | 158-8401A | OIL PUMP MOTOR ASSEMBLY | EA |
| <u>3</u> | 1 | 154-8816 | PULSE SUPPRESSION TUBE | EA |
| <u>4</u> | 1 | 154-1214 | FLUID METERING PUMP-0.05 ML/STROKE | EA |
| <u>5</u> | 1 | 154-8298 | OIL CONTROL VALVE (24VDC) WITH EXTENDED WIRES | EA |
| | | | | EA |
| 6 | 1 | 154-8693 | FLOAT SWITCH ASSEMBLY | EA |
| 7 | 1 | 154-9607 | PULLEY - (24XL 5/16" BORE) | EA |
| 8 | 1 | 154-9202A | CONDITIONER PUMP BELT | EA |
| 9 | 1 | 154-9404 | PULLEY 16XL037 X 1/4" BORE | EA |
| 10 | 16.5 | 154-0202 | PUMP TUBING STOCK (3/8" OD X 1/4"ID) | IN |
| 11 | 1 | 154-0257 | FEMALE CONNECTOR - 1/4" TUBE X 1/8" FPT | EA |
| 12 | 1 | 158-1613 | PRESSURE GAUGE - 60PSI | EA |
| 13 | 1 | 154-8817 | MANUAL VENT VALVE ASSEMBLY | EA |
| 14 | 1 | 154-0212 | OIL TANK FILTER ASSEMBLY | EA |
| 15 | 1 | 154-6287 | GUARD FOR PUMP | EA |
| 16 | 1 | 154-0248 | REDUCING UNION CONNECTOR-1/4" X 3/16" | EA |



OIL HEAD ASSEMBLY

REV. 5/16

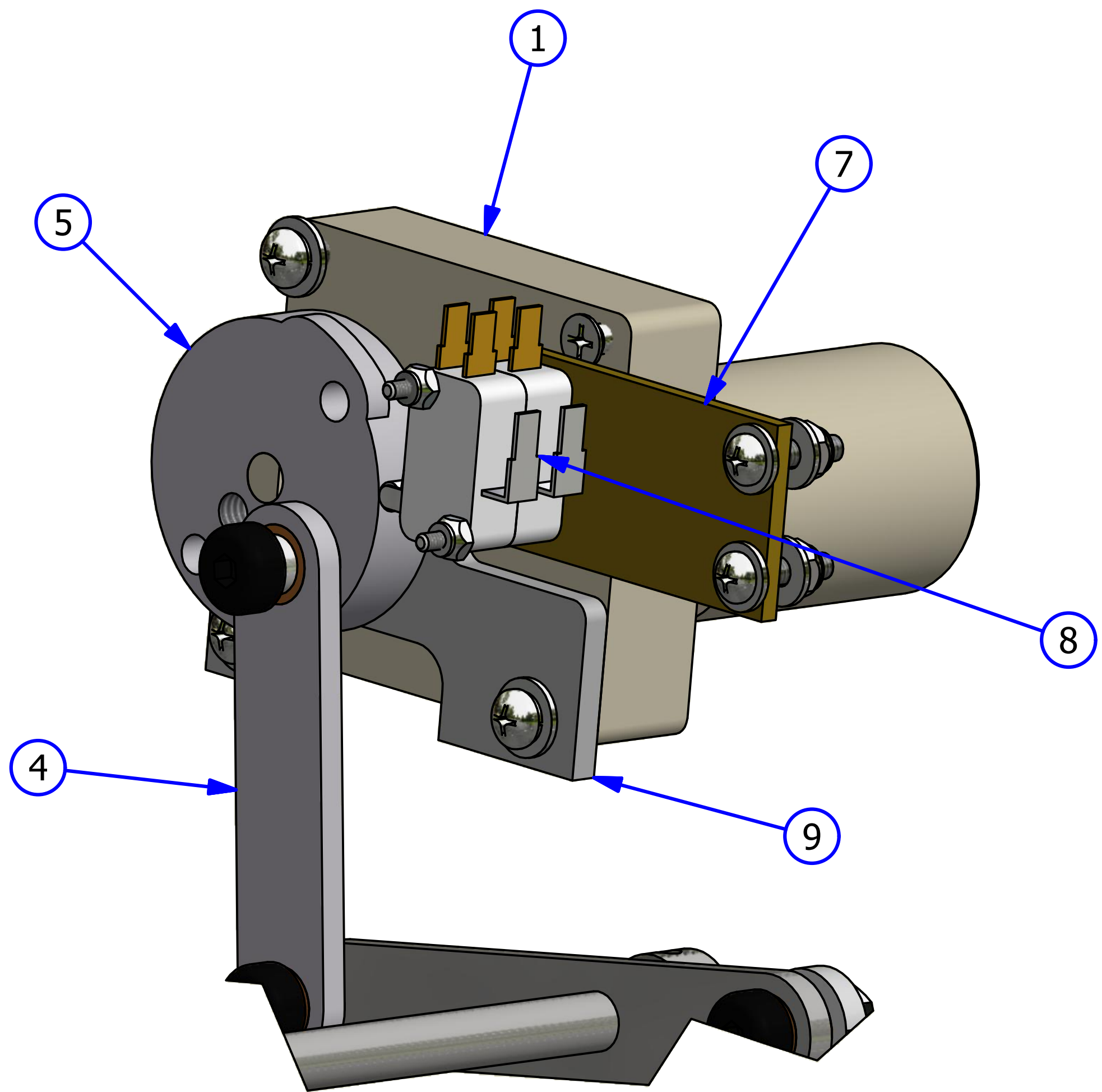
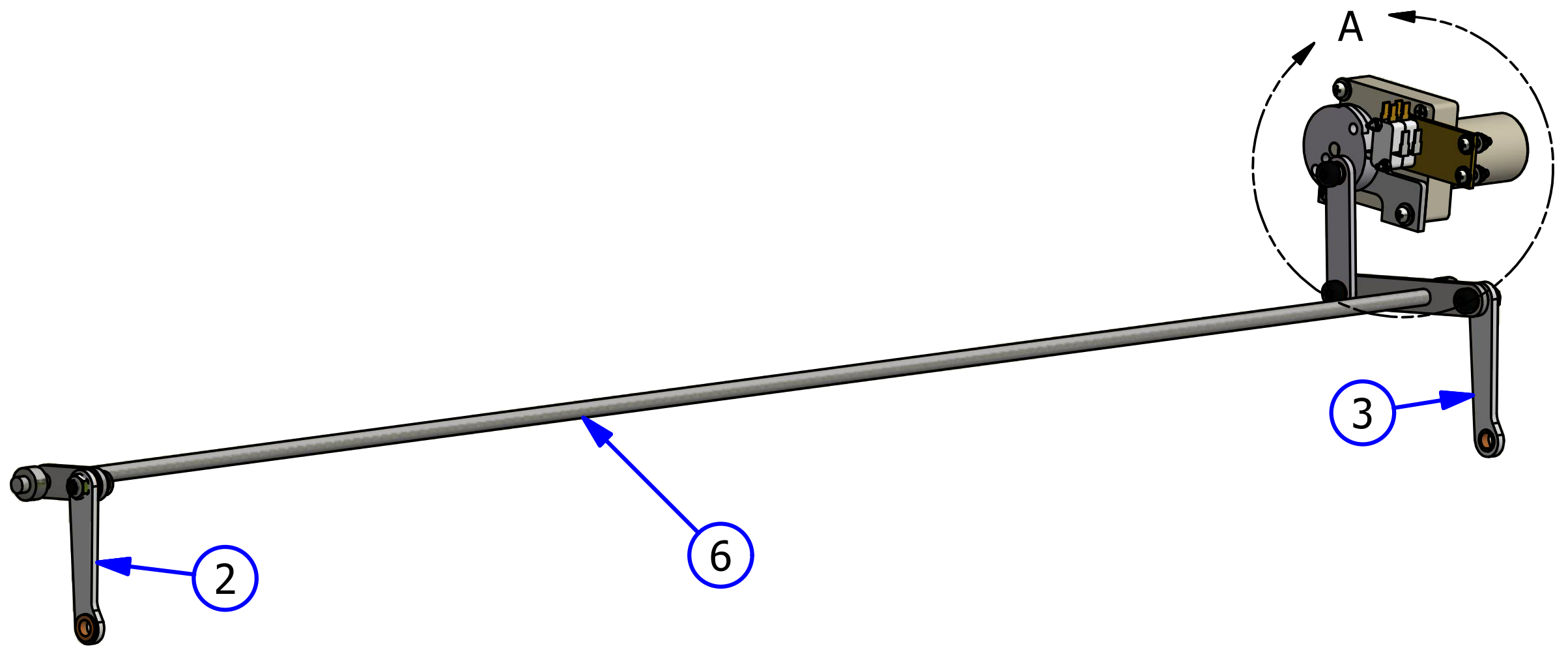
| <u>INDEX</u> <u>NUMBER</u> | <u>QTY.</u> | <u>PART</u> <u>NUMBER</u> | <u>DESCRIPTION</u> | <u>UOM</u> |
|-------------------------------|-------------|------------------------------|----------------------------------|------------|
| <u>1</u> | 1 | 158-8405 | OIL HEAD DRIVE MOTOR ASSEMBLY | EA |
| <u>2</u> | 1 | 154-8851 | OIL HEAD HOSE AND TIP ASSEMBLY | EA |
| 3 | 1 | 154-9607 | PULLEY | EA |
| 4 | 1 | 154-6647A | SLIDING HEAD BAR ASSEMBLY | EA |
| 5 | 1 | 154-0206 | SPRING FOR OIL HOSE TIP ASSEMBLY | EA |
| 6 | 2 | 154-0220 | PROXIMITY SENSOR | EA |
| 7 | 2 | 164-6280 | HEAD BAR MOUNTING BLOCK | EA |
| 8 | 1 | 154-0202A | PENCIL TUBING STOCK | IN |
| 9 | 1 | 153-2713 | OIL HEAD SPRING | EA |
| 10 | 1 | 154-6893 | OIL HEAD ASSEMBLY | EA |
| 11 | 1 | 154-6646 | HEAD MOUNT PLATE ASSEMBLY | EA |
| 12 | 1 | 154-9201 | OIL HEAD DRIVE BELT ASSEMBLY | EA |
| 13 | 1 | 154-6832 | OIL PENCIL TIP ASSEMBLY | EA |



BRUSH LIFT ROD ASSEMBLY

REV. 5/16

| <u>INDEX NUMBER</u> | <u>QTY.</u> | <u>PART NUMBER</u> | <u>DESCRIPTION</u> | <u>UOM</u> |
|-------------------------|-------------|------------------------|---|------------|
| 1 | 1 | 158-8402 | MOTOR ASSEMBLY - 24VDC | EA |
| 2 | 1 | 154-8639 | BUFFER BRUSH LOWER LINK - RIGHT | EA |
| 3 | 1 | 154-8638 | BUFFER BRUSH LOWER LINK - LEFT | EA |
| 4 | 1 | 154-8837 | BRUSH LIFT ROD TO CAM LINK | EA |
| 5 | 1 | 154-6243 | MOTOR CAM-DUAL LOBES (STACKED SWITCHES) | EA |
| 6 | 1 | 154-8637 | BRUSH LIFT ROD ASSEMBLY | EA |
| 7 | 1 | 154-6824 | CAM SWITCH PLATE | EA |
| 8 | 2 | 153-1203 | MICROSWITCH W/ROLLER | EA |
| 9 | 1 | 158-8634 | SQUEEGEE/BRUSH MOUNT PLATE ASSEMBLY | EA |
| | 1 | 158-9614 | BALL BEARING MINITURE (NOT SHOWN) | EA |

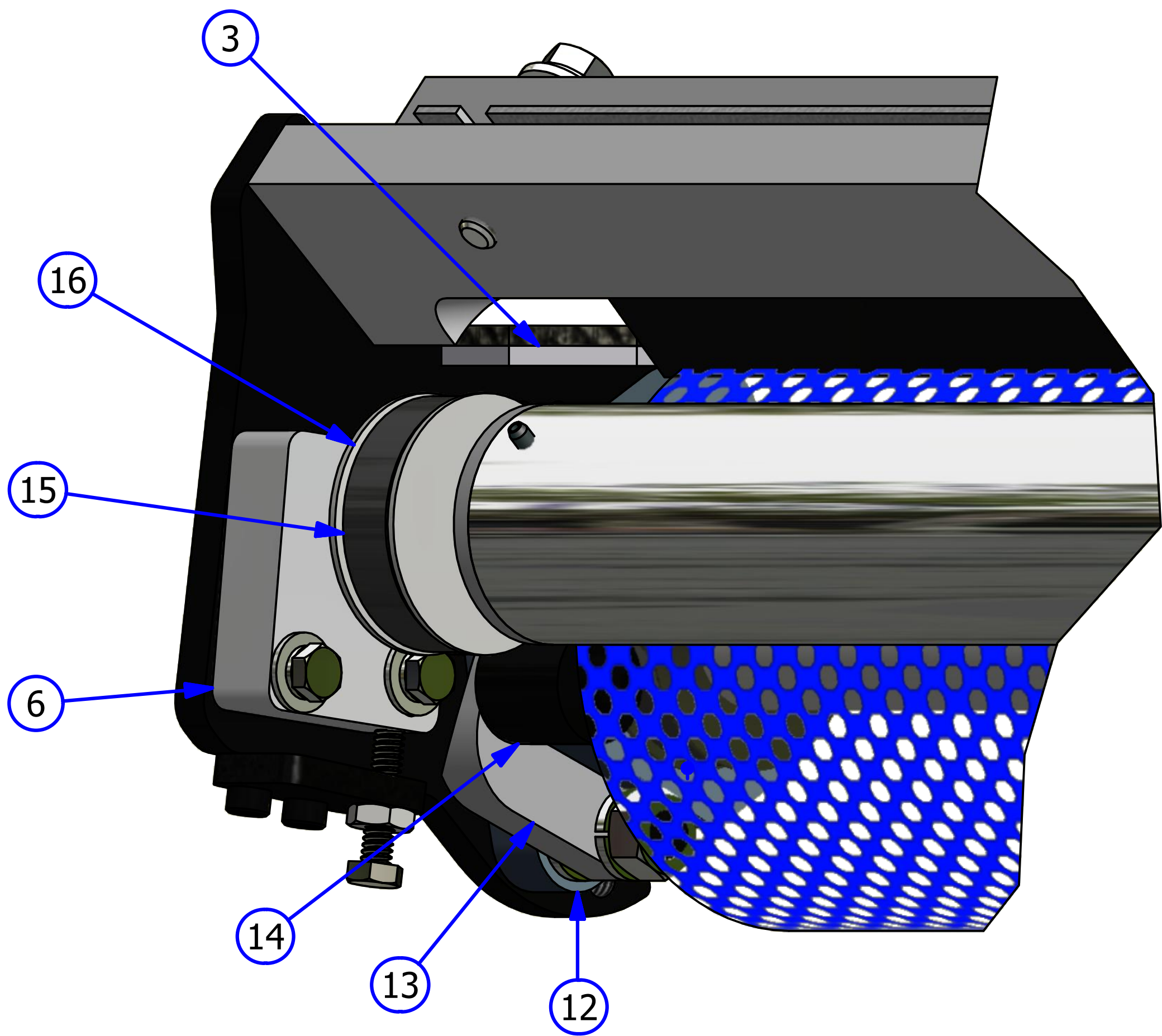
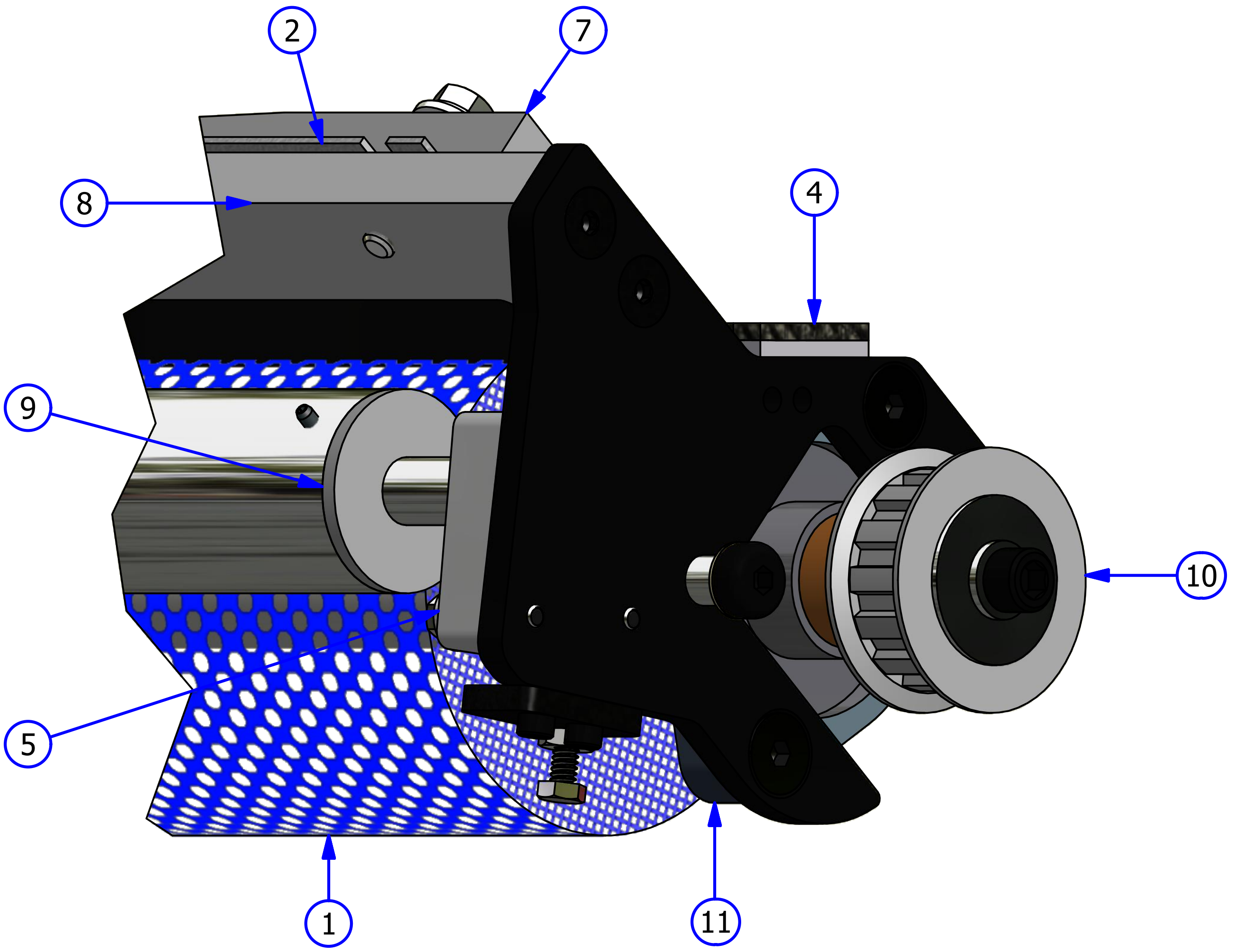


DETAIL A

OIL TRANSFER ASSEMBLY

REV. 9/17

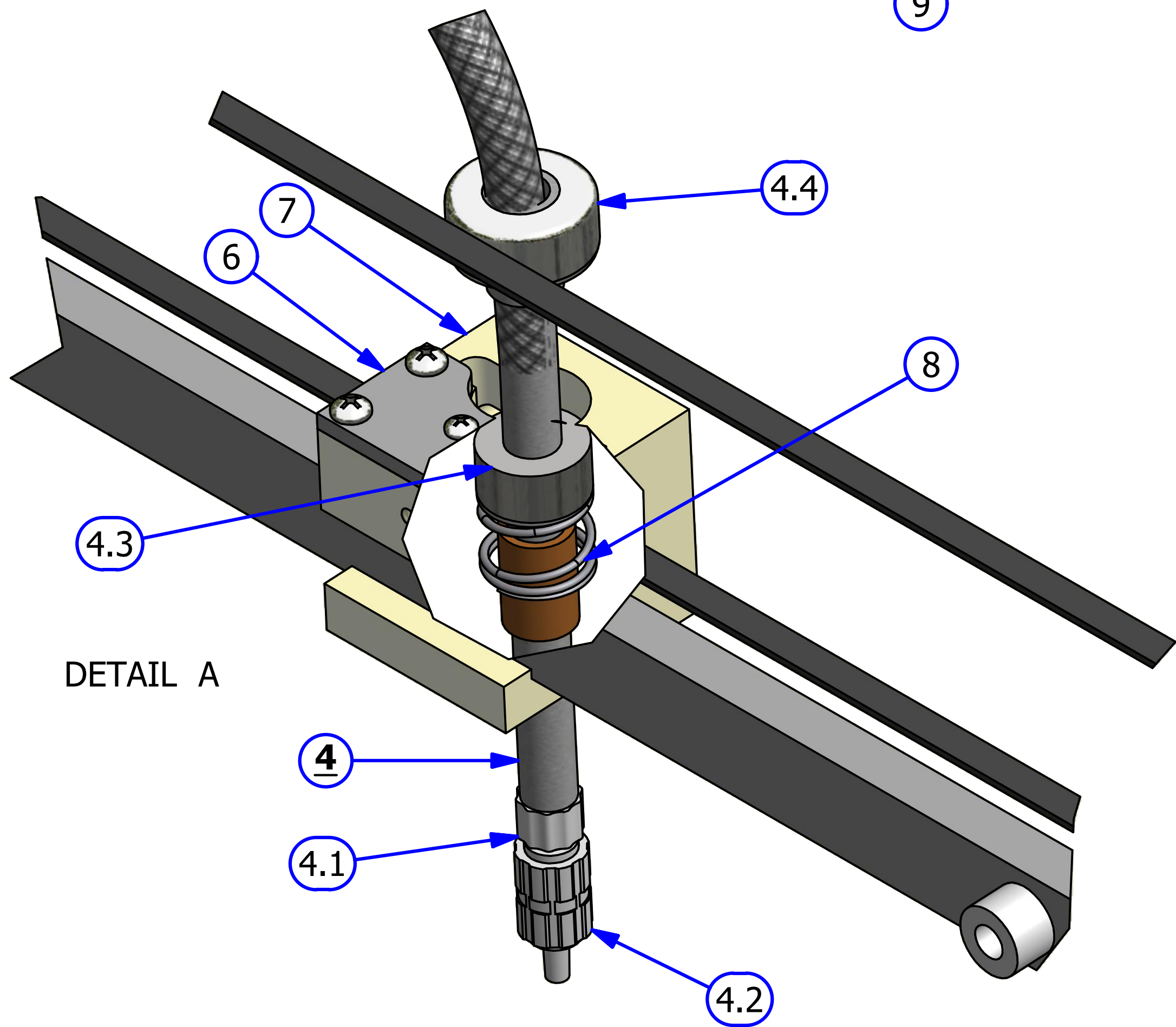
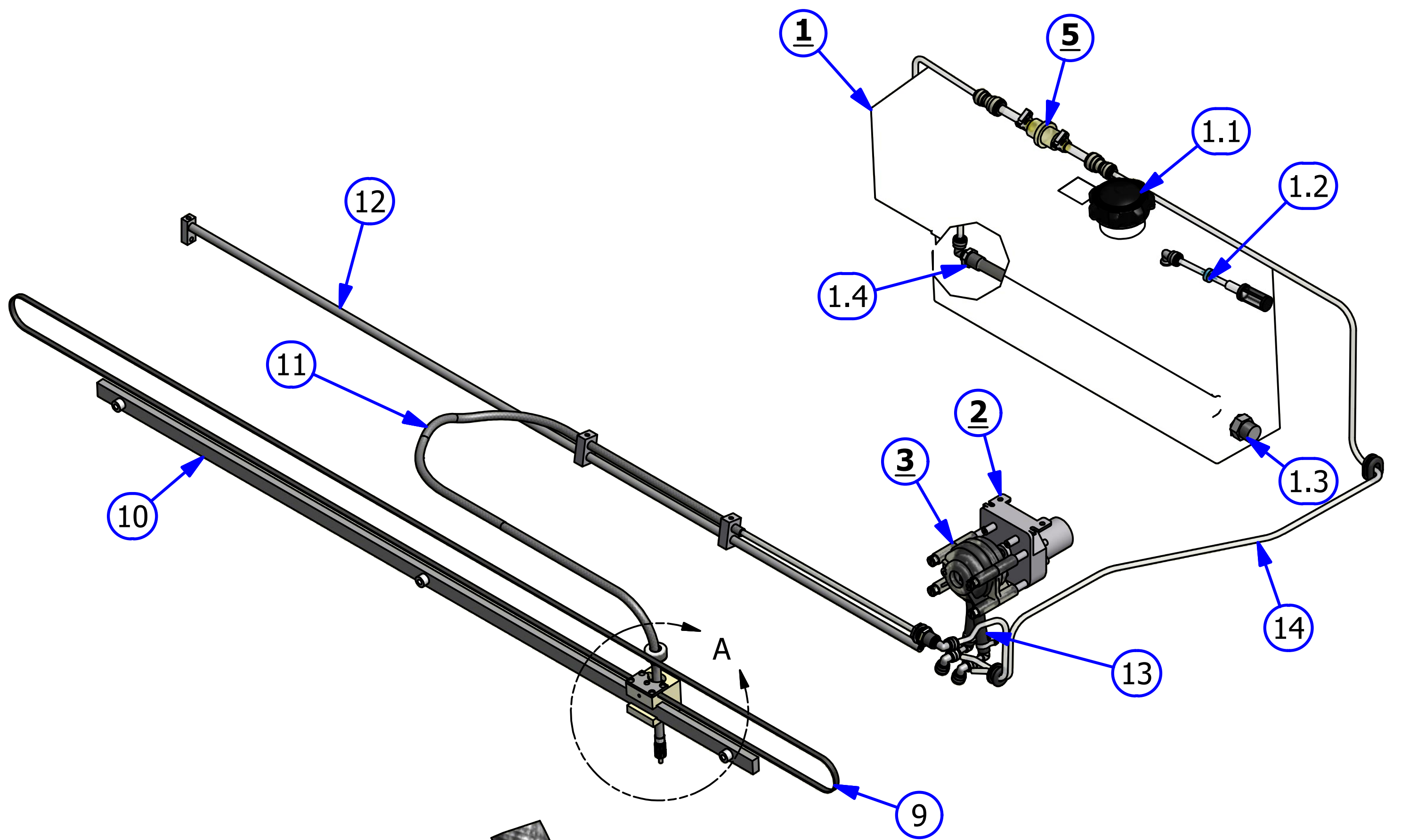
| <u>INDEX</u> <u>NUMBER</u> | <u>QTY.</u> | <u>PART NUMBER</u> | <u>DESCRIPTION</u> | <u>UOM</u> |
|-------------------------------|-------------|--------------------|--|------------|
| 1 | 1 | 164-8001A | BUFFER BRUSH ASSEMBLY | EA |
| 2 | 1 | 164-0866 | SINGLE TRANSFER BRUSH ASSEMBLY | EA |
| 3 | 1 | 164-8805 | DRIP PAD ASSEMBLY (SOLD IN PAIRS) | PR |
| 4 | 1 | 164-8805 | DRIP PAD ASSEMBLY (SOLD IN PAIRS) | PR |
| 5 | 1 | 164-8046 | BEARING MOUNT ASSEMBLY - LEFT | EA |
| 6 | 1 | 164-8045 | BEARING MOUNT ASSEMBLY - RIGHT | EA |
| 7 | 1 | 158-6735 | BRUSH TRACK MOUNT SUPPORT | EA |
| 8 | 1 | 158-6732 | SINGLE BRUSH TRACK MOUNT ASSEMBLY | EA |
| 9 | 1 | 164-8008 | TRANSFER ROLLER ASSEMBLY | EA |
| 10 | 1 | 158-9402 | BUFFER BRUSH PULLEY ASSEMBLY | EA |
| 11 | 1 | 153-9816 | FLANGED BUFFER BRUSH BEARING | EA |
| 12 | 1 | 154-8640 | FLANGED BUFFER BRUSH BEARING - ROTATED | EA |
| 13 | 2 | 164-6051 | TRANSFER ROLLER IDLER BELT BLOCK | EA |
| 14 | 1 | 158-6742 | TRANSFER ROLLER BELT IDLER ROLLER ASSEMBLY | EA |
| 15 | 1 | 154-9203 | TRANSFER TOLLER BELT ASSEMBLY | EA |
| 16 | 1 | 164-9015 | PULLEY ASSEMBLY | EA |



CLEANER TANK AND HEAD ASSEMBLY

REV. 5/15

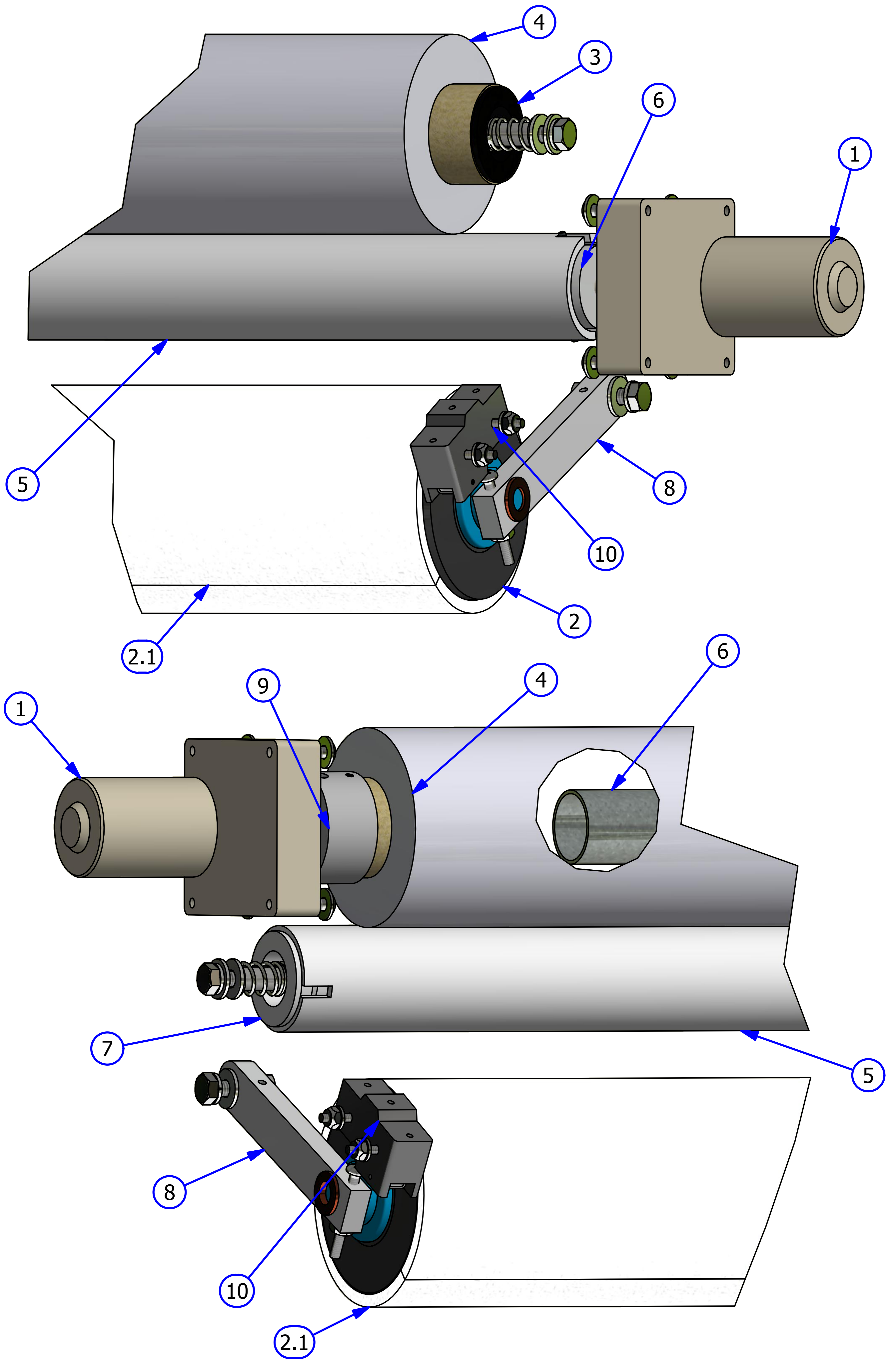
| <u>INDEX</u> <u>NUMBER</u> | <u>QTY.</u> | <u>PART</u> <u>NUMBER</u> | <u>DESCRIPTION</u> | <u>UOM</u> |
|-------------------------------|-------------|------------------------------|---|------------|
| 1 | 1 | 158-8433C | CLEANER SUPPLY TANK ASSEMBLY (COMPLETE) | EA |
| 1.1 | 1 | 164-8081 | CLEANER SUPPLY TANK CAP | EA |
| 1.2 | 1 | 154-8817 | MANUAL VENT VALVE ASSEMBLY | EA |
| 1.3 | 1 | 154-8693 | CLEANER FLOAT SWITCH ASSEMBLY | EA |
| 1.4 | 1 | 154-0212B | FILTER ASSEMBLY | EA |
| 1.5 | 1 | 164-0021 | CLEANER SUPPLY CAP GASKET (NOT SHOWN) | EA |
| 2 | 1 | 158-8404 | CLEANER PUMP MOTOR ASSEMBLY | EA |
| 3 | 1 | 158-8404D | CLEANER PUMP ASSEMBLY | EA |
| 4 | 1 | 154-8852 | CLEANER HOSE AND TIP ASSEMBLY | EA |
| 4.1 | 1 | 154-0863 | LURE HOSE BARB | EA |
| 4.2 | 1 | 164-0012M | CLEANER TIP WITH CHECK VALVE | EA |
| 4.3 | 1 | 153-2804 | COLLAR - 3/8 X 3/4 X 3/8 | EA |
| 4.4 | 1 | 153-2902 | COLLAR - 1/2 X 1 1/8 X 1/2 | EA |
| 5 | 1 | 154-8867A | IN LINE FILTER ASSEMBLY | EA |
| 6 | 1 | 154-6646 | CLEANER HEAD BELT MOUNT PLATE | EA |
| 7 | 1 | 154-6882 | CLEANER HEAD ASSEMBLY | EA |
| 8 | 1 | 153-2713 | SPRING FOR CLEANER HEAD ASSEMBLY | EA |
| 9 | 1 | 154-9201 | CLEANER HEAD BELT ASSEMBLY | EA |
| 10 | 1 | 154-6877 | CLEANER HEAD BAR ASSEMBLY | EA |
| 11 | 1 | 154-0867 | SPRING, CLEANER HOSE | EA |
| 12 | 1 | 154-6889 | CLEANER HOSE ROUTING BAR | EA |
| 13 | 1 | 154-0861B | NORPRENE TUBING | EA |
| 14 | 16 | 154-0202A | PENCIL TUBING STOCK - 1/4" OD X 1/8" ID | IN |



DUSTER ASSEMBLY

REV. 8/18

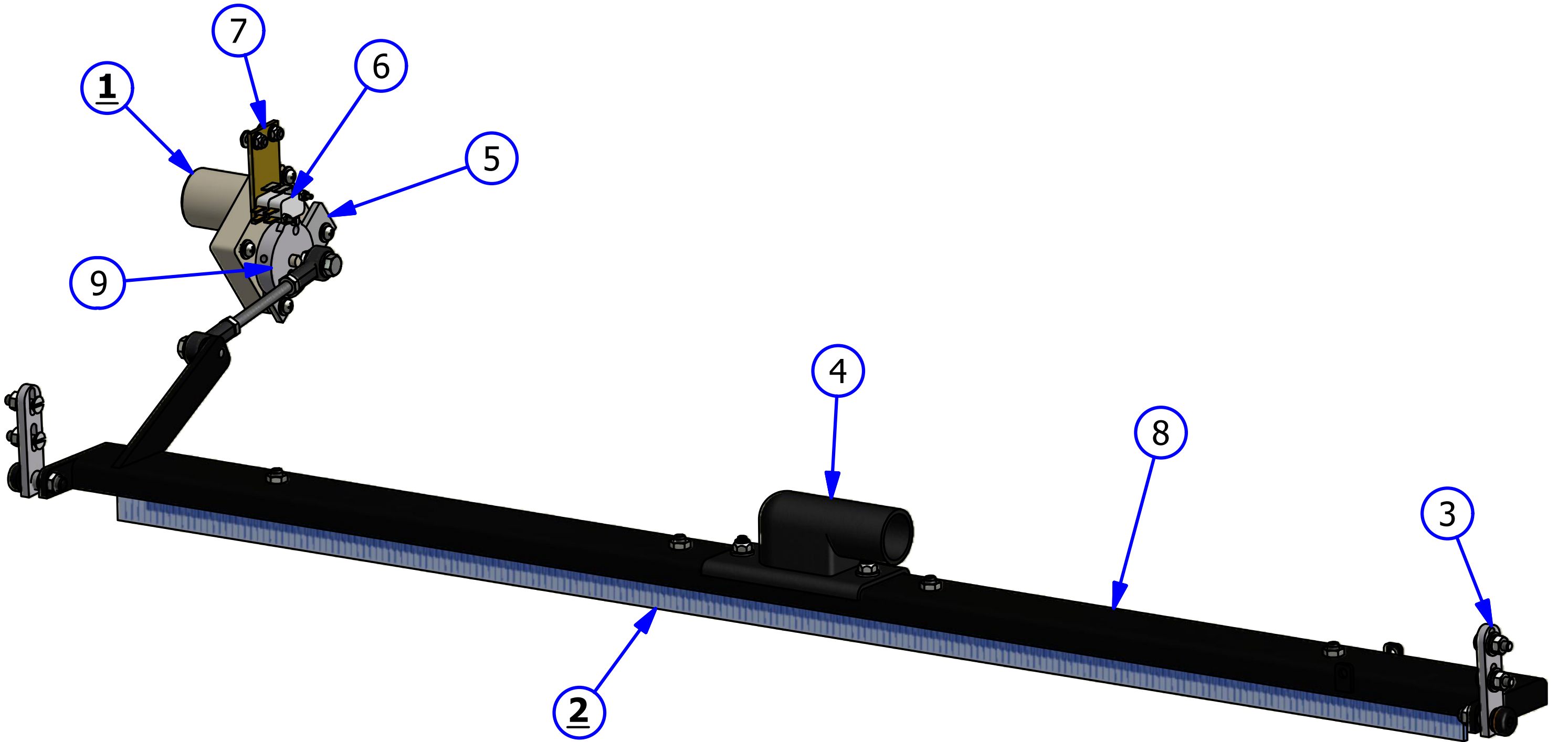
| <u>INDEX NUMBER</u> | <u>QTY.</u> | <u>PART NUMBER</u> | <u>DESCRIPTION</u> | <u>UOM</u> |
|-------------------------|-------------|--------------------|---------------------------------------|------------|
| 1 | 2 | 158-8403 | DUSTER MOTOR ASSEMBLY | EA |
| 2 | 1 | 164-8839 | CUSHION ROLLER WITH WRAP ASSEMBLY | EA |
| 3 | 1 | 164-6108A | DUSTER PLUG CARDBOARD CORE | EA |
| 4 | 1 | 153-0047EZ | K2 SELECT DUSTER CLOTH (BOX OF 4) | CASE |
| 5 | 1 | 154-0052 | PVC TAKE UP REEL ASSEMBLY | EA |
| 6 | 1 | 153-0429 | DUSTER ROLL SUPPORT PIPE (40 INCH) | EA |
| 7 | 1 | 164-6109A | UHMW DUSTER PLUG FOR PVC TAKE UP REEL | EA |
| 8 | 2 | 164-8823 | CUSHION ROLLER PIVOT ARM | EA |
| 9 | 1 | 153-8202B | DUSTER SOLID DRIVE HUB (PVC) | EA |
| 10 | 2 | 154-1603 | MICROSWITCH WITHOUT ROLLER (LARGE) | EA |



SQUEEGEE ASSEMBLY

REV. 5/16

| <u>INDEX</u> <u>NUMBER</u> | <u>QTY.</u> | <u>PART NUMBER</u> | <u>DESCRIPTION</u> | <u>UOM</u> |
|-------------------------------|-------------|--------------------|---|------------|
| 1 | 1 | 158-8402 | MOTOR ASSEMBLY -24VDC | EA |
| 2 | 1 | 164-8038K | SQUEEGEE BLADE AND GASKET REPLACEMENT (1 SET) | EA |
| | 1 | 164-0003 | GASKET (NOT SHOWN) | EA |
| 3 | 2 | 154-8802 | SQUEEGEE ADJUSTMENT ARM | EA |
| 4 | 1 | 154-6677A | SQUEEGEE HOSE ADAPTER NYLON | EA |
| 5 | 1 | 158-8634 | SQUEEGEE/BRUSH MOUNT PLATE ASSEMBLY | EA |
| | 1 | 158-9614 | BALL BEARING MINITURE (NOT SHOWN) | EA |
| 6 | 2 | 153-1203 | MICROSWITCH W/ROLLER | EA |
| 7 | 1 | 154-6824 | SQUEEGEE CAM SWITCH PLATE | EA |
| 8 | 1 | 154-6339-2850 | SQUEEGEE MOUNT ANGLE | EA |
| 9 | 1 | 154-6243 | MOTOR CAM-DUAL LOBES (STACKED SWITCHES) | EA |



RECOVERY TANK AND VACUUM MOTOR

REV. 5/16

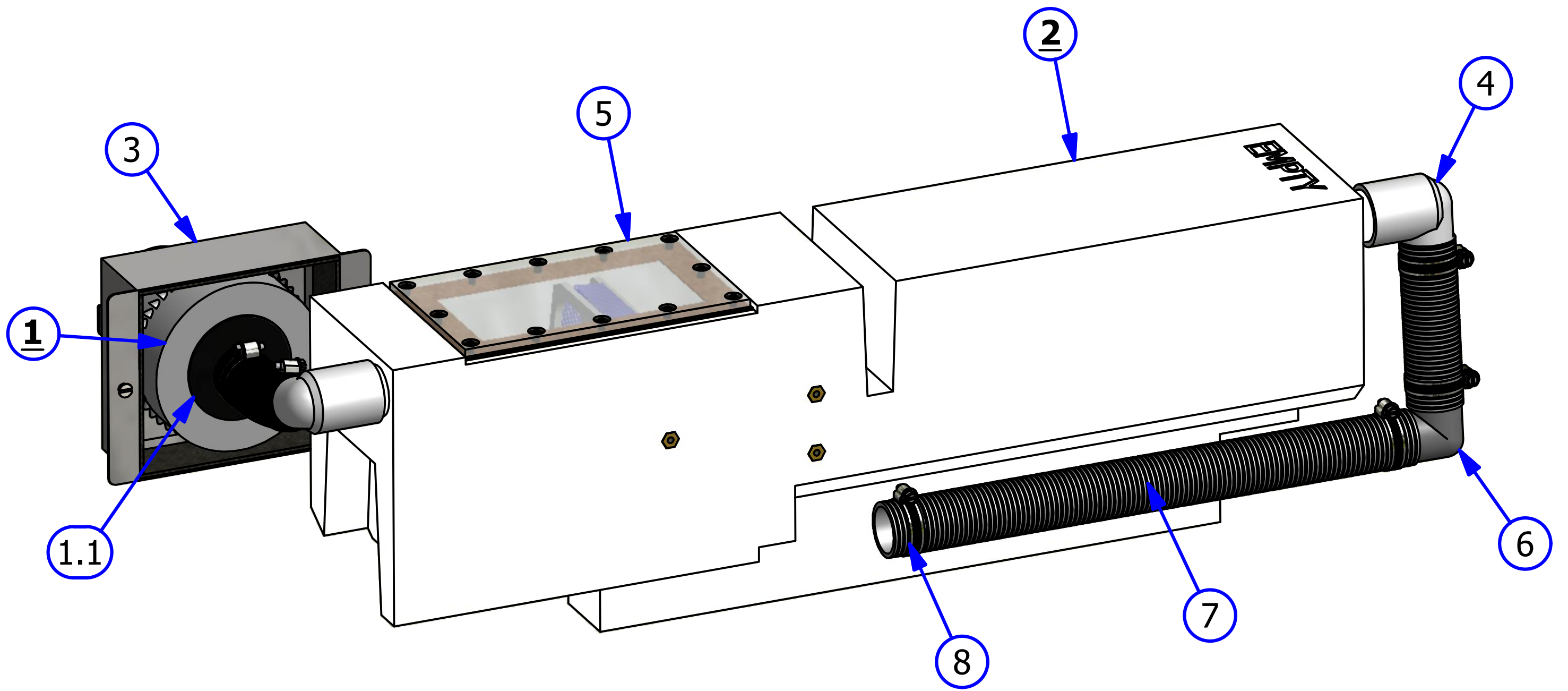
| <u>INDEX</u> <u>NUMBER</u> | <u>QTY.</u> | <u>PART</u> <u>NUMBER</u> | <u>DESCRIPTION</u> | <u>UOM</u> |
|-------------------------------|-------------|------------------------------|---|------------|
| <u>1</u> | 1 | 158-8407 | VACUUM MOTOR ASSEMBLY | EA |
| 1.1 | 1 | 153-6221M | VACUUM HOSE ADAPTER | EA |
| | 1 | 158-1421B | VACUUM MOTOR BRUSHES (NOT SHOWN) | EA |
| | | | | |
| 2 | 1 | 164-8017 | RECOVERY TANK | EA |
| | 1 | 164-8017F | RECOVERY TANK FILTER (NOT SHOWN) | EA |
| | 1 | 158-0405 | RECOVERY TANK GASKET (NOT SHOWN) | EA |
| | 12 | 153-2968 | SCREW - 1/4" X 3/4" FSHCS (NOT SHOWN) | EA |
| | | | | |
| 4 | 2 | 153-8827T | 1-1/4 PVC ELBOW-TANK INLET (NO THREADS) | EA |
| 5 | 1 | 164-6120 | FLEX RECOVERY TANK COVER PLATE | EA |
| 6 | 1 | 154-0607 | PVC ELBOW - 1-1/2 BARB X 1-1/2 BARB | EA |
| 7 | 40 | 154-0260 | FLEXIBLE HOSE - SOLD BY THE INCH | IN |
| 8 | 6 | 153-2406 | HOSE CLAMP (2 INCH) | EA |



TECHNICAL NOTE

WHEN ATTACHING PART NUMBER 153-6221M, USE A TWO (2) PART EPOXY AND ALLOW TO DRY ACCORDING TO DIRECTIONS.

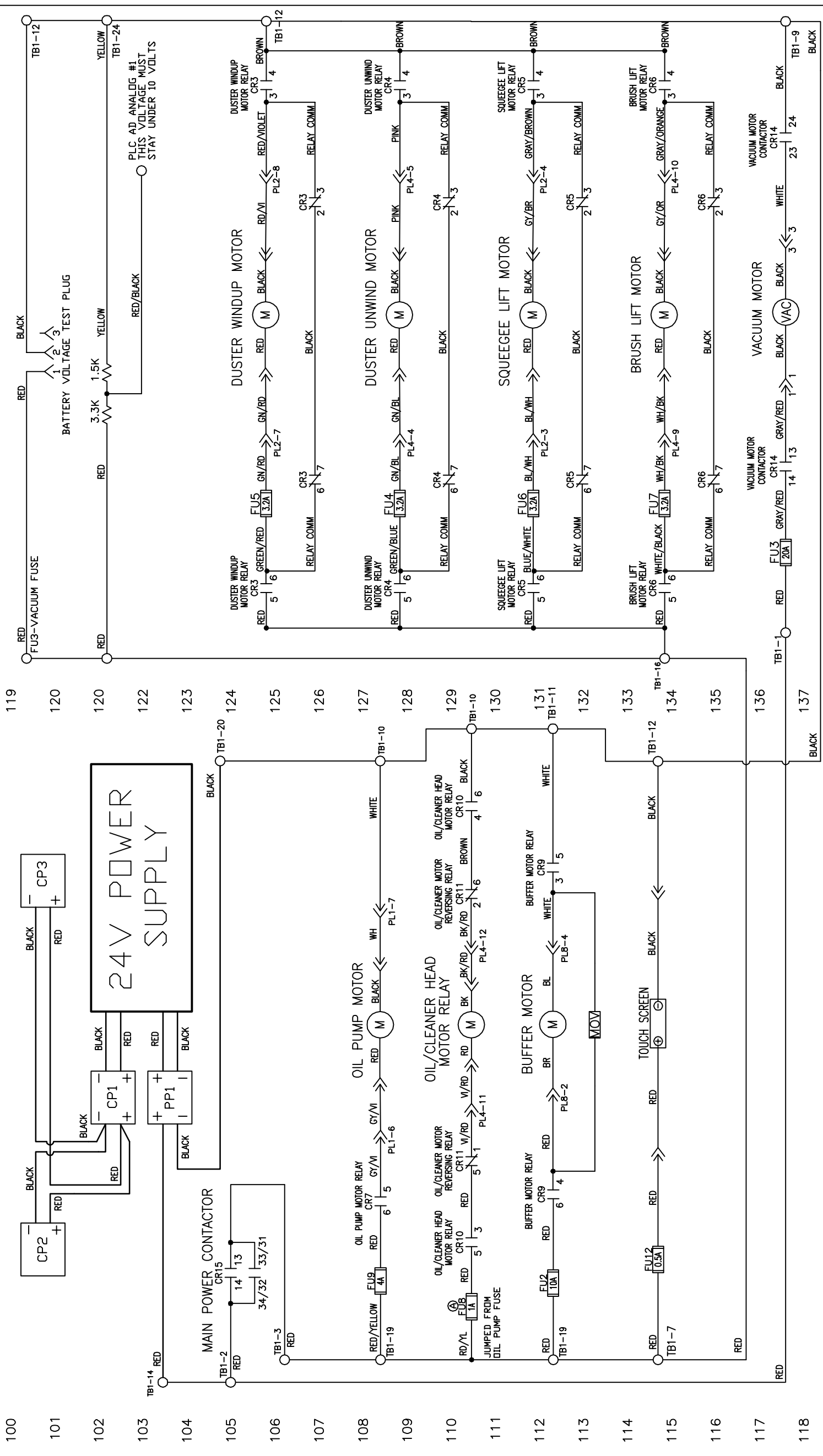
BE CAREFUL NOT TO CRUSH THE VACUUM MOTOR HOUSING INTO INTERNAL BLADES.



CHAPTER 9

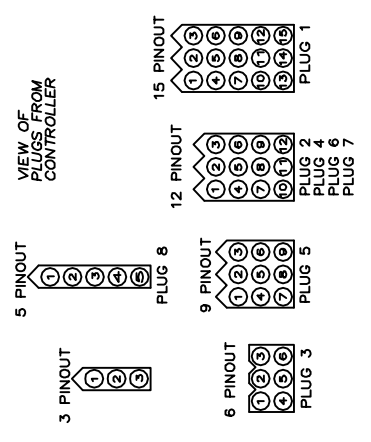
IKON ELECTRICAL DRAWINGS

| | |
|--|-----|
| Motor Wiring Layout | 124 |
| Output Wiring Layout | 125 |
| Input Wiring Layout | 126 |
| Speed Control Wiring Layout..... | 127 |
| Analog Wiring Layout | 128 |
| Terminal Block Wiring Layout..... | 129 |
| Power Contactor Wiring Layout..... | 130 |
| Voltage Regulator Wiring Layout..... | 131 |
| Oil Pump Motor Wiring Layout..... | 132 |
| Oil-Cleaner Head Motor Wiring Layout..... | 133 |
| L-R & R-L Head Proximity Sensor Wiring Layout | 134 |
| Oil Valve Wiring Layout..... | 135 |
| Buffer Motor Wiring Layout..... | 136 |
| Brush Lift Motor Wiring Layout..... | 137 |
| Vacuum Wiring Layout | 138 |
| Squeegee Motor & Switch Wiring Layout..... | 139 |
| Duster Unwind Motor & Switch Wiring Layout..... | 140 |
| Duster Windup Motor & Switch Wiring Layout | 141 |
| Cleaner Pump Speed Control Wiring Layout..... | 142 |
| Start Button & Duster Presoak Button Wiring Layout | 143 |
| Oil Float & Cleaner Float Wiring Layout..... | 144 |
| Speed Tach & LDS Wiring Layout | 145 |
| LED Tank Light Wiring Layout..... | 146 |



LEGEND

- CR1 - OIL VALVE RELAY
- CR2 - POWER OFF RELAY
- CR3 - DUSTER WINDUP MOTOR RELAY
- CR4 - DUSTER UNWIND MOTOR RELAY
- CR5 - SQUEEGEE LIFT MOTOR RELAY
- CR6 - BRUSH LIFT MOTOR RELAY
- CR7 - OIL PUMP MOTOR RELAY
- CR8 - CLEANER PUMP REVERSING RELAY
- CR9 - BUFFER MOTOR RELAY
- CR10 - OIL/CLEANER HEAD POWER RELAY
- CR11 - OIL/CLEANER HEAD REVERSING RELAY
- CR12 - REVERSE DRIVE MOTOR RELAY
- CR13 - FORWARD DRIVE MOTOR RELAY
- CR14 - VACUUM MOTOR CONTACTOR
- CR15 - MAIN POWER CONTACTOR
- FU1 - DRIVE MOTOR 7.5A
- FU2 - BUFFER MOTOR 10A
- FU3 - VACUUM MOTOR 20A
- FU4 - DUSTER UNWIND 3.2A
- FU5 - DUSTER WINDUP 3.2A
- FU6 - SQUEEGEE MOTOR 3.2A
- FU7 - BRUSH LIFT MOTOR 3.2A
- FU8 - HEAD DRIVE MOTOR 1A
- FU9 - OIL PUMP MOTOR 4A
- FU10 - PLC INPUT POWER/L1 0.5A
- FU11 - PLC OUTPUT COMMON 0.5A
- FU12 - TOUCH SCREEN 0.5A
- FU13 - CLEANER PUMP 3.2A
- FU14 -
- FU15 -
- FU16 - LED LIGHT 1A
- PL1 - 10-PIN SIDE PLUG (15)
- PL2 - 10-PIN SIDE PLUG (12)
- PL3 - 10-PIN SIDE PLUG (6)
- PL4 - 7-PIN SIDE PLUG (12)
- PL5 - 7-PIN SIDE PLUG (9)
- PL6 - DRIVE SPEED BOARD PLUG (12)
- PL7 - CLEANER PUMP SPEED BOARD PLUG (12)
- PL8 - BUFFER MOTOR PLUG (5)
- CP1 - CHARGING PLUG BATTERY (BLUE)
- CP2 - CHARGING PLUG INSIDE (BLUE)
- CP3 - CHARGING PLUG OUTSIDE (BLUE)
- PP1 - POWER PLUG (RED)
- TB1 - TERMINAL BLOCK 1 (MAIN)
- TB2 - TERMINAL BLOCK 2 (10-PIN SIDE)
- TB3 - TERMINAL BLOCK 3 (7-PIN SIDE)



| REV | LTR | DATE | DESCRIPTION |
|-----|-----|----------|---|
| A | | 12/15/17 | Changed Head Drive Fuse From 0.75A to 1A Car# 17117 |
| B | | 01/05/18 | REMOVED CVR CAR# 17118 |

| MATERIAL | | DESCRIPTION | |
|---|-------|-------------|-------------------------|
| N/A | | KEGEL | |
| 1961 LONGLEAF BLVD. LAKE WALES, FL 38859 (863) 784-0200 | | | |
| DRAWN BY | | DATE | DO NOT SCALE DRAWING |
| SLS | | 07/21/15 | |
| APPROVED: | | SIZE | QTY/MACHINE PART NUMBER |
| MP | | C | N/A |
| DOC REV | SCALE | N/A | SHEET 1 OF 22 |
| | | | 17-5900 |

24V POWER SUPPLY

PLC AD ANALOG #1
THIS VOLTAGE MUST
STAY UNDER 10 VOLTS

BATTERY VOLTAGE TEST PLUG

3.3K 1.5K

FU3-VACUUM FUSE

FU3 20A

FU3 0.5A

FU2 10A

FU1 1A

FU5 0.5A

FU6 3.2A

FU7 3.2A

FU8 1A

FU9 4A

FU10 0.5A

FU11 0.5A

FU12 0.5A

FU13 3.2A

FU14

FU15

FU16

FU17

FU18

FU19

FU20

FU21

FU22

FU23

FU24

FU25

FU26

FU27

FU28

FU29

FU30

FU31

FU32

FU33

FU34

FU35

FU36

FU37

FU38

FU39

FU40

FU41

FU42

FU43

FU44

FU45

FU46

FU47

FU48

FU49

FU50

FU51

FU52

FU53

FU54

FU55

FU56

FU57

FU58

FU59

FU60

FU61

FU62

FU63

FU64

FU65

FU66

FU67

FU68

FU69

FU70

FU71

FU72

FU73

FU74

FU75

FU76

FU77

FU78

FU79

FU80

FU81

FU82

FU83

FU84

FU85

FU86

FU87

FU88

FU89

FU90

FU91

FU92

FU93

FU94

FU95

FU96

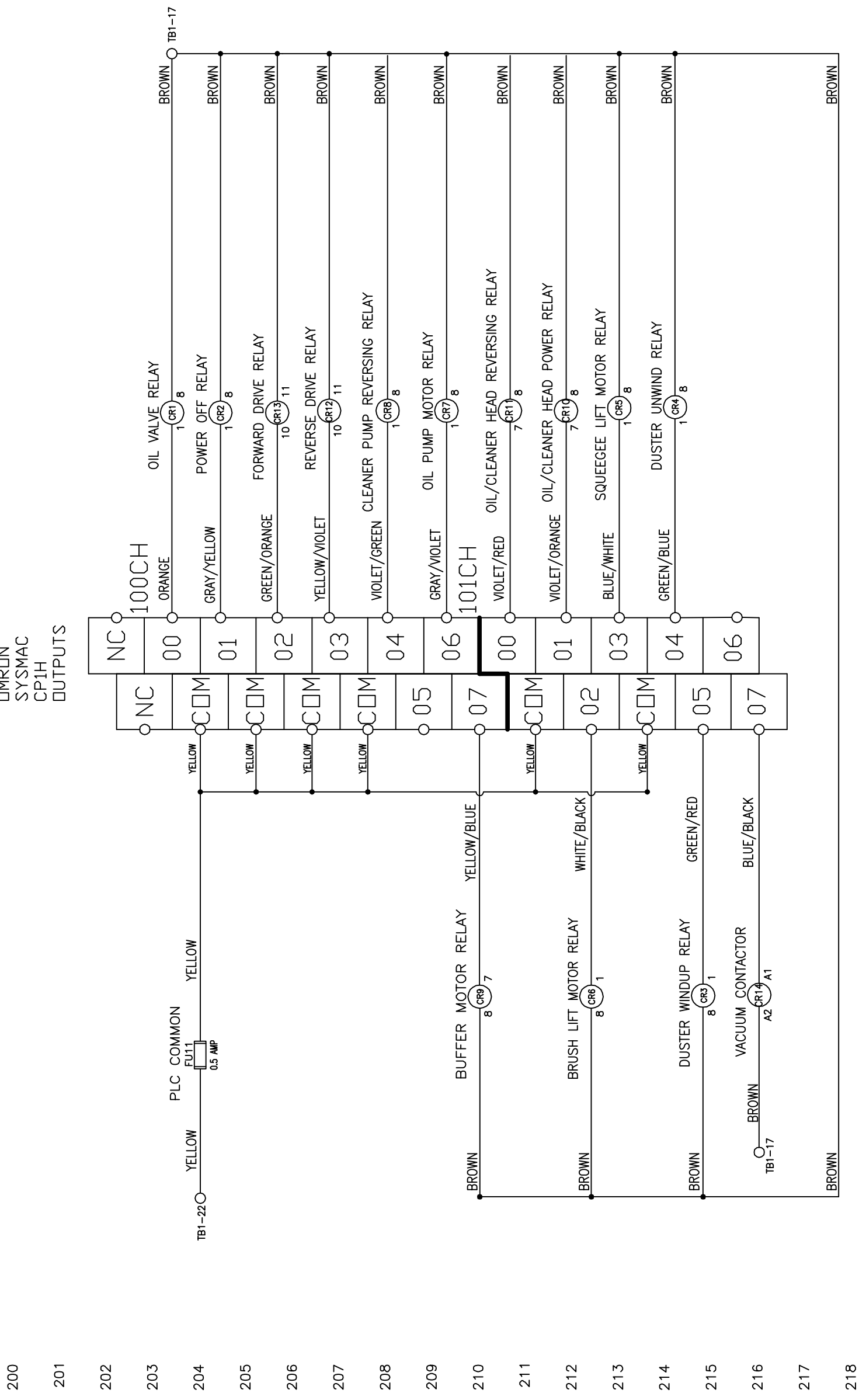
FU97

FU98

FU99

FU100

OMRON
SYSMAC
CPIH
OUTPUTS

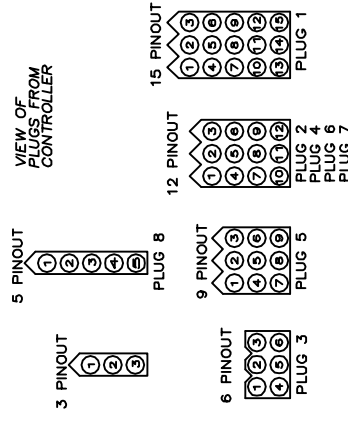


LEGEND

- CR1 - OIL VALVE RELAY
- CR2 - POWER OFF RELAY
- CR3 - DUSTER WINDUP MOTOR RELAY
- CR4 - DUSTER UNWIND MOTOR RELAY
- CR5 - SQUEEGEE LIFT MOTOR RELAY
- CR6 - BRUSH LIFT MOTOR RELAY
- CR7 - OIL PUMP MOTOR RELAY
- CR8 - CLEANER PUMP REVERSING RELAY
- CR9 - BUFFER MOTOR RELAY
- CR10 - OIL/CLEANER HEAD POWER RELAY
- CR11 - OIL/CLEANER HEAD REVERSING RELAY
- CR12 - REVERSE DRIVE MOTOR RELAY
- CR13 - FORWARD DRIVE MOTOR RELAY
- CR14 - VACUUM MOTOR CONTACTOR
- CR15 - MAIN POWER CONTACTOR

- FU1 - DRIVE MOTOR 7.5A
- FU2 - BUFFER MOTOR 10A
- FU3 - VACUUM MOTOR 20A
- FU4 - DUSTER UNWIND 3.2A
- FU5 - DUSTER WINDUP 3.2A
- FU6 - SQUEEGEE MOTOR 3.2A
- FU7 - BRUSH LIFT MOTOR 3.2A
- FU8 - HEAD DRIVE MOTOR 1A
- FU9 - OIL PUMP MOTOR 4A
- FU10 - PLC INPUT POWER/L1 0.5A
- FU11 - PLC OUTPUT COMMON 0.5A
- FU12 - TOUCH SCREEN 0.5A
- FU13 - CLEANER PUMP 3.2A
- FU14 -
- FU15 -
- FU16 - LED LIGHT 1A

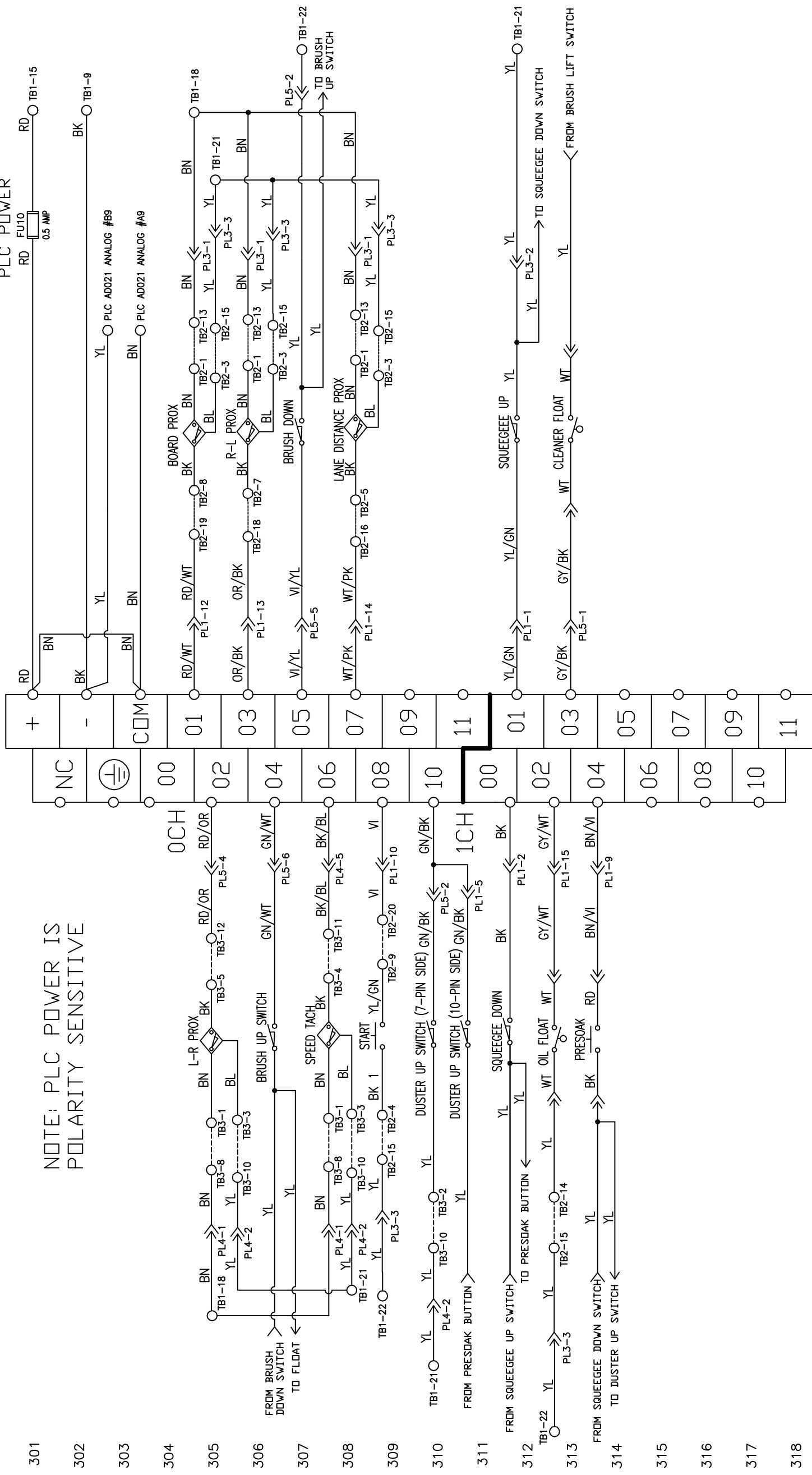
- PL1 - 10-PIN SIDE PLUG (15)
- PL2 - 10-PIN SIDE PLUG (12)
- PL3 - 10-PIN SIDE PLUG (6)
- PL4 - 7-PIN SIDE PLUG (12)
- PL5 - 7-PIN SIDE PLUG (9)
- PL6 - DRIVE SPEED BOARD PLUG (12)
- PL7 - CLEANER PUMP SPEED BOARD PLUG (12)
- PL8 - BUFFER MOTOR PLUG (5)
- CP1 - CHARGING PLUG BATTERY (BLUE)
- CP2 - CHARGING PLUG INSIDE (BLUE)
- CP3 - CHARGING PLUG OUTSIDE (BLUE)
- PP1 - POWER PLUG (RED)
- TB1 - TERMINAL BLOCK 1 (MAIN)
- TB2 - TERMINAL BLOCK 2 (10-PIN SIDE)
- TB3 - TERMINAL BLOCK 3 (7-PIN SIDE)



| | | | |
|-------------------------|----------|---|-------------------------|
| MATERIAL | | 1951 LONGLEAF BLVD. LAKE WALES, FL 33859 (863) 734-0200 | |
| N/A | | KEGEL | |
| DESCRIPTION | | DO NOT SCALE DRAWING | |
| OUTPUT WIRING SCHEMATIC | | SIZE | QTY/MACHINE PART NUMBER |
| C | N/A | C | N/A |
| SCALE | N/A | 17-5900 | SHEET 2 OF 22 |
| DATE | 07/20/15 | REV DATE | |
| DRAWN BY | SLS | APPROVED: | MP |
| DOC REV | | | |

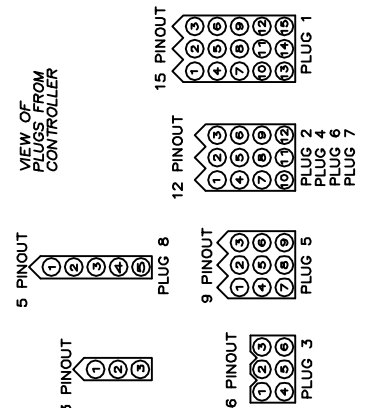
OMRON SYSMAC CP1H INPUTS

NOTE: PLC POWER IS
POLARITY SENSITIVE



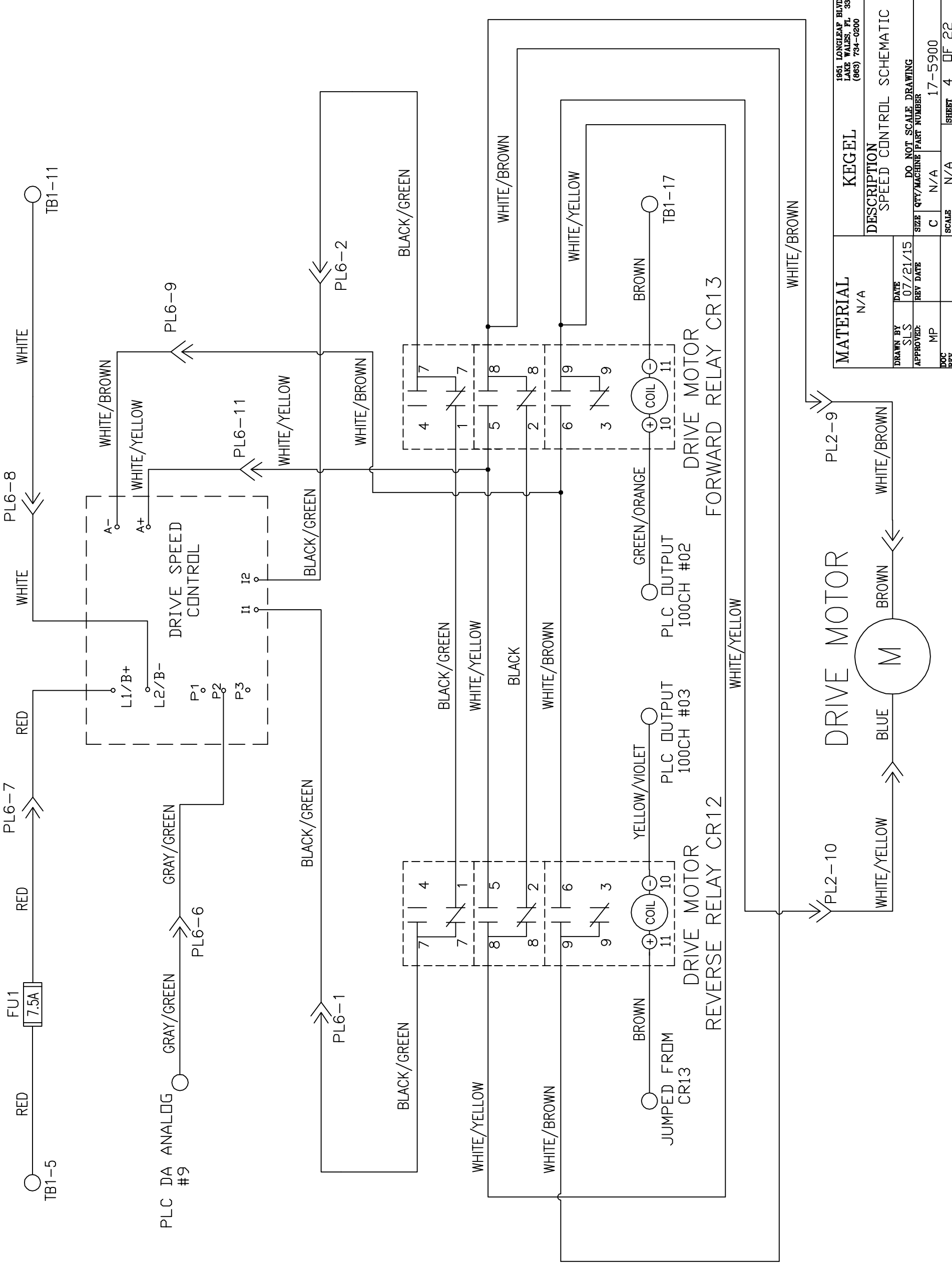
LEGEND

- CR1 - OIL VALVE RELAY
- CR2 - POWER OFF RELAY
- CR3 - DUSTER WINDUP MOTOR RELAY
- CR4 - DUSTER UNWIND MOTOR RELAY
- CR5 - SQUEEGEE LIFT MOTOR RELAY
- CR6 - BRUSH LIFT MOTOR RELAY
- CR7 - OIL PUMP MOTOR RELAY
- CR8 - CLEANER PUMP REVERSING RELAY
- CR9 - BUFFER MOTOR RELAY
- CR10 - OIL/CLEANER HEAD POWER RELAY
- CR11 - OIL/CLEANER HEAD REVERSING RELAY
- CR12 - REVERSE DRIVE MOTOR RELAY
- CR13 - FORWARD DRIVE MOTOR RELAY
- CR14 - VACUUM MOTOR CONTACTOR
- CR15 - MAIN POWER CONTACTOR
- FU1 - DRIVE MOTOR 7.5A
- FU2 - BUFFER MOTOR 10A
- FU3 - VACUUM MOTOR 20A
- FU4 - DUSTER UNWIND 3.2A
- FU5 - DUSTER WINDUP 3.2A
- FU6 - SQUEEGEE MOTOR 3.2A
- FU7 - BRUSH LIFT MOTOR 3.2A
- FU8 - HEAD DRIVE MOTOR 1A
- FU9 - OIL PUMP MOTOR 4A
- FU10 - PLC INPUT POWER/L1 0.5A
- FU11 - PLC OUTPUT COMMON 0.5A
- FU12 - TOUCH SCREEN 0.5A
- FU13 - CLEANER PUMP 3.2A
- FU14 -
- FU15 -
- FU16 - LED LIGHT 1A
- PL1 - 10-PIN SIDE PLUG (15)
- PL2 - 10-PIN SIDE PLUG (12)
- PL3 - 10-PIN SIDE PLUG (6)
- PL4 - 7-PIN SIDE PLUG (12)
- PL5 - 7-PIN SIDE PLUG (9)
- PL6 - DRIVE SPEED BOARD PLUG (12)
- PL7 - CLEANER PUMP SPEED BOARD PLUG (12)
- PL8 - BUFFER MOTOR PLUG (5)
- CP1 - CHARGING PLUG BATTERY (BLUE)
- CP2 - CHARGING PLUG INSIDE (BLUE)
- CP3 - CHARGING PLUG OUTSIDE (BLUE)
- PP1 - POWER PLUG (RED)
- TB1 - TERMINAL BLOCK 1 (MAIN)
- TB2 - TERMINAL BLOCK 2 (10-PIN SIDE)
- TB3 - TERMINAL BLOCK 3 (7-PIN SIDE)



| | | | |
|-------------|----------|---|---------------|
| MATERIAL | | KEGEL | |
| N/A | | 1951 LONGLEAF BLVD. LAKE WALES, FL 33859 (866) 734-0200 | |
| DESCRIPTION | | INPUT WIRING SCHEMATIC | |
| DRAWN BY | DATE | DO NOT SCALE DRAWING | SIZE |
| SLS | 07/20/15 | | C |
| APPROVED: | REV DATE | QTY/MACHINE PART NUMBER | SCALE |
| MP | | 17-5900 | N/A |
| DOC REV | | | SHEET 3 OF 22 |

KEGEL P/N
154-1270



| | | | |
|--|----------------------|---|--------------------------------|
| MATERIAL N/A | | 1951 LONGLEAF BLVD. LAKE WALES, FL 33869 (863) 734-0200 | |
| DESCRIPTION SPEED CONTROL SCHEMATIC | DO NOT SCALE DRAWING | SIZE C | QTY/MACHINE PART NUMBER N/A |
| DRAWN BY SLS | DATE 07/21/15 | SCALE N/A | SHEET 4 |
| APPROVED: MP | REV DATE | | OF 22 |
| DOC REV | | | 17-5900 |

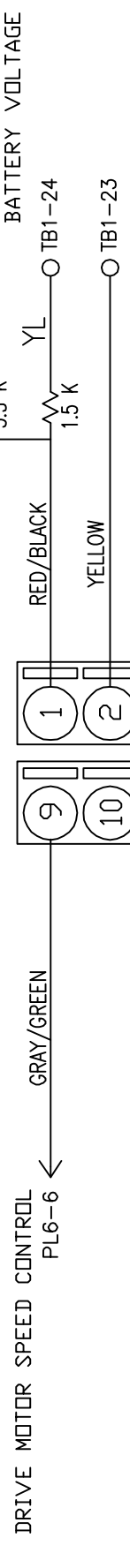
4 3 2 1

D C B A

| REV LTR | DATE | DESCRIPTION |
|---------|--------|------------------------|
| A | 1/5/18 | REMOVED CVR CAR# 17118 |

BUILT IN PLC ANALOG

DA AD



DRIVE MOTOR SPEED CONTROL
PL6-6

CLEANER PUMP SPEED CONTROL
PL7-5

CLEANER PUMP SPEED CONTROL
PL7-4

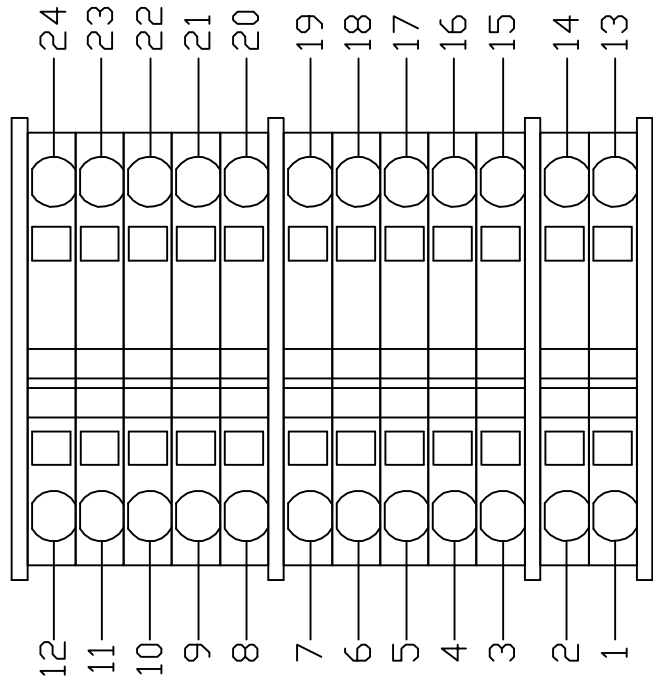
| | | | | |
|-----------|---------------|----------------------|---|-------------------------|
| MATERIAL | THE KEGEL CO. | | 1951 LONGLEAP BLVD. LAKE WALES, FL 33869 | |
| N/A | DESCRIPTION | | ANALOG WIRING SCHEMATIC | |
| DRAWN BY | DATE | DO NOT SCALE DRAWING | SIZE | QTY/MACHINE PART NUMBER |
| SLS | 07/21/15 | | A | N/A |
| APPROVED: | REV DATE | | SCALE | N/A |
| MP | | | | 17-5900 |
| DOC REV | A | | SHEET | 5 OF 22 |

4 3 2 1

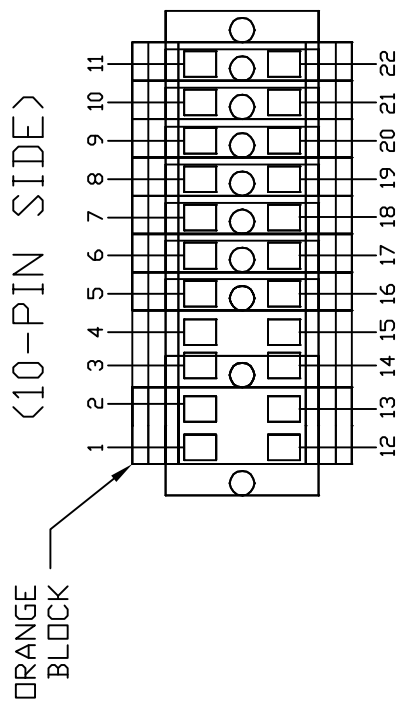
D C B A

4 3 2 1

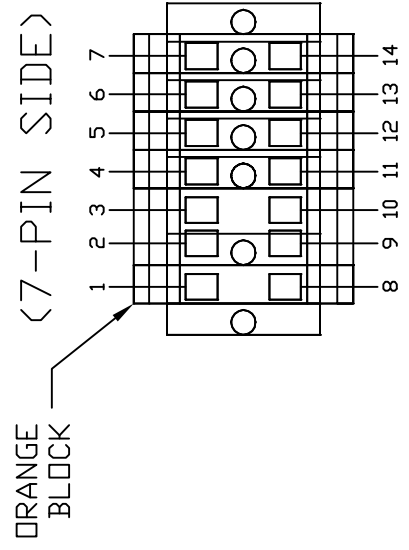
TB1
<MAIN>



TB2
<10-PIN SIDE>



TB3
<7-PIN SIDE>



LEGEND

- TB1 - TERMINAL BLOCK 1 <MAIN>
- TB2 - TERMINAL BLOCK 2 <10-PIN SIDE>
- TB3 - TERMINAL BLOCK 3 <7-PIN SIDE>

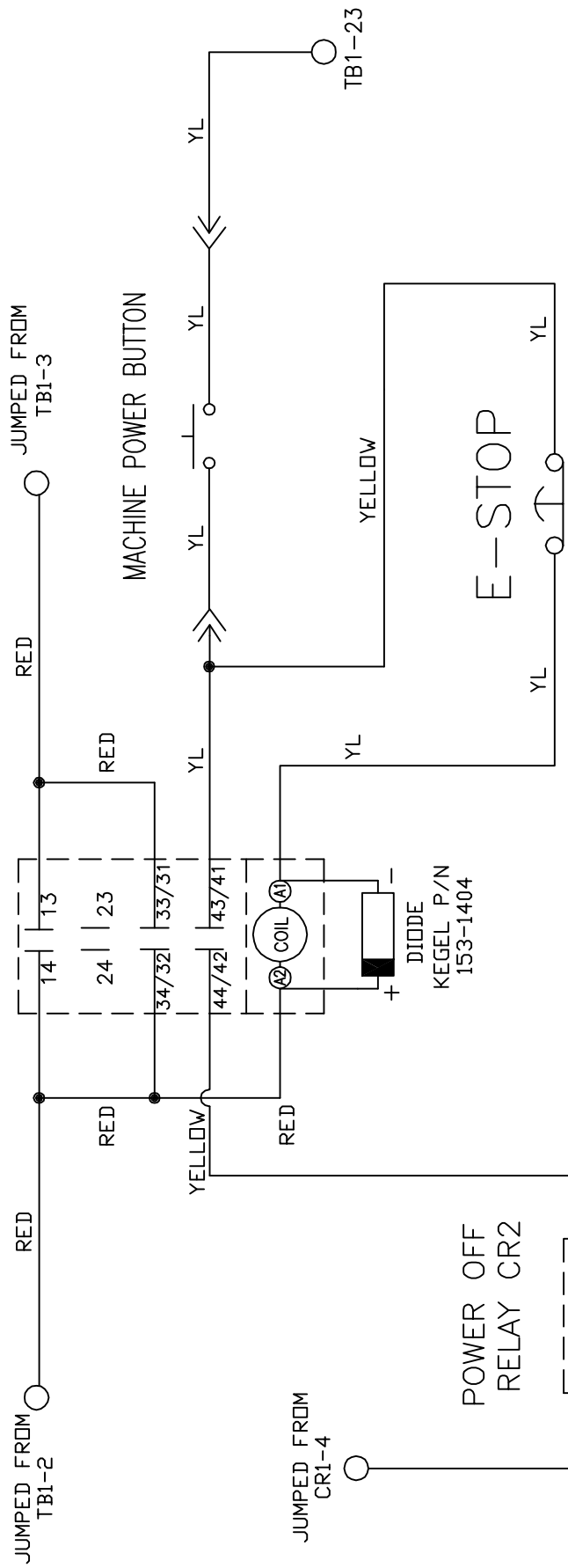
| REV LTR | DATE | DESCRIPTION |
|---------|--------|-------------------------------|
| A | 1/5/18 | REMOVED CVR SPACER CAR# 17118 |

| | | | |
|-----------------|------------------|---|------------------------|
| MATERIAL N/A | | THE KEGEL CO. 1951 LONGLEAF BLVD. LAKE WALES, FL 33669 (888) 734-0200 | |
| DRAWN BY SLS | DATE 07/21/15 | DESCRIPTION TERMINAL BLOCK LAYOUT | |
| APPROVED: MP | REV DATE | DO NOT SCALE DRAWING | |
| DOC REV A | SIZE A | QTY/MACHINE N/A | PART NUMBER 17-5900 |
| | SCALE N/A | SHEET 6 | OF 22 |

4 3 2 1

4 3 2 1

POWER CONTACTOR CR15



| | | | |
|-------------|--|---|--|
| MATERIAL | | 1951 LONGLEAP BLVD. LAKE WALES, FL 33869 | |
| N/A | | THE KEGEL CO. (888) 734-0200 | |
| DESCRIPTION | | POWER CONTACTOR | |
| DRAWN BY | | DATE | |
| SLS | | 07/21/15 | |
| APPROVED: | | REV DATE | |
| MP | | N/A | |
| SCALE | | N/A | |
| SHEET | | 7 OF 22 | |

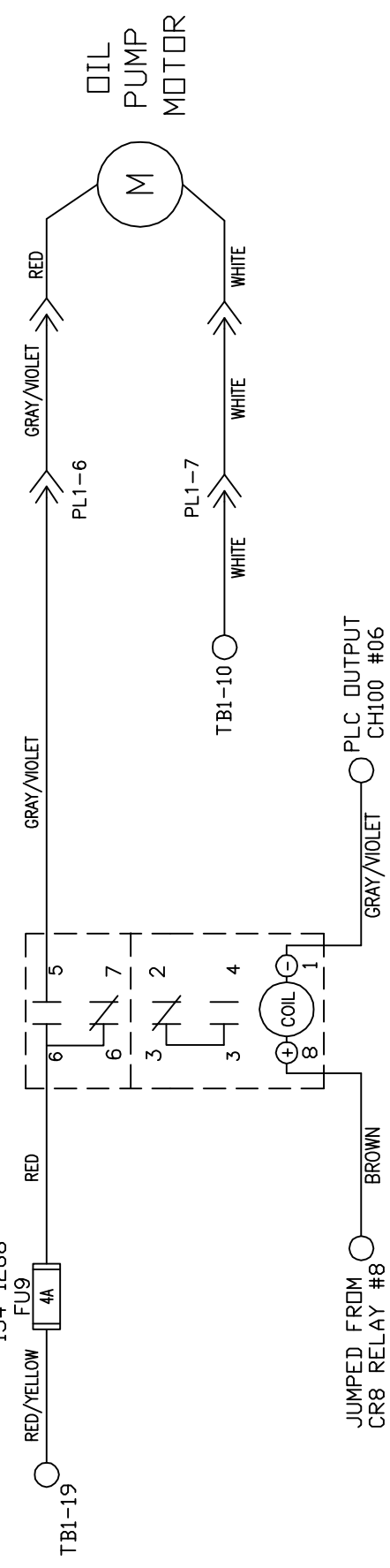
4 3 2 1

PLC OUTPUT
100CH #01

4 3 2 1

D C B A

OIL PUMP MOTOR RELAY CR7



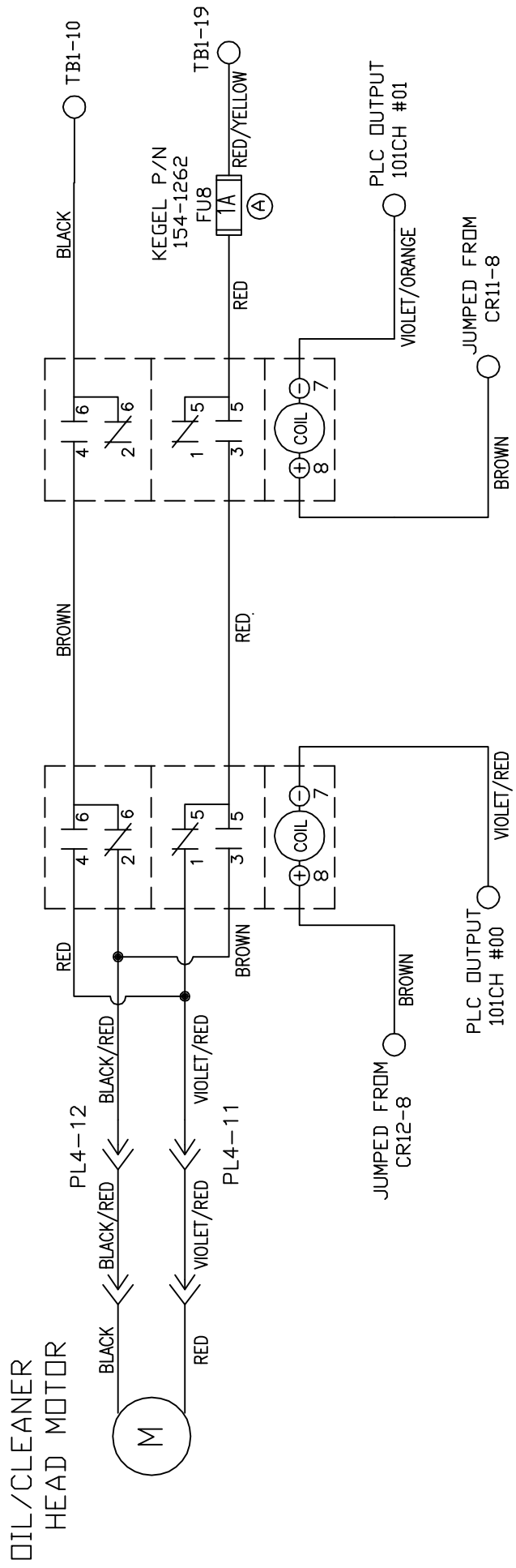
| | | | |
|-----------|----------|--|-------------------------|
| MATERIAL | | THE KEGEL CO. 1951 LONGLEAP BLVD. LAKE WALES, FL 33869 | |
| N/A | | DESCRIPTION | |
| | | OIL PUMP MOTOR WIRING | |
| DRAWN BY | DATE | DO NOT SCALE DRAWING | |
| SLS | 07/21/15 | SIZE | QTY/MACHINE PART NUMBER |
| APPROVED: | REV DATE | A | N/A |
| MP | | SCALE | N/A |
| DOC REV | | SHEET | 8 OF 22 |

4 3 2 1

D C B A

| | | |
|---------|----------|---|
| REV LTR | DATE | DESCRIPTION |
| A | 12/15/17 | Charged Head Fuse from 0.75A to 1A CAR# 17117 |

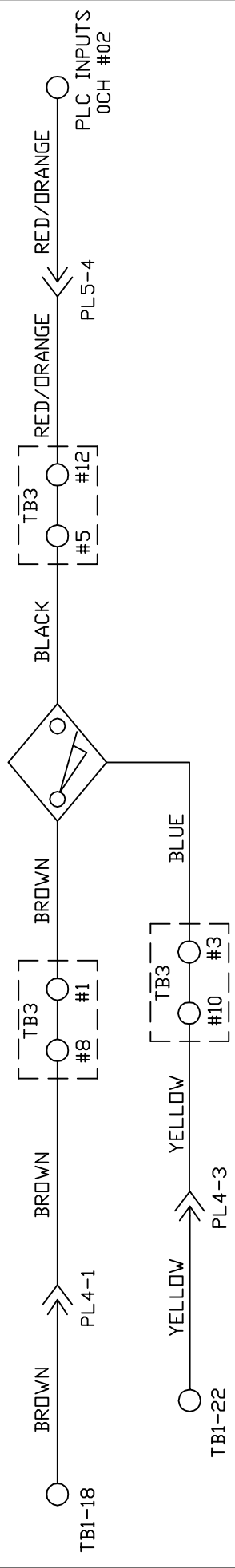
OIL/CLEANER MOTOR OIL/CLEANER HEAD
 REVERSING RELAY CR11 MOTOR RELAY CR10



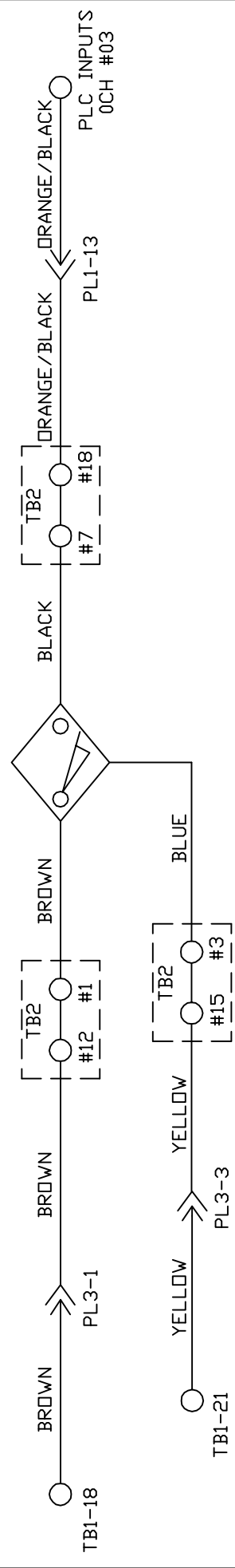
| | | | |
|-----------|---|-------------------------------|-------------------------|
| MATERIAL | 1951 LONGLEAP BLVD. LAKE WALES, FL 33869 | | |
| N/A | THE KEGEL CO. (888) 734-0200 | | |
| DRAWN BY | DATE | DESCRIPTION | |
| SLS | 07/21/15 | OIL-CLEANER HEAD MOTOR WIRING | |
| APPROVED: | REV DATE | DO NOT SCALE DRAWING | |
| MP | | SIZE | QTY/MACHINE PART NUMBER |
| | | A | N/A |
| DOC | | SCALE | N/A |
| REV | | SHEET | 9 OF 22 |

4 | 3 | 2 | 1

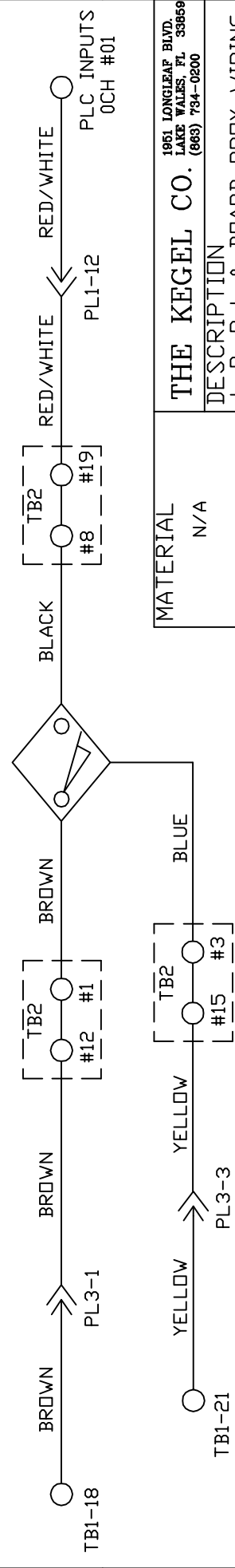
L-R HEAD PROX



R-L HEAD PROX



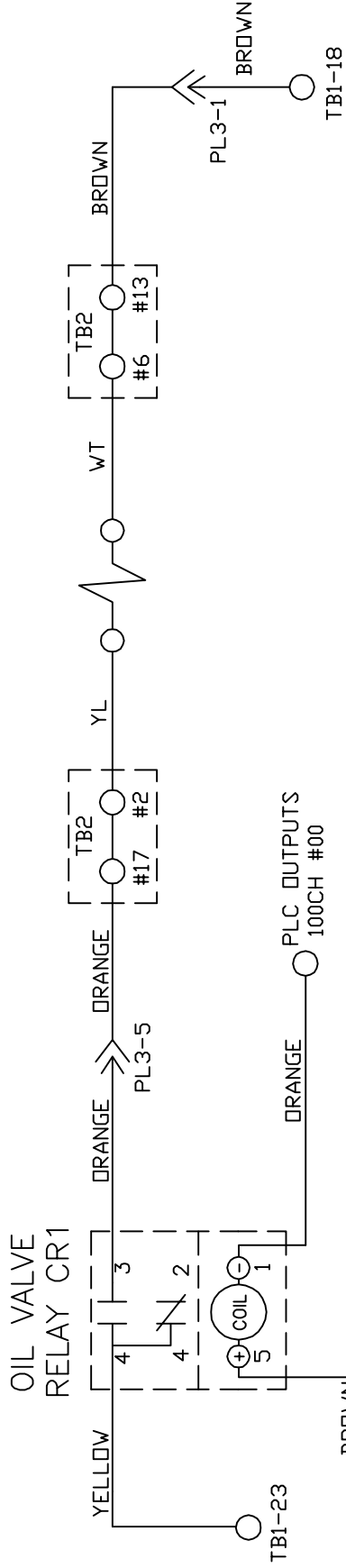
BOARD PROX



| | | | |
|------------------------------|----------|---|-------------------------|
| MATERIAL | | 1951 LONGLEAP BLVD. LAKE WALES, FL 33669 | |
| N/A | | THE KEGEL CO. | |
| DESCRIPTION | | | |
| L-R, R-L & BOARD PROX WIRING | | | |
| DRAWN BY | DATE | DO NOT SCALE DRAWING | |
| SLS | 07/21/15 | SIZE | QTY/MACHINE PART NUMBER |
| APPROVED: | REV DATE | A | N/A |
| MP | | SCALE | N/A |
| DOC | | SHEET | 10 |
| REV | | OF | 22 |

4 | 3 | 2 | 1

OIL VALVE



| | | | |
|----------------------|----------|---|----------------------|
| MATERIAL | | THE KEGEL CO. (866) 734-0200 1951 LONGLEAP BLVD. LAKE WALES, FL 33869 | |
| DATE | 07/21/15 | DESCRIPTION | |
| REV DATE | | OIL VALVE RELAY WIRING | |
| DO NOT SCALE DRAWING | | SIZE | DO NOT SCALE DRAWING |
| QTY/MACHINE | | SCALE | 17-5900 |
| MP | | SCALE | N/A |
| DOC | | SCALE | N/A |
| REV | | SHEET | 11 OF 22 |

4 3 2 1

4 3 2 1

D C B A

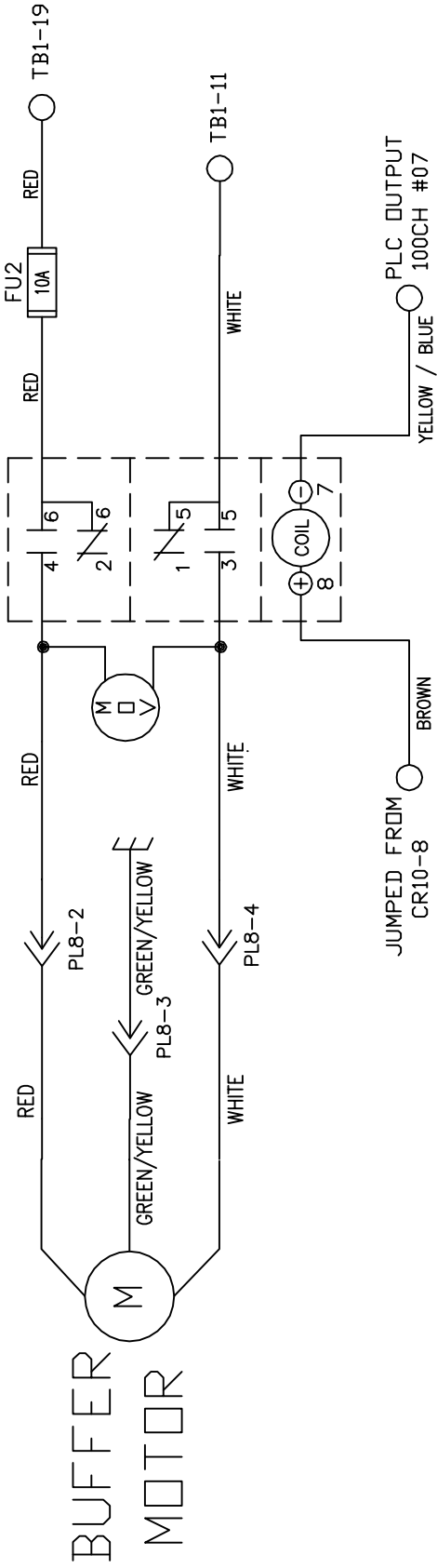
D C B A

4 3 2 1

D C B A

BUFFER MOTOR RELAY CR9

KEGEL P/N
154-1273



| | | | |
|------------------------------------|------------------|---|------------------------|
| MATERIAL N/A | | 1951 LONGLEAP BLVD. LAKE WALES, FL 33869 | |
| DESCRIPTION BUFFER MOTOR WIRING | | DO NOT SCALE DRAWING | |
| DRAWN BY SLS | DATE 07/21/15 | SIZE A | QTY/MACHINE N/A |
| APPROVED: MP | REV DATE | SCALE N/A | PART NUMBER 17-5900 |
| DOC REV | | SHEET 12 | OF 22 |

4 3 2 1

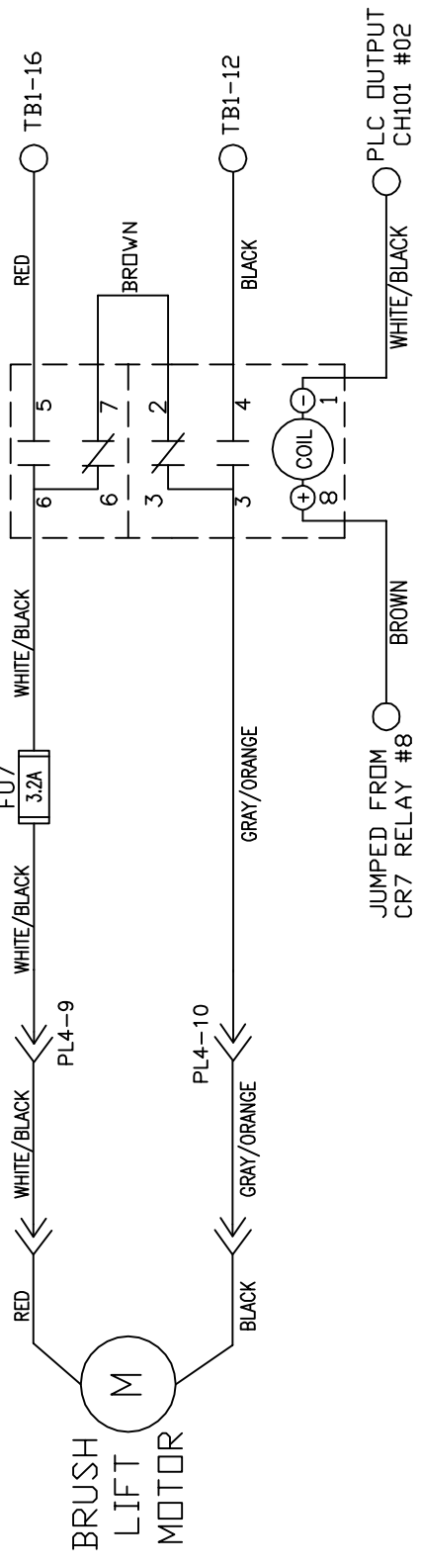
D C B A

4 3 2 1

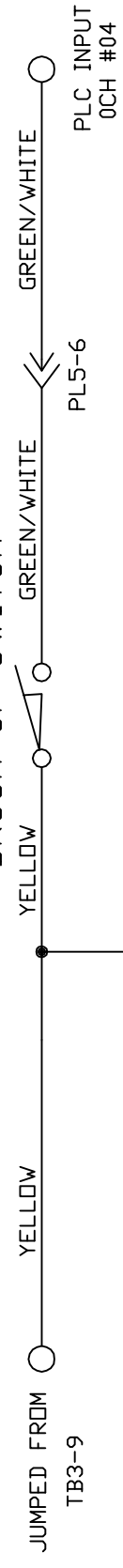
D C B A

BRUSH LIFT MOTOR RELAY CR6


KEGEL P/N
154-1267
FU7
3.2A



BRUSH UP SWITCH



BRUSH DOWN SWITCH



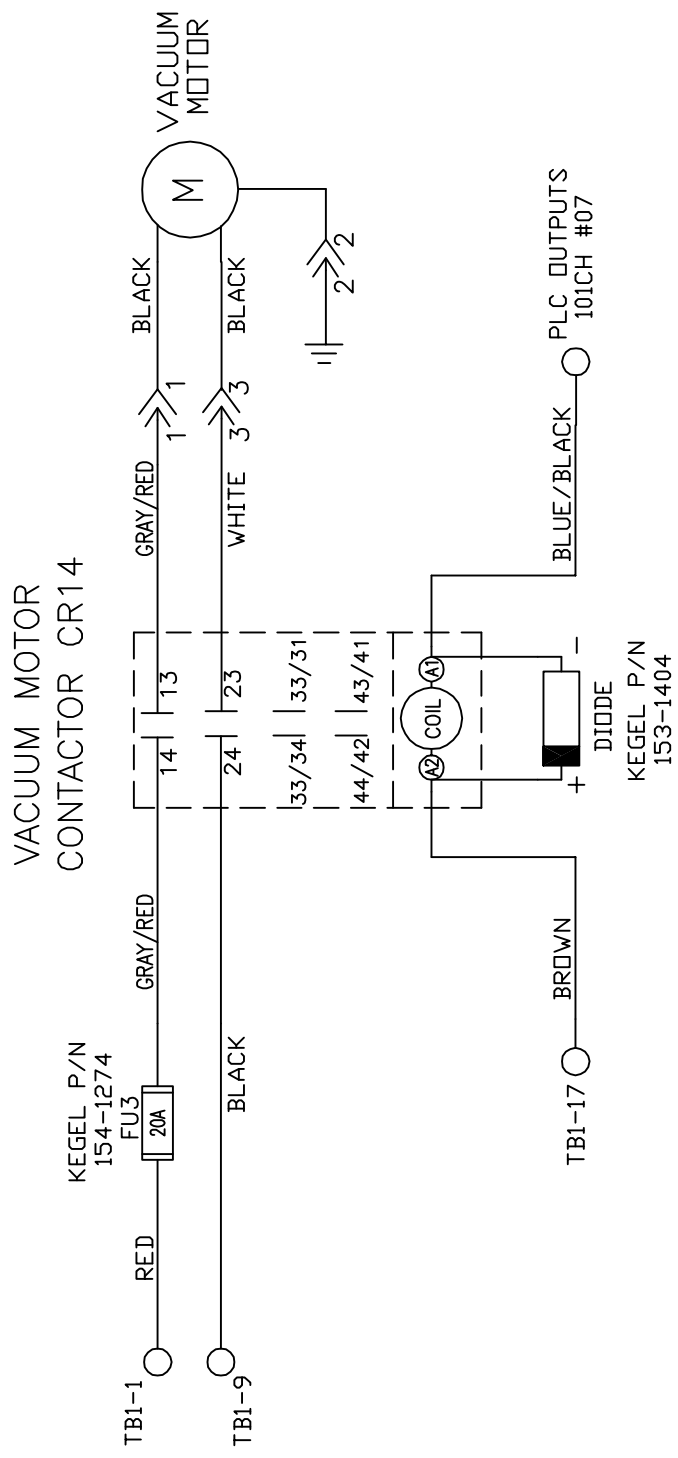
| | | | | | |
|-----------|----------|---------------|-------------|---|----------|
| MATERIAL | | THE KEGEL CO. | | 1951 LONGLEAP BLVD. LAKE WALES, FL 33869 | |
| N/A | | DESCRIPTION | | BRUSH LIFT MOTOR & SWITCH WIRING DO NOT SCALE DRAWING | |
| DRAWN BY | DATE | SIZE | QTY/MACHINE | PART NUMBER | |
| SLS | 07/21/15 | A | N/A | 17-5900 | |
| APPROVED: | REV DATE | SCALE | N/A | SHEET | 13 OF 22 |
| MP | | | | | |
| DOC | REV | | | | |

4 3 2 1

D C B A

4 3 2 1

D C B A

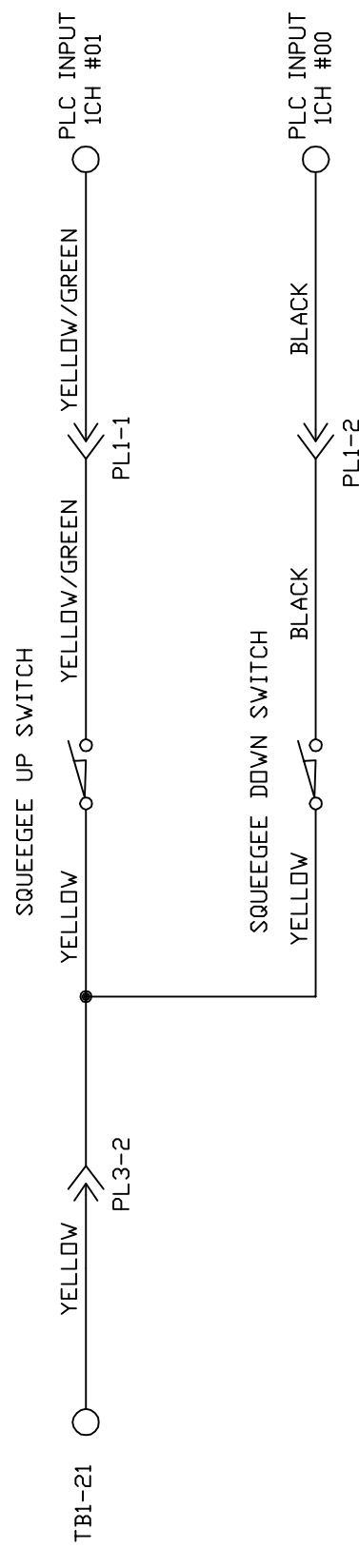
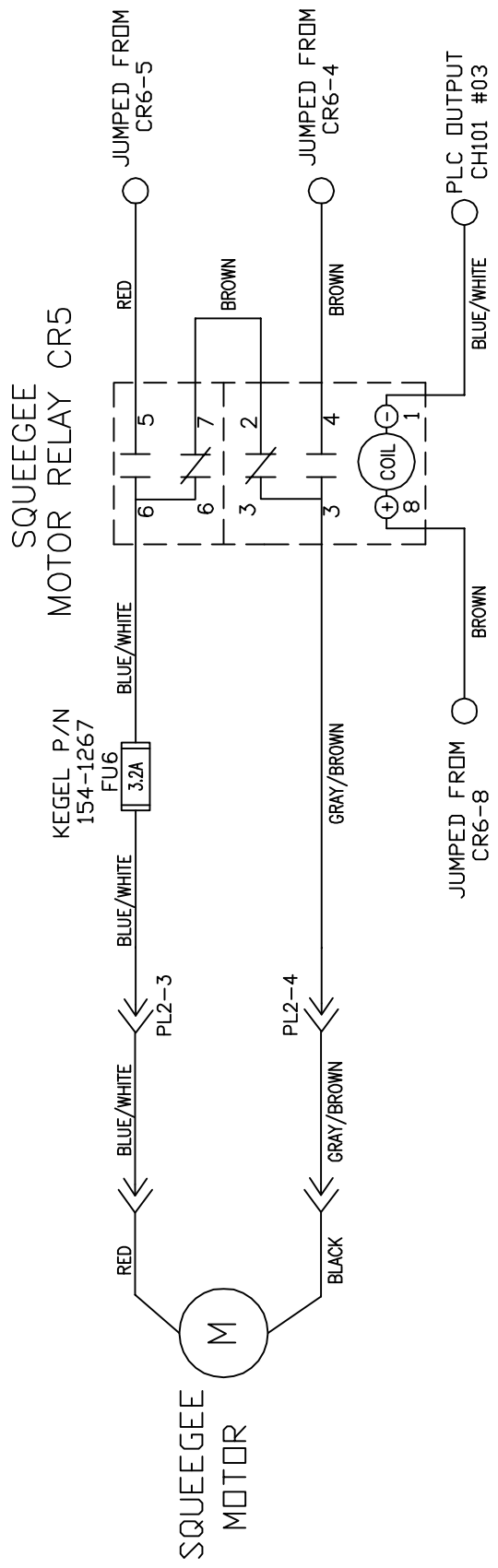


| | | | |
|------------------|--|---|--|
| MATERIAL N/A | | THE KEGEL CO. 1951 LONGLEAP BLVD. LAKE WALES, FL 33869 (888) 734-0200 | |
| DRAWN BY SLS | | DESCRIPTION VACUUM MOTOR WIRING | |
| DATE 07/21/15 | | DO NOT SCALE DRAWING | |
| REV DATE | | SIZE QTY/MACHINE PART NUMBER | |
| MP | | A N/A 17-5900 | |
| DOC REV | | SCALE N/A SHEET 14 OF 22 | |

4 3 2 1

D C B A

4 3 2 1



| | | | |
|-----------|----------|---|-------------------------|
| MATERIAL | | 1951 LONGLEAP BLVD. LAKE WALES, FL 33869 | |
| N/A | | THE KEGEL CO. (888) 734-0200 | |
| DRAWN BY | DATE | DESCRIPTION | |
| SLS | 07/21/15 | SQUEEGEE MOTOR | |
| APPROVED: | REV DATE | & SWITCH WIRING | |
| MP | | DO NOT SCALE DRAWING | |
| DOC | REV | SIZE | QTY/MACHINE PART NUMBER |
| | | A | N/A |
| | | SCALE | N/A |
| | | | 17-5900 |
| | | SHEET | 15 OF 22 |

2 3 4

D C B A

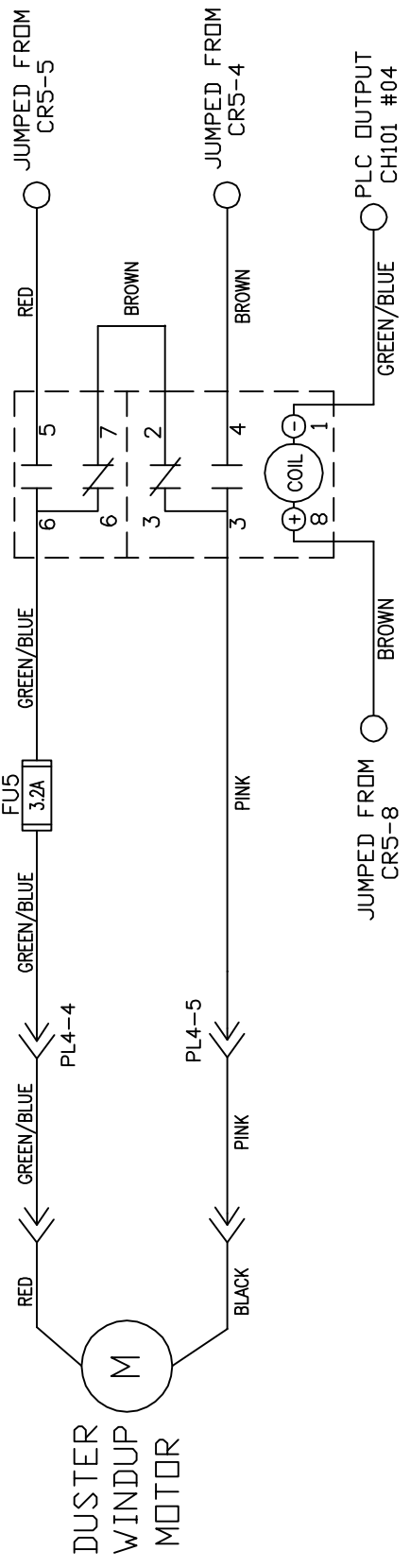
D C B A

4 3 2 1

D C B A

DUSTER UNWIND
MOTOR RELAY CR4

KEGEL P/N
154-1267
FU5
3.2A



| | | | |
|-----------------|------------------|---|------------------------|
| MATERIAL N/A | | THE KEGEL CO. (888) 734-0200 1951 LONGLEAF BLVD. LAKE WALES, FL 33869 | |
| DRAWN BY SLS | DATE 07/21/15 | DESCRIPTION DUSTER UNWIND MOTOR WIRING | |
| APPROVED: MP | REV DATE | SIZE A | DO NOT SCALE DRAWING |
| DOC REV | | QTY/MACHINE N/A | PART NUMBER 17-5900 |
| | | SCALE N/A | SHEET 16 OF 22 |

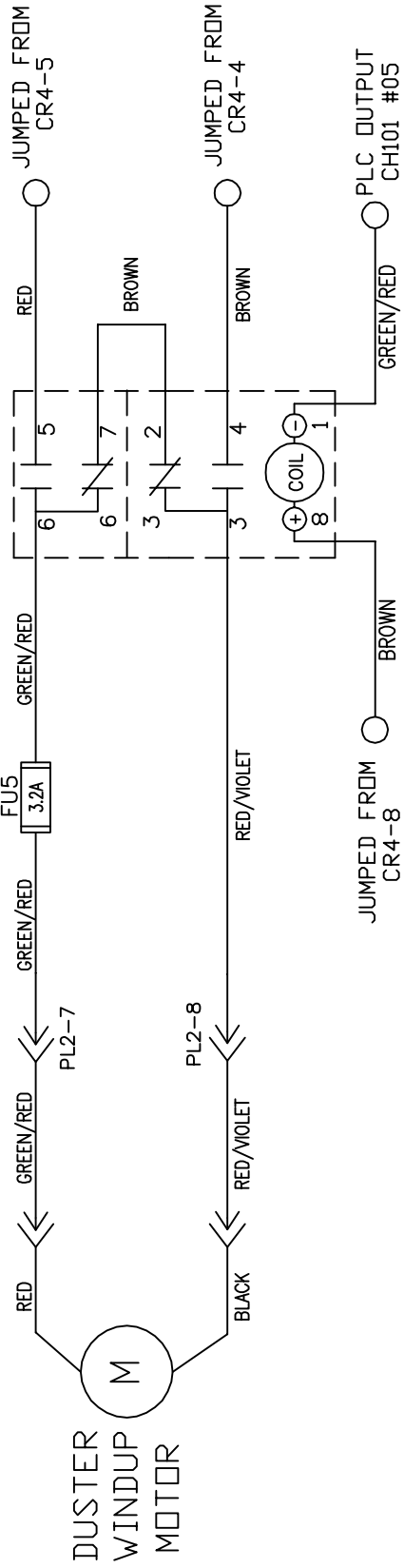
4 3 2 1

D C B A

4 3 2 1

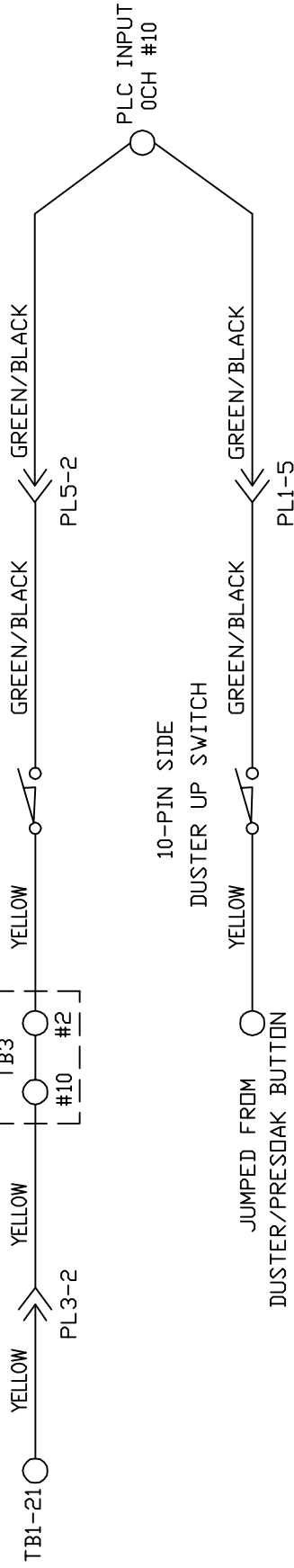
DUSTER WINDUP MOTOR RELAY CR3

KEGEL P/N
154-1267



7-PIN SIDE
DUSTER UP SWITCH

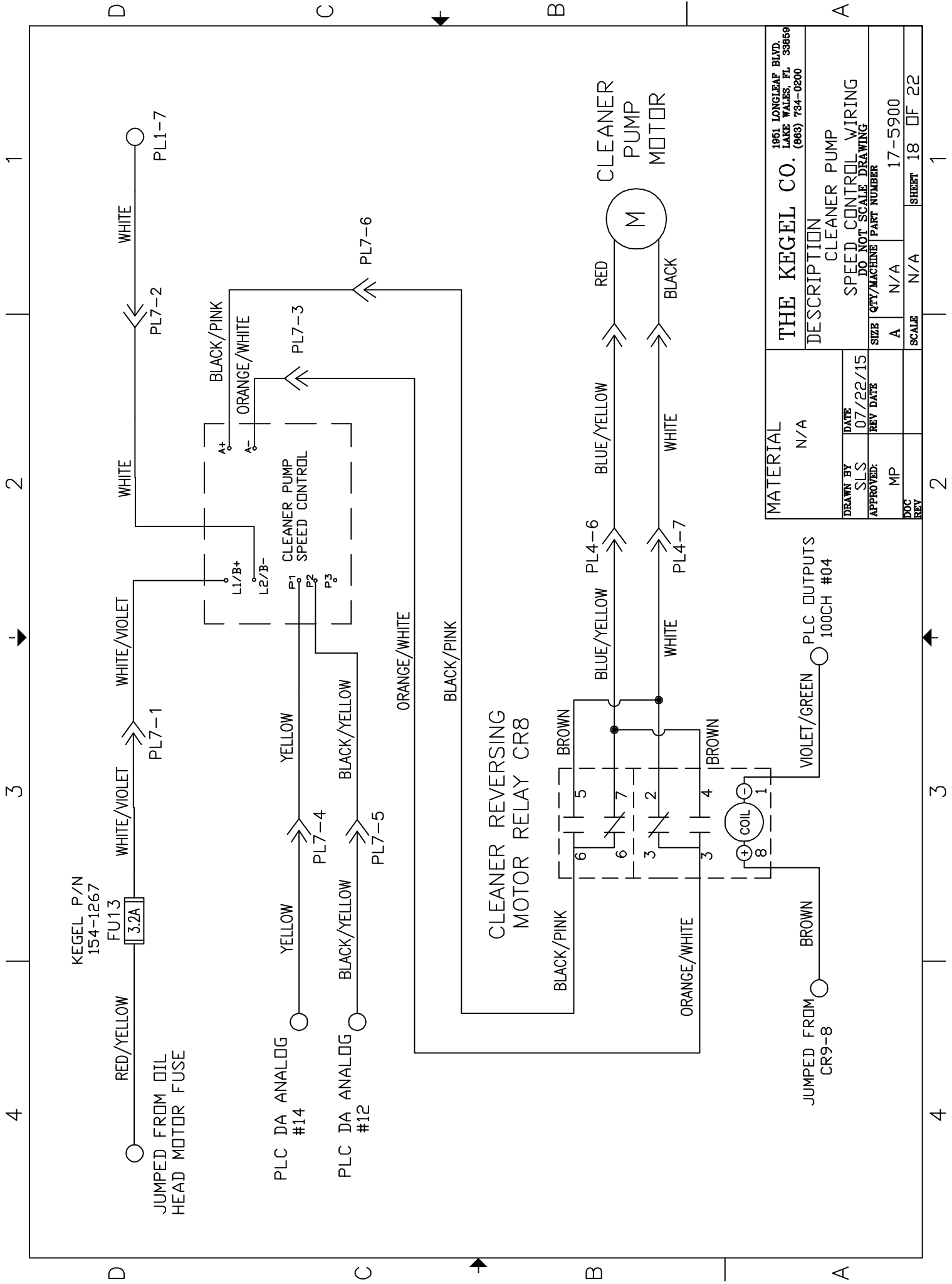
10-PIN SIDE
DUSTER UP SWITCH



DUSTER WINDUP MOTOR

| | | | |
|-------------|---|---|-------------------------|
| MATERIAL | | THE KEGEL CO. (688) 734-0200 | |
| N/A | | 1951 LONGLEAP BLVD. LAKE WALES, FL 33869 | |
| DESCRIPTION | DUSTER WINDUP & SWITCH WIRING DO NOT SCALE DRAWING | | |
| DRAWN BY | DATE | SIZE | QTY/MACHINE PART NUMBER |
| SLS | 07/21/15 | A | N/A |
| APPROVED: | REV DATE | SCALE | N/A |
| MP | | | 17-5900 |
| DOC REV | | SHEET | 17 OF 22 |

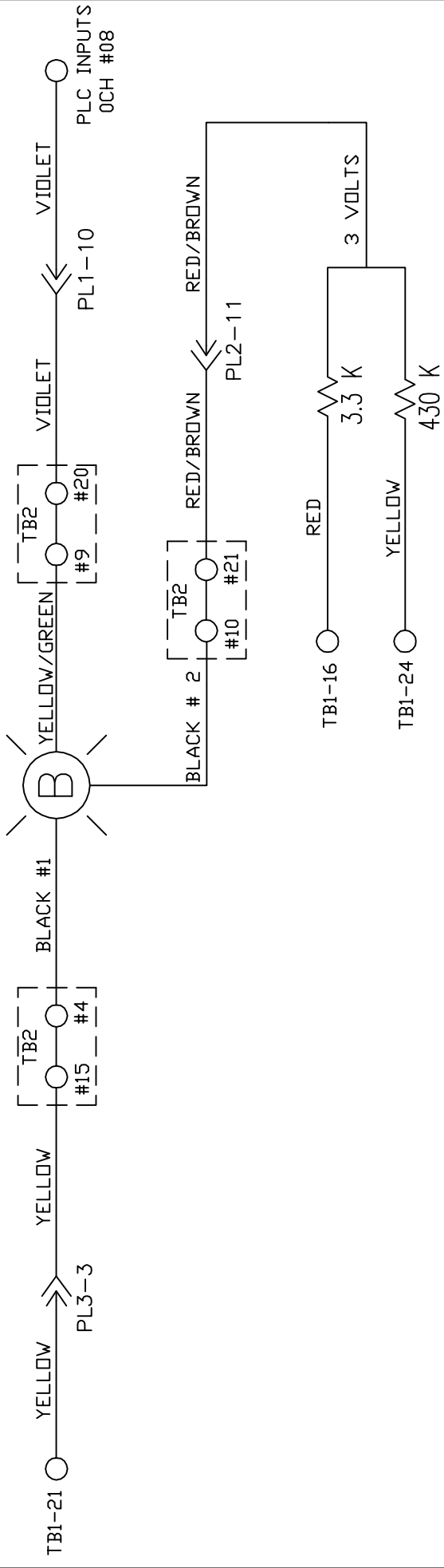
4 3 2 1



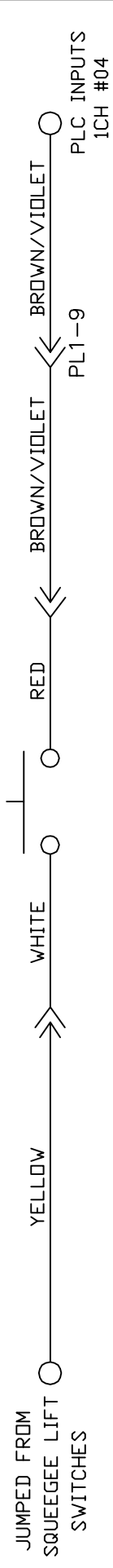
| | | | |
|-----------|----------|---|----------------|
| MATERIAL | | 1951 LONGLEAP BLVD. LAKE WALES, FL 33669 | |
| N/A | | THE KEGEL CO. (888) 734-0200 | |
| DRAWN BY | DATE | DESCRIPTION | |
| SLS | 07/22/15 | CLEANER PUMP | |
| APPROVED: | REV DATE | SPEED CONTROL WIRING | |
| MP | | DO NOT SCALE DRAWING | |
| DOC | SIZE | QTY/MACHINE | PART NUMBER |
| REV | A | N/A | 17-5900 |
| | SCALE | N/A | SHEET 18 OF 22 |

4 3 2 1

START BUTTON



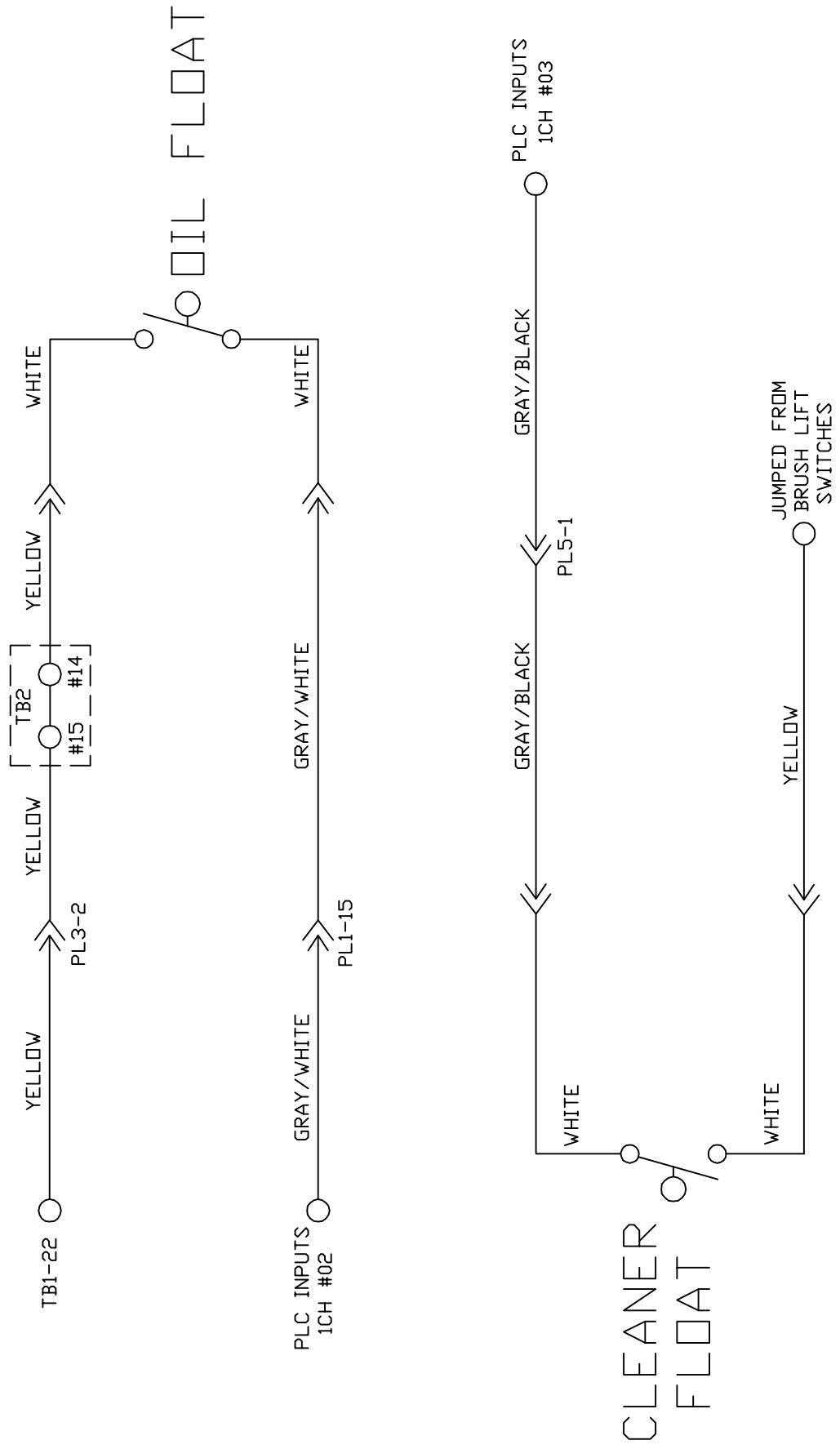
DUSTER/PRESOAK BUTTON



| | | | |
|---|----------|---|-------------------------|
| MATERIAL | | 1951 LONGLEAP BLVD. LAKE WALES, FL 33869 | |
| N/A | | THE KEGEL CO. (888) 734-0200 | |
| DESCRIPTION | | | |
| START BUTTON & DUSTER/PRESOAK BUTTON | | | |
| DO NOT SCALE DRAWING | | | |
| DRAWN BY | DATE | SIZE | QTY/MACHINE PART NUMBER |
| SLS | 07/22/15 | A | N/A |
| APPROVED: | REV DATE | SCALE | N/A |
| MP | | | 17-5900 |
| DOC | | | SHEET 19 OF 22 |
| REV | | | |

4 3 2 1

4 3 2 1

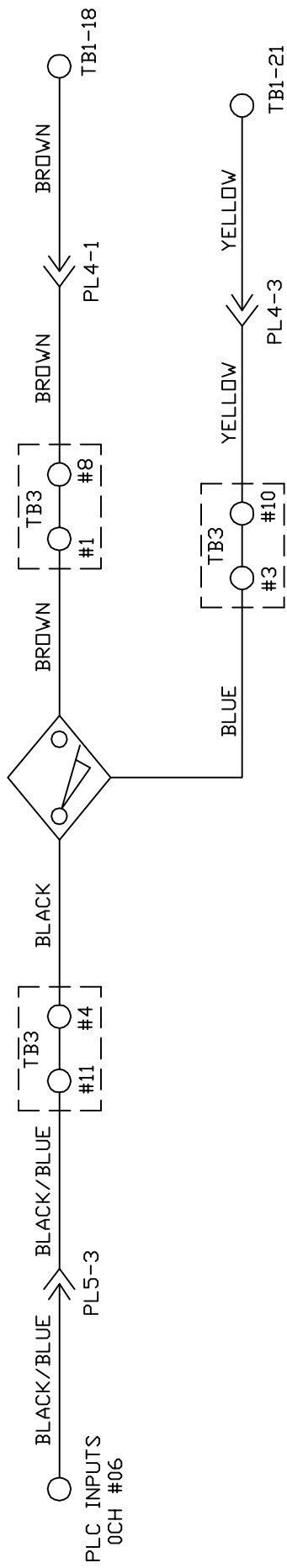


| | | | |
|-----------|----------|---|----------------------|
| MATERIAL | | 1951 LONGLEAP BLVD. LAKE WALES, FL 33669 | |
| N/A | | THE KEGEL CO. (888) 734-0200 | |
| DRAWN BY | DATE | DESCRIPTION | |
| SLS | 07/22/15 | OIL & CLEANER | |
| APPROVED: | REV DATE | FLOAT WIRING | |
| MP | | SIZE | DO NOT SCALE DRAWING |
| | | QTY/MACHINE | PART NUMBER |
| | | A | N/A |
| DOC | | SCALE | N/A |
| REV | | | 17-5900 |
| | | SHEET | 20 OF 22 |

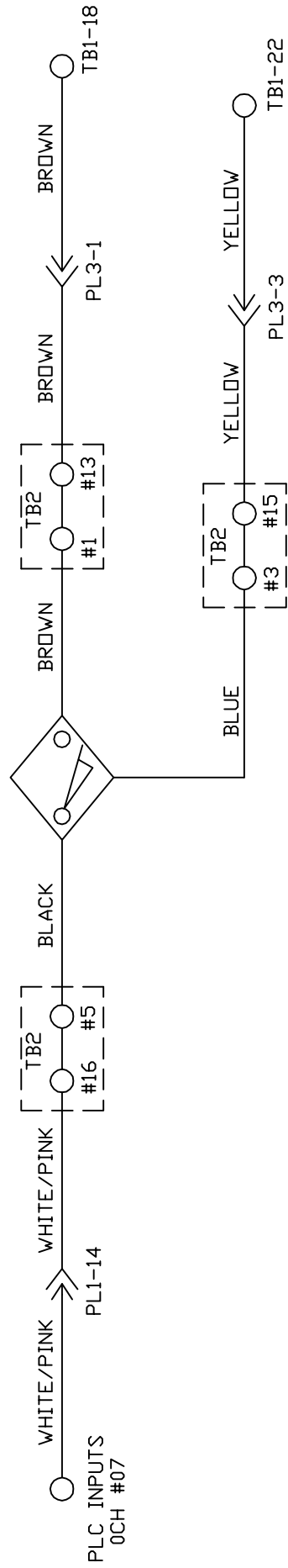
4 3 2 1

4 3 2 1

SPEED TACH PROX



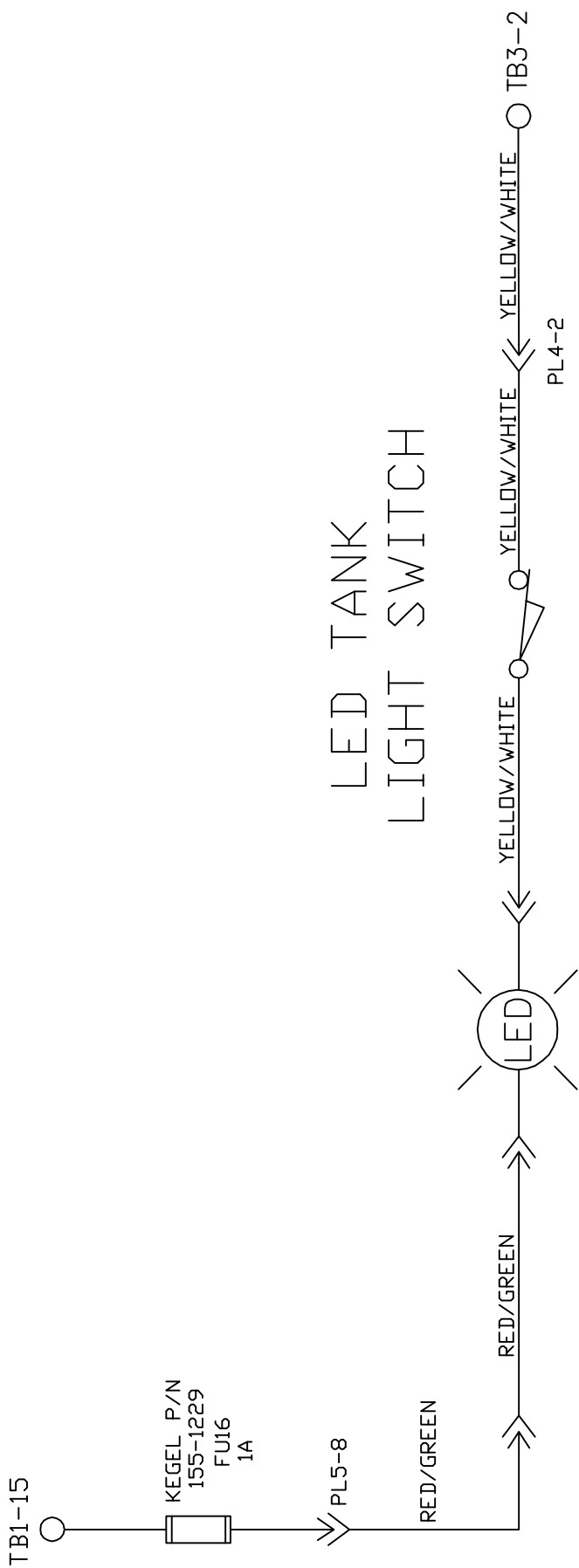
LANE DISTANCE PROX



| | | | |
|-----------------|------------------|---|----------------------|
| MATERIAL N/A | | THE KEGEL CO. (669) 734-0200 1951 LONGLEAP BLVD. LAKE WALES, FL 33869 | |
| DRAWN BY SLS | DATE 07/22/15 | DESCRIPTION SPEED TACH & LANE DISTANCE WIRING | |
| APPROVED: MP | REV DATE | DO NOT SCALE DRAWING | DO NOT SCALE DRAWING |
| DOC REV | MP | SCALE A | QTY/MACHINE N/A |
| | | SCALE N/A | 17-5900 |
| | | SCALE N/A | SHEET 21 OF 22 |

4 3 2 1

LED TANK LIGHT SWITCH



| | | | |
|-----------|----------|---|-------------------------|
| MATERIAL | | 1951 LONGLEAF BLVD. LAKE WALES, FL 33669 | |
| N/A | | THE KEGEL CO. (888) 734-0200 | |
| DRAWN BY | DATE | DESCRIPTION | |
| SLS | 07/22/15 | LED TANK LIGHT WIRING | |
| APPROVED: | REV DATE | DO NOT SCALE DRAWING | |
| MP | | SIZE | QTY/MACHINE PART NUMBER |
| | | A | N/A |
| DOC | | SCALE | N/A |
| REV | | | 17-5900 |
| | | | SHEET 22 OF 22 |

4 3 2 1

4 3 2 1

D C B A

D C B A

