

CHAPTER 8

Mechanical Drawings

Batteries and Chargers	119
Lid and Guard Assembly	120
Top View	122
Bottom View	124
Left Side View	126
Right Side View	128
Lift Handle Assembly	130
LDS Assembly	132
Whisker Assembly	134
PLC Plate Assembly	136
Oil Valve & Pump Assembly	138
Oil Head Assembly	140
Brush Lift Rod Assembly	142
Oil Transfer Assembly	144
Cleaner Tank & Head Assembly	146
Duster Assembly	148
Squeegee Assembly	150
Vacuum Motor & Recovery Tank Assembly	152
Walker ZTR Left	154
Walker ZTR Right	156

BATTERIES AND CHARGERS

Rev. 12/13



158-1634B – K2 LITHIUM – 44.4 Ah



158-1634C – K2 LITHIUM – 59.2 Ah

Battery Quick Disconnects

Red - 158-1407

Blue - 158-1408

ProNautic® Charger and Accessories



164-8471 -

EXTERNAL BATTERY CHARGER ASSEMBLY – 115V

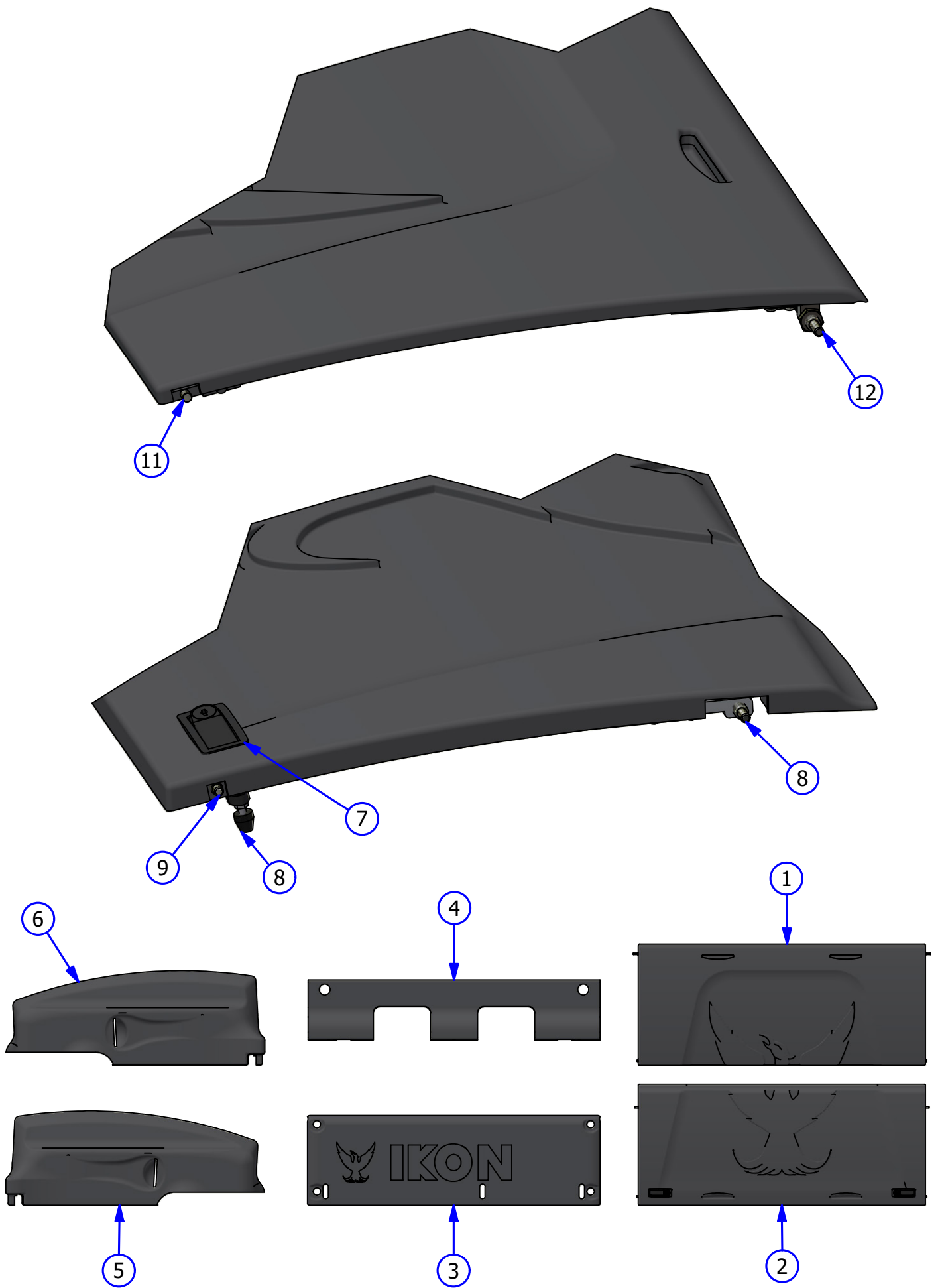
164-8471 E

EXTERNAL BATTERY CHARGER ASSEMBLY – 230v

DC Power Cord Assembly – 6FT External – 164-8475

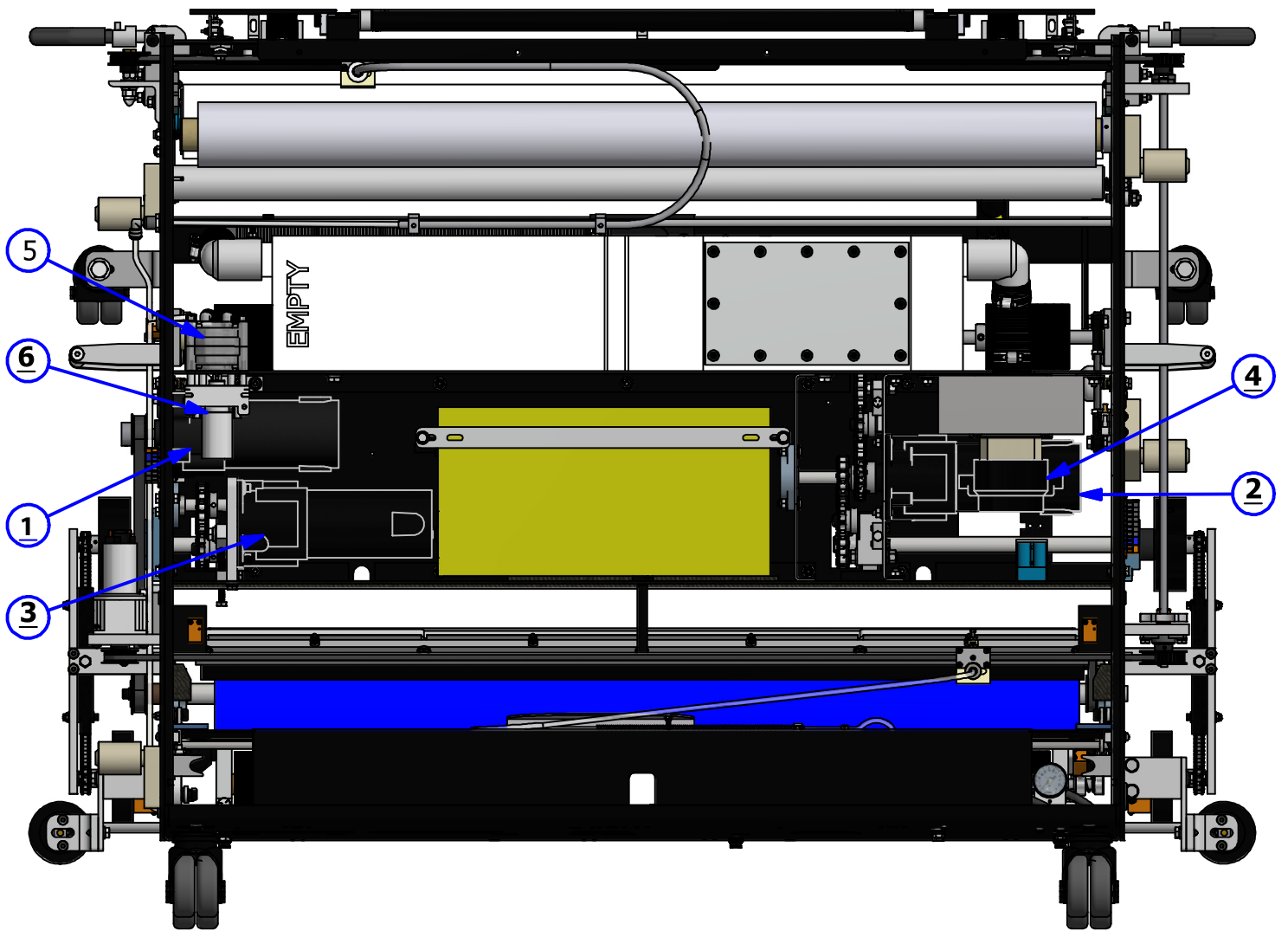
Lid and Guard Assembly
Rev. 8/21

INDEX NUMBER	QTY.	PART NUMBER	DESCRIPTION	UOM
1	1	164-8801	SLIDING LID ASSEMBLY - HEAD	EA
2	1	164-8802	SLIDING LID ASSEMBLY - TAIL	EA
3	1	164-8830	REAR PANEL	EA
4	1	164-8804	FRONT BUMPER	EA
5	1	164-8233-2133	IKON WALKER RT SIDE GUARD - GRAY	EA
6	1	164-8232-2133	IKON WALKER LT SIDE GUARD - GRAY	EA
7	2	153-2232L	FLUSH MOUNT LID LATCH (W/LOCK)	EA
8	2	164-2069	SPRING PLUNGER THREADED - 3/8-16 THREAD	EA
9	2	164-2002	DETENT - SPRING PLUNGER	EA
10	2	164-6164	LID LATCH BUMPER	EA
11	2	164-6284	HEAD LID REAR PIN - 2021	EA
12	2	164-2069M	SPRING PLUNGER - MODIFIED	EA



Top View
Rev. 3/21

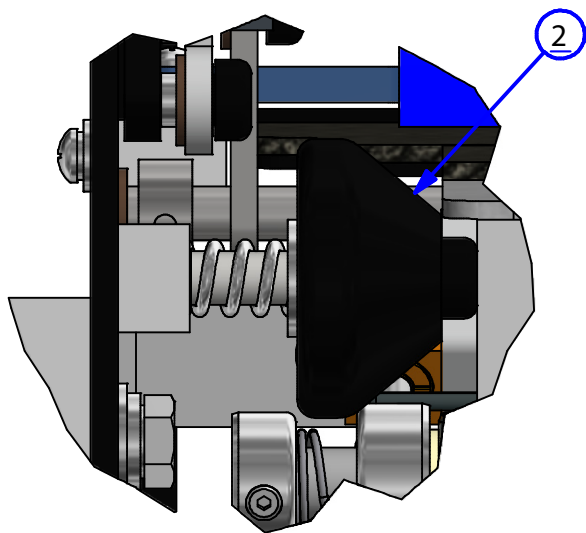
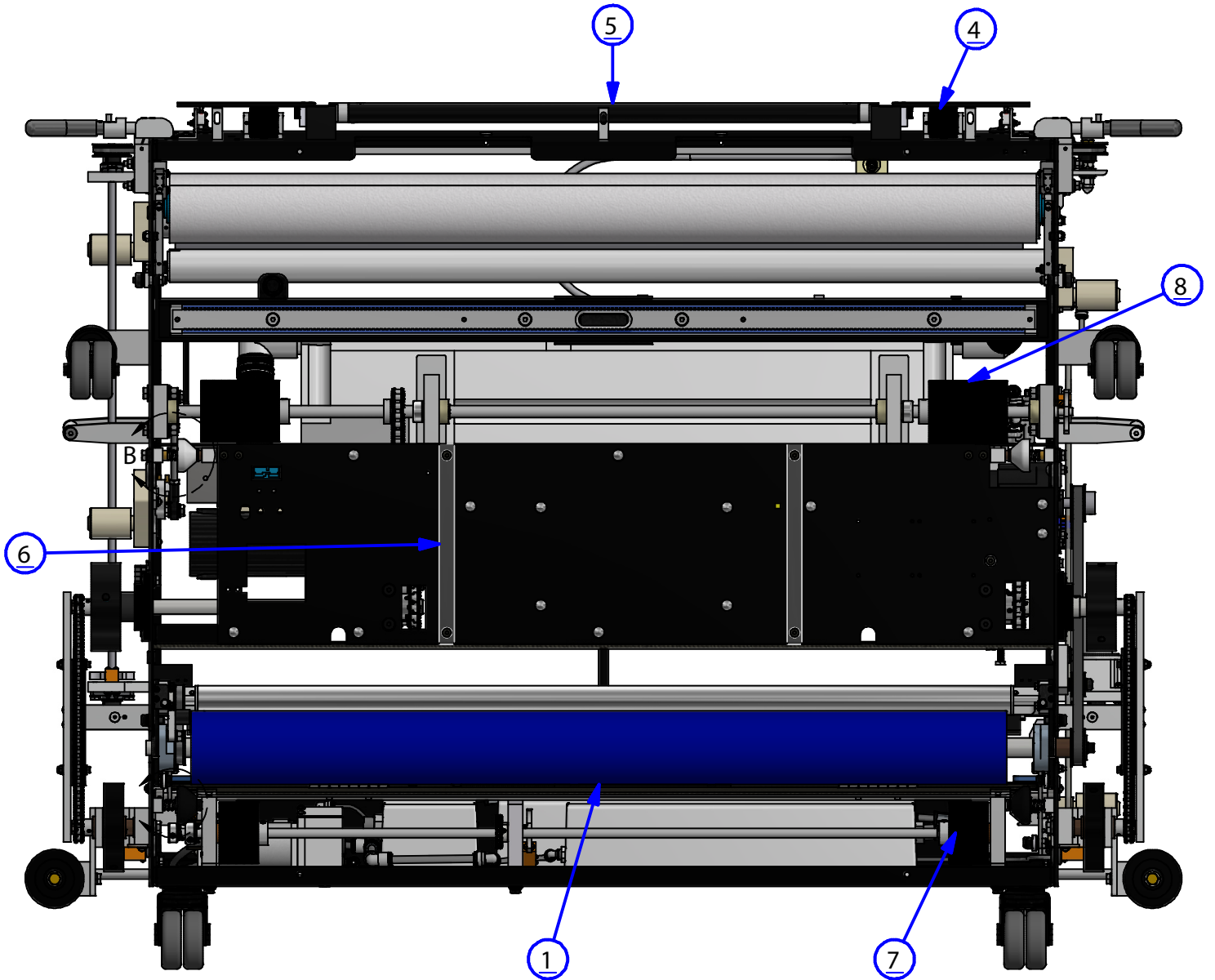
INDEX NUMBER	QTY.	PART NUMBER	DESCRIPTION	UOM
1	1	164-8414	BUFFER MOTOR - 24VDC - 500RPM - STANDARD	EA
	1	164-1254	BUFFER MOTOR BRUSHES (PAIR)	PR
	1	164-9019	BUFFER MOTOR BELT - 315L050	EA
	1	164-9012	PULLEY - 15 TOOTH - 1/2" BORE W/KWY 1/4-20 SET	EA
2	1	164-8602A	RIGHT MAIN DRIVE MOTOR 24V - 4.25 IN. SHAFT	EA
	1	164-1246	DRIVE MOTOR BRUSHES (PAIR)	PR
	1	153-9044A	ZTR CHAIN (40P29)	
	1	154-9601	DRIVE CHAIN (40P41)	EA
	2	153-9047	MASTER LINK #40	EA
	2	153-9048	OFFSET LINK #40	EA
	1	153-9002	SPROCKET - 40B13 (5/8 IN. - 1/4-20 SET)	EA
	1	153-9003	SPROCKET - 40B10 (5/8 IN)	EA
3	1	164-8602	LEFT DRIVE MOTOR 24V - 2.5 IN. SHAFT	EA
	1	164-1246	DRIVE MOTOR BRUSHES (PAIR)	PR
	1	164-9018	ZTR CHAIN (40P23)	EA
	1	153-9047	MASTER LINK #40	EA
	1	153-9048	OFFSET LINK #40	EA
	1	153-9003	SPROCKET - 40B10 (5/8 IN)	EA
4	1	158-8407	VACUUM MOTOR - 24VDC	EA
5	1	158-8404D	CLEANER PUMP ASSEMBLY	EA
	1	154-0861B	NORPRENE TUBING FOR CLEANER PUMP ASSEMBLY	EA
6	1	158-8404	CLEANER PUMP MOTOR - 24VDC	EA



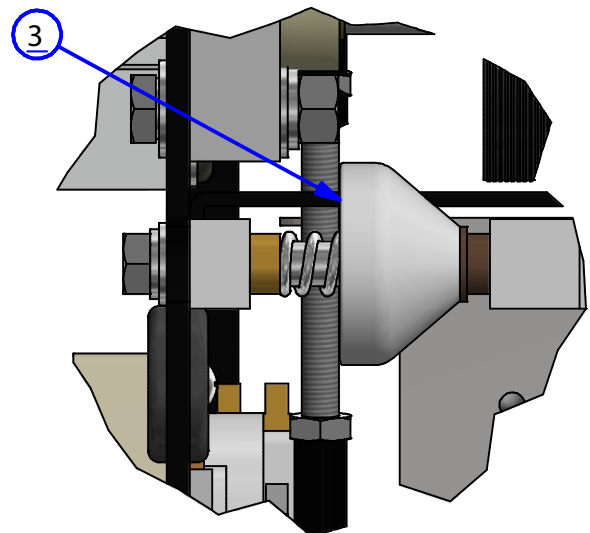
Bottom View

Rev. 3/21

INDEX NUMBER	QTY.	PART NUMBER	DESCRIPTION	UOM
1	1	164-8001A	BUFFER BRUSH ASSEMBLY	EA
	1	164-9019	BUFFER MOTOR BELT - 315L050	EA
2	2	164-8815	REAR EDGE GUIDE WHEEL ASSEMBLY - BLACK	EA
	2	153-2401	SPRING - COMPRESSION FOR GUIDE WHEEL (NOT SHOWN)	EA
	2	153-2407	SHOULDER BOLT 3/8 X 1 3/4 - FOR GUIDE WHEEL	EA
	2	153-6417	REAR LANE EDGE GUIDE ROLLER MOUNT	EA
3	2	158-8637	FRONT LANE EDGE GUIDE ROLLER ASSEMBLY - WHITE	EA
	2	153-2401	SPRING - COMPRESSION FOR GUIDE WHEEL (NOT SHOWN)	EA
	2	153-2527	SHOULDER BOLT - 3/8 X 2-1/4 - FOR GUIDE WHEEL - REAR	EA
	2	153-6417	FRONT LANE EDGE GUIDE ROLLER MOUNT	EA
4	2	153-7005R	MOMENTARY WHEEL ASSEMBLY (WHEEL ONLY)	EA
			*THE BELOW ATTACHED PARTS ARE NOT SHOWN	
	2	153-6006	MOMENTARY WHEEL SHAFT	EA
	2	153-6029	MOMENTARY WHEEL HOUSING ASSEMBLY	EA
	2	153-2049	SET SCREW - 8-32 X 3/16	EA
5	1	164-8073	HANDLE ASSEMBLY (COMPLETE)	EA
6	2	158-6645	SKID GUIDE	EA
7	2	153-7002AA	LDS/DRIVE WHEEL (NO SET SCREW) (2 IN.)	EA
	2	153-2819	SET SCREW (NOT SHOWN) 5/16 - 24 X 3/8	EA
8	2	153-7013	DRIVE WHEEL (NO SET SCREW) (4 IN.)	EA
	2	153-2819	SET SCREW (NOT SHOWN) 5/16 - 24 X 3/8	EA



DETAIL A

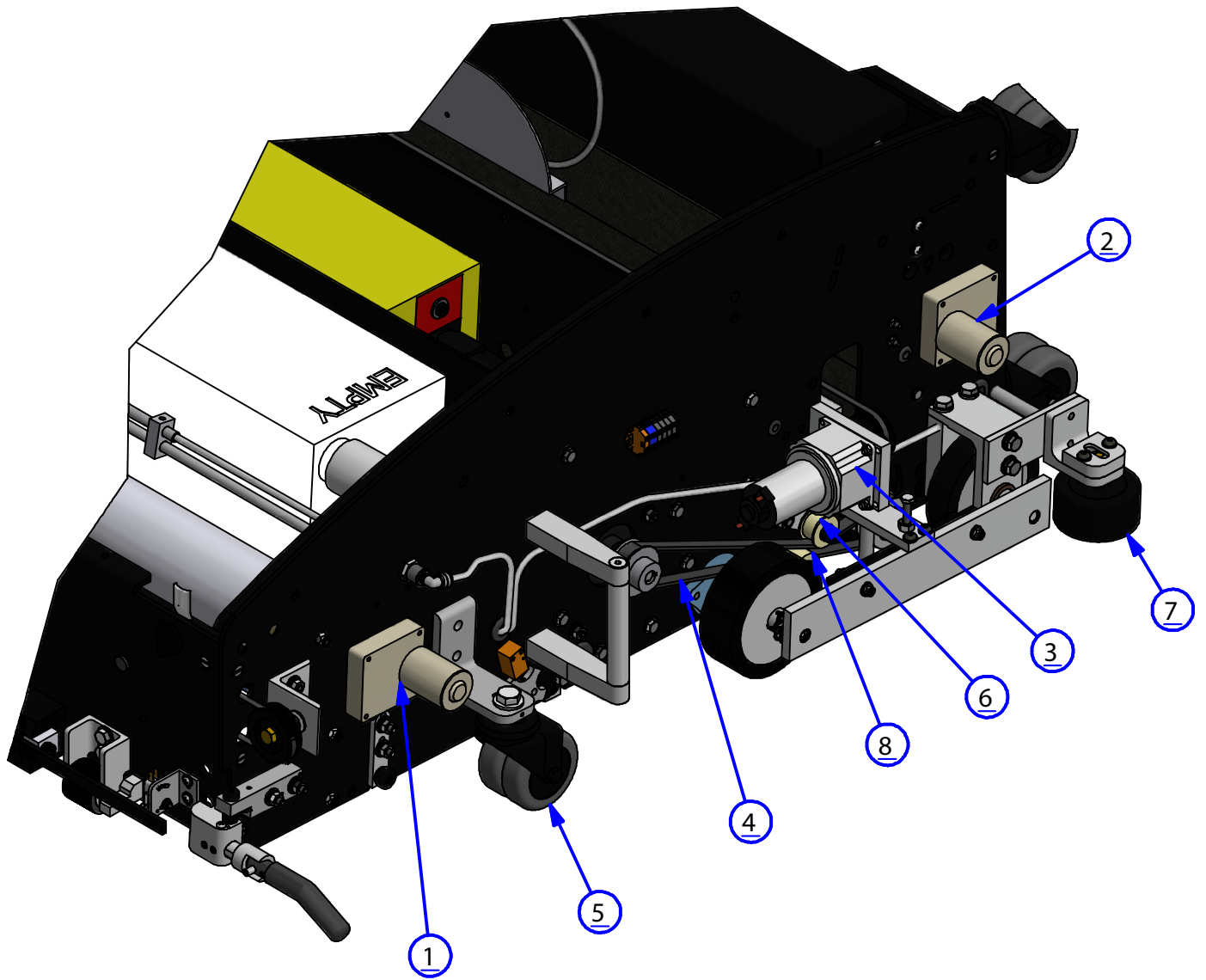


DETAIL B

Left Side View

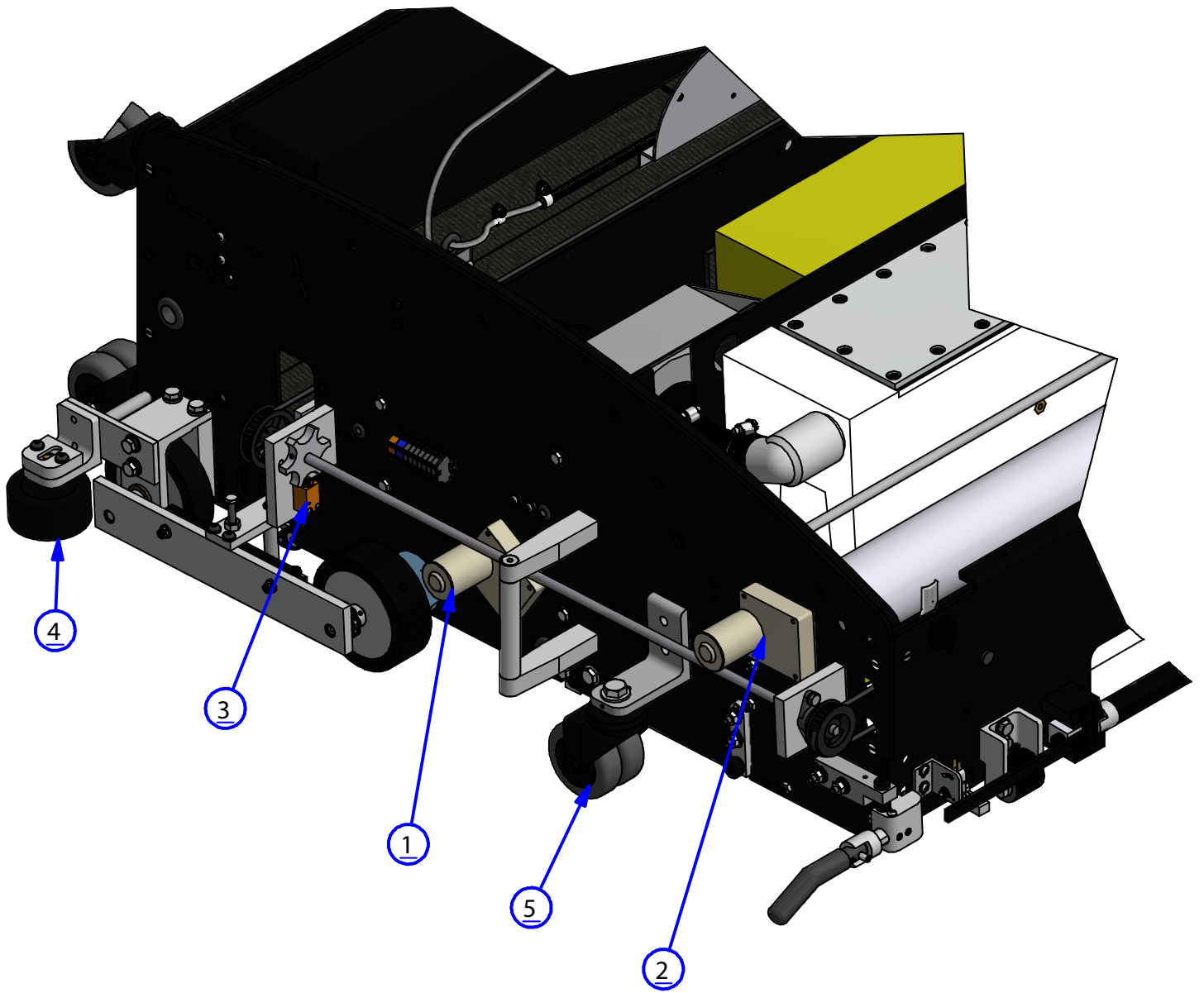
Rev. 3/21

INDEX NUMBER	QTY.	PART NUMBER	DESCRIPTION	UOM
1	2	158-8403	ASSEMBLY - DUSTER MOTOR - 24VDC	EA
2	1	158-8402	SQUEEGEE / BRUSH LIFT MOTOR - 24 VDC	EA
3	1	158-8405	HEAD DRIVE MOTOR ASSEMBLY 24VDC	EA
		158-9403	PULLEY FOR HEAD DRIVE (NOT SHOWN) 26XL037 X 5/16"	EA
4	1	164-9019	BUFFER MOTOR BELT - 315L050	EA
5	6	153-0001BK	CASTER ASSEMBLY (3 INCH DUAL WHEEL)- BLACK	EA
6	1	164-8831	BUFFER IDLER PULLEY (TOP ADJUSTABLE)	EA
7	2	153-7203	BUMPER WHEEL ASSEMBLY	EA
-				
8	1	164-8211	BUFFER IDLER PULLEY (BOTTOM STATIONARY)	EA



Right Side View
Rev. 9/19

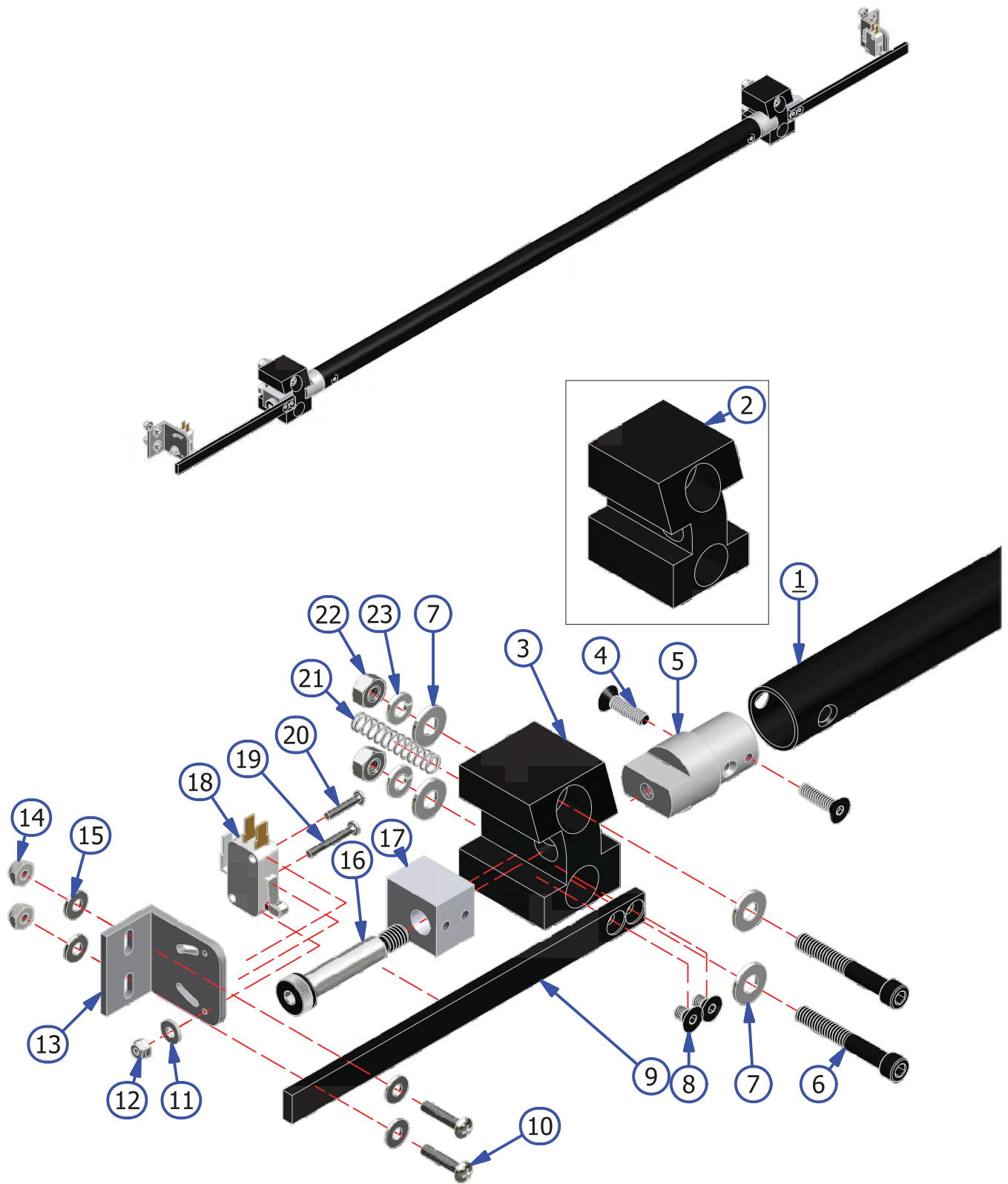
INDEX NUMBER	QTY.	PART NUMBER	DESCRIPTION	UOM
1	2	158-8402	SQUEEGEE / BRUSH LIFT MOTOR - 24VDC	EA
2	2	158-8403	DUSTER MOTOR ASSEMBLY - 24VDC	EA
-				
3	1	154-1220	PROXIMITY SENSOR	EA
4	2	153-7203	BUMPER WHEEL ASSEMBLY	EA
5	6	153-0001BK	CASTER ASSEMBLY (3 INCH DUAL WHEEL) - BLACK	EA



Lift Handle Assembly

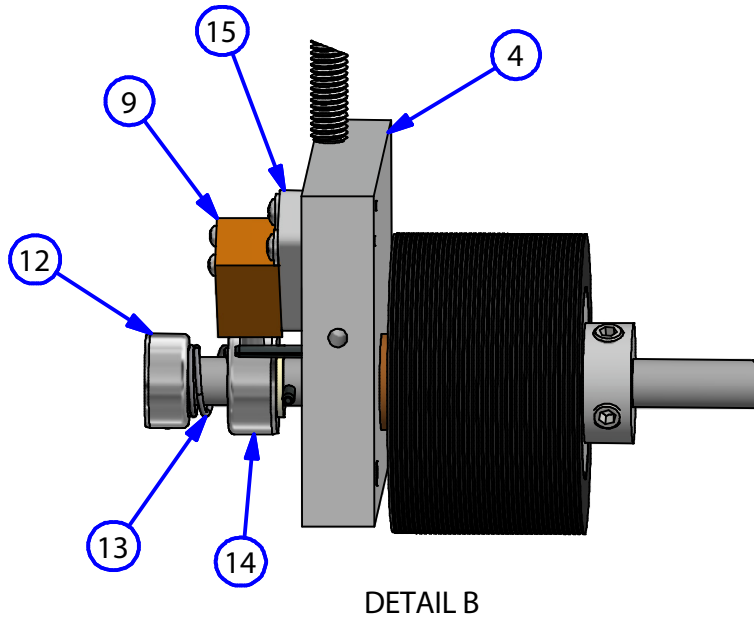
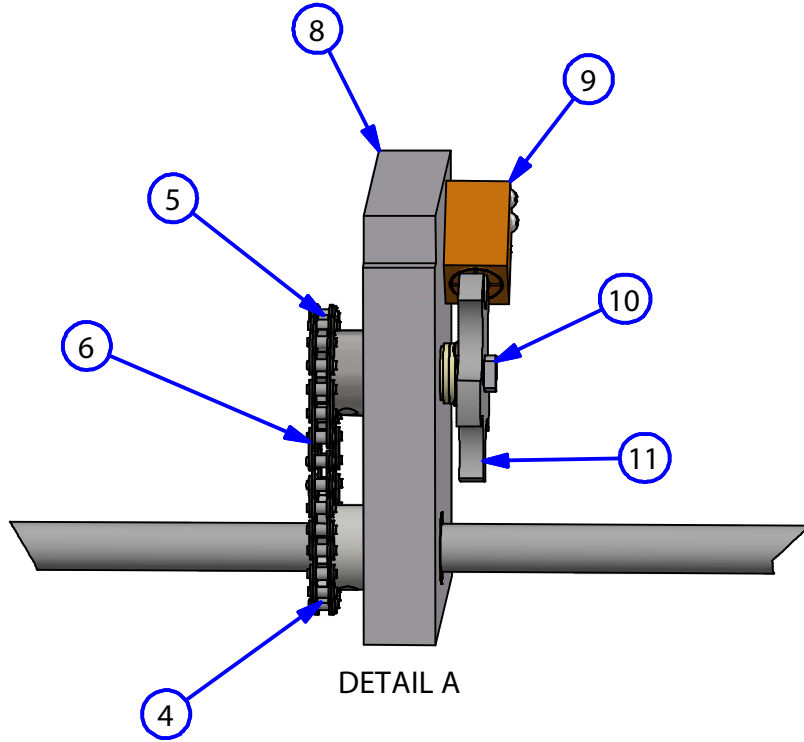
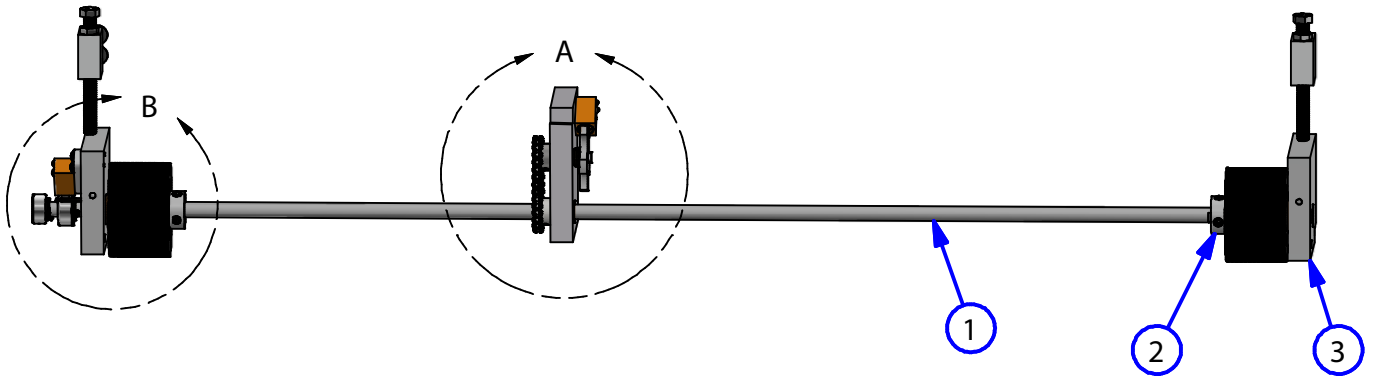
Rev. 3/21

INDEX NUMBER	QTY.	PART NUMBER	DESCRIPTION	UOM
1	1	164-8073	FRONT HANDLE ASSEMBLY	EA
2	1	164-6069	FRONT HANDLE BLOCK (LT)	EA
3	1	164-6068	FRONT HANDLE BLOCK (RT)	EA
4	4	153-2996	SCREW - FHCS 10-24 X 3/4 BLACK OXIDE	EA
5	2	164-6072	FRONT HANDLE PLUG	EA
6	4	164-2009	SHCS-1/4-20 X 1-3/4	EA
7	8	153-2004	1/4 FLATWASHER	EA
8	4	164-2017	FHSCS-10-32 X 5/16	EA
9	2	164-6071	BUMPER ARM	EA
10	4	153-2087	MS PHILLIPS - 8-32 X 3/4	EA
11	2	153-2001	#6 FLATWASHER	EA
12	2	153-2231	LOCKNUT - 4-40	EA
13	2	164-6032	BUMPER SWITCH BRACKET	EA
14	4	153-2019	LOCKNUT - 8-32 (NYLOK)	EA
15	8	153-2002	#8 FLATWASHER	EA
16	2	164-2008	SHOULDER BOLT 3/8 X 1-1/2 5/16-18	EA
17	2	164-6070	BUMPER BAR BLOCK	EA
18	2	153-1203	MICROSWITCH W/ROLLER (SQUEEGEE / BRUSH)	EA
19	2	153-2216A	MS PHILLIPS - 4-40 X 7/8	EA
20	2	153-2216	MS PHILLIPS - 4-40 X 5/8	EA
21	2	164-2010	SPRING - 0.300 OD X 1.50	EA
22	4	153-2023	1/4-20 HEX NUT	EA
23	4	153-2014	1/4 LOCKWASHER	EA



LDS Assembly
Rev. 3/21

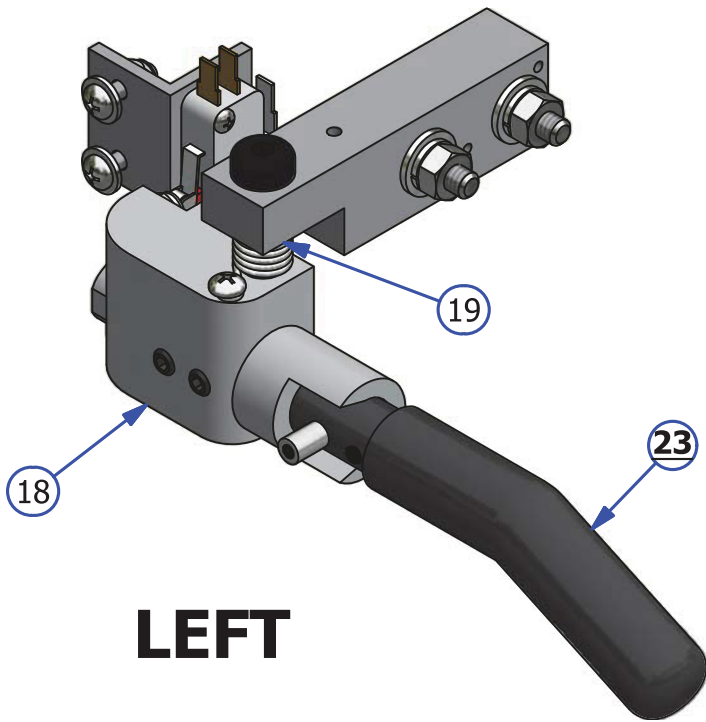
INDEX NUMBER	QTY.	PART NUMBER	DESCRIPTION	UOM
1	1	154-6821	LDS SHAFT ASSEMBLY	
2	1	153-7002AA	LDS/DRIVE WHEEL (NO SET SCREW) (2 IN.)	EA
	2	153-2819	SET SCREW - 5/16 X 3/8	EA
3	1	154-8619	LDS MOUNTING BLOCK ASSEMBLY - LEFT	EA
4	1	164-8829	LDS/OLS BLOCK ASSY (BLOCK W/ BUSH & ROLL PIN ONLY)	EA
5	1	154-9213	SPROCKET 25B15 (1/2") 1/4-20 SET SCREW	EA
6	1	154-9211	LDS AND TACH SENSOR DRIVE CHAIN #25	EA
	1	153-9045	MASTER LINK #25 (NOT SHOWN)	EA
7	1	153-9010	SPROCKET - 25B15 (3/8") 1/4-20 SET	EA
8	1	154-8320	LDS MOUNTING BLOCK ASSEMBLY - CENTER	EA
9	2	154-1220	PROXIMITY SENSOR	EA
10	1	154-6264	SHAFT FOR TIMING DISK ASSEMBLY	EA
11	1	154-6717	5 TOOTH SENSOR DISK	EA
12	1	153-2902	STEEL COLLAR - 1/2 X 1*1/8 X 1/2	EA
13	1	153-2713	SPRING	EA
14	1	153-8062	OLS COLLAR	EA
15	1	164-6278	OLS PROX SENSOR MOUNT PLATE	EA



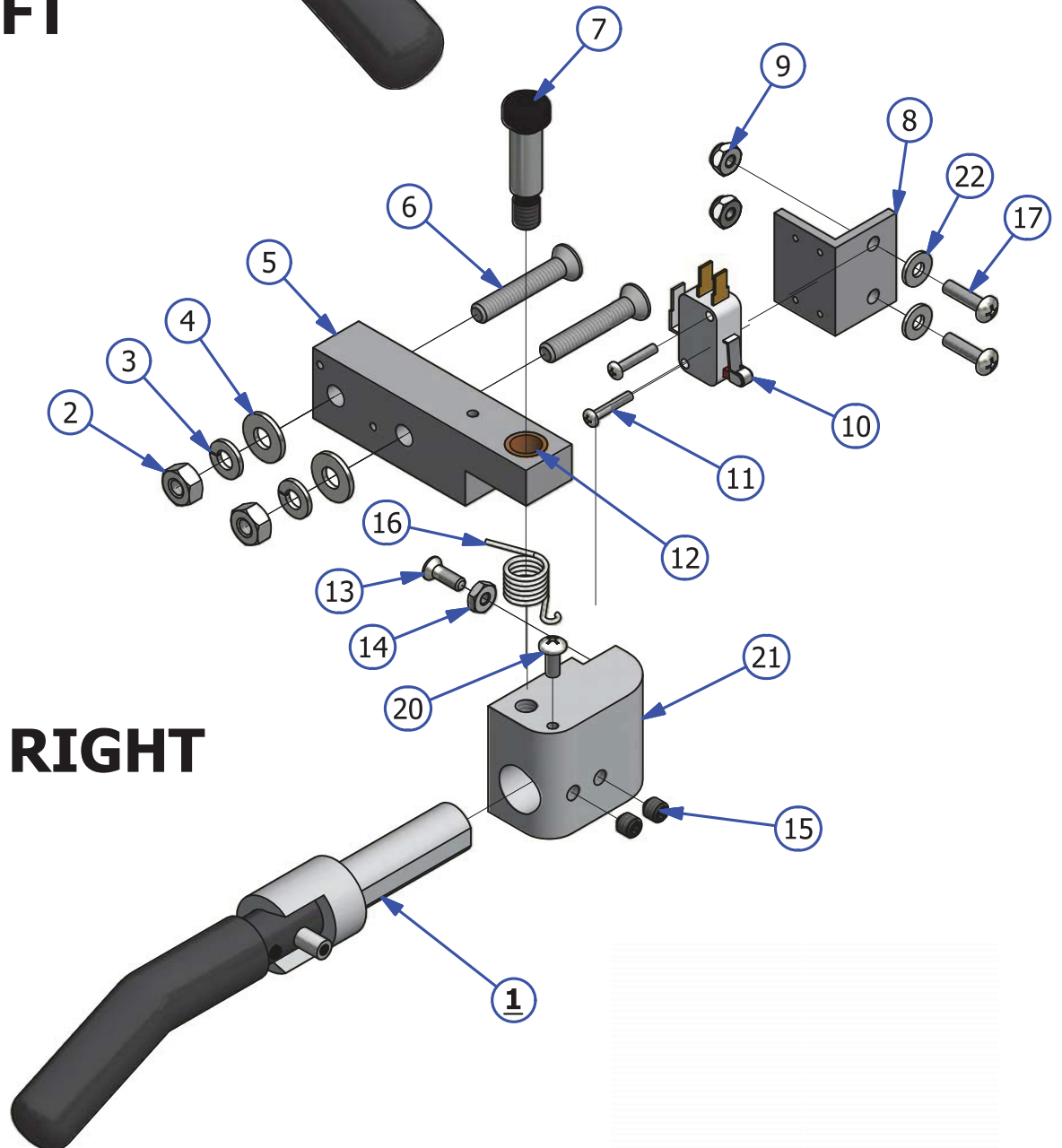
Whisker Assembly

Rev. 3/21

INDEX NUMBER	QTY.	PART NUMBER	DESCRIPTION	UOM
1	1	164-8825	RIGHT WHISKER ASSEMBLY	EA
2	4	153-2023	1/4-20 HEX NUT	EA
3	4	153-2014	1/4 LOCKWASHER	EA
4	4	153-2004	1/4 FLATWASHER	EA
5	2	158-8611	WHISKER BEARING BLOCK ASSEMBLY W/ BUSHING	EA
6	4	153-2227A	FHMS - 1/4-20 X 1-1/2	EA
7	2	153-2739	SHOULDER BOLT 3/8 IN DIA 1" LONG	EA
8	2	158-6641	WHISKER SWITCH MOUNT PLATE	EA
9	4	153-2231	LOCKNUT - 4-40	EA
10	2	153-1203	MICROSWITCH W/ROLLER (SQUEEGEE / BRUSH)	EA
11	4	153-2216A	MS PHILLIPS - 4-40 X 7/8	EA
12	2	154-9212	BUSHING ONLY (3/8 X 1/2 X 1/2)	EA
13	2	153-2817	FLAT HEAD PHILLIPS - 8-32 X 1/2	EA
14	2	153-2414	HEX NUT - 8-32	EA
15	4	153-2051A	SET SCREW - 1/4-20 X 1/4	EA
16	1	153-2944	TORSION SPRING - RIGHT	EA
17	4	153-2086	MS PHILLIPS - 8-32 X 5/8	EA
18	1	164-6181	WHISKER SPRING MOUNT BLOCK - LEFT	EA
19	1	153-2945	TORSION SPRING - LEFT	EA
20	2	153-2086A	MS PHILLIPS - 8-32 X 3/8	EA
21	1	164-6182	WHISKER SPRING MOUNT BLOCK - RIGHT	EA
22	4	153-2002	FLAT WASHER #8	EA
23	1	164-8824	LEFT WHISKER ASSEMBLY	EA



LEFT

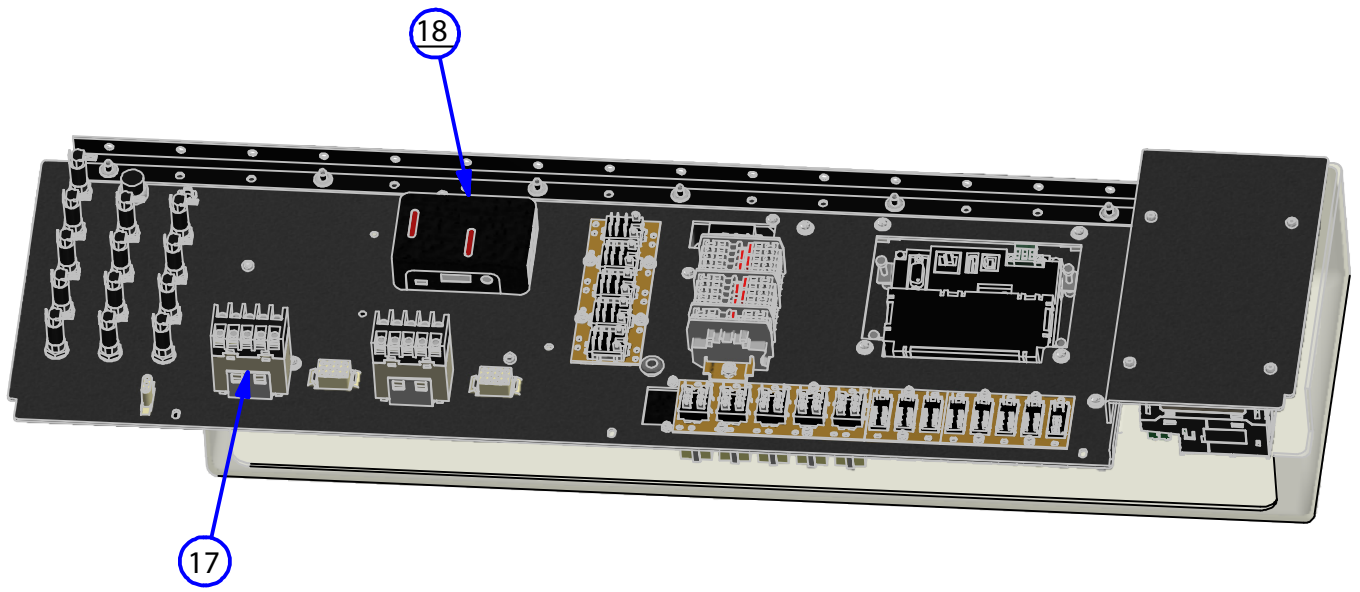
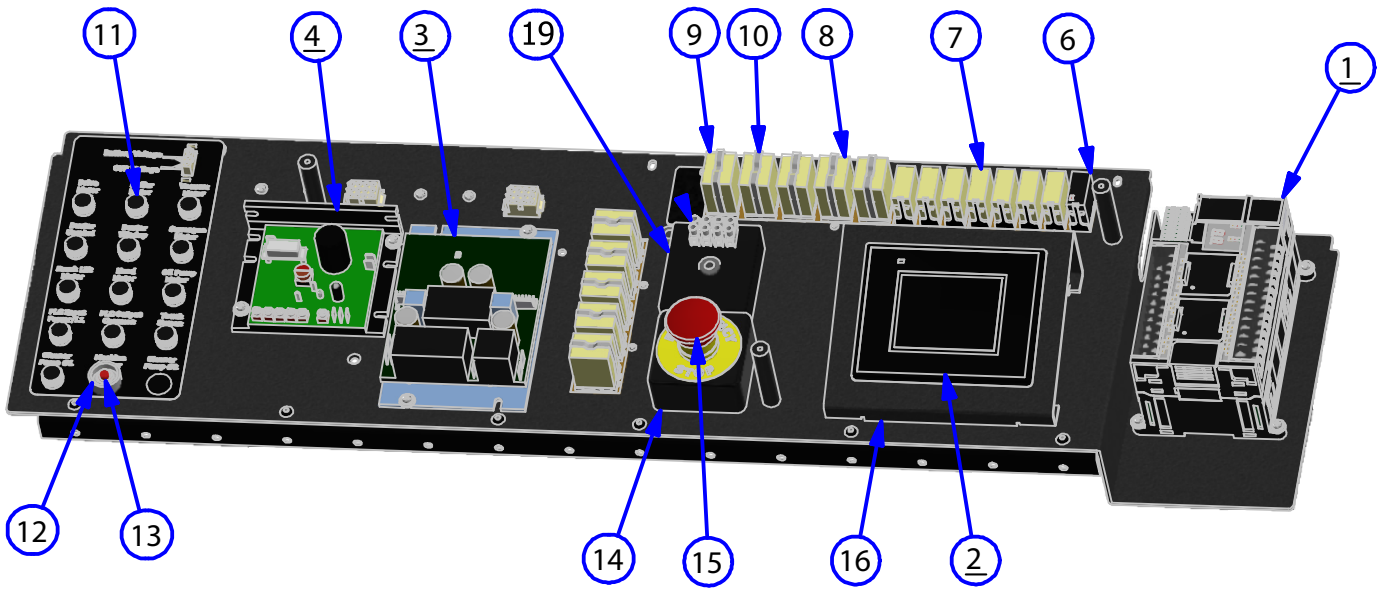
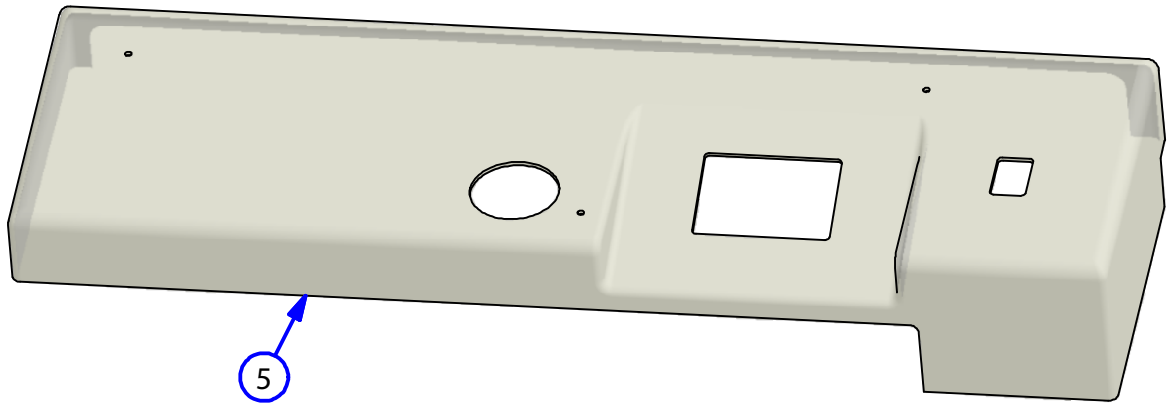


RIGHT

PLC Plate Assembly

Rev. 3/21

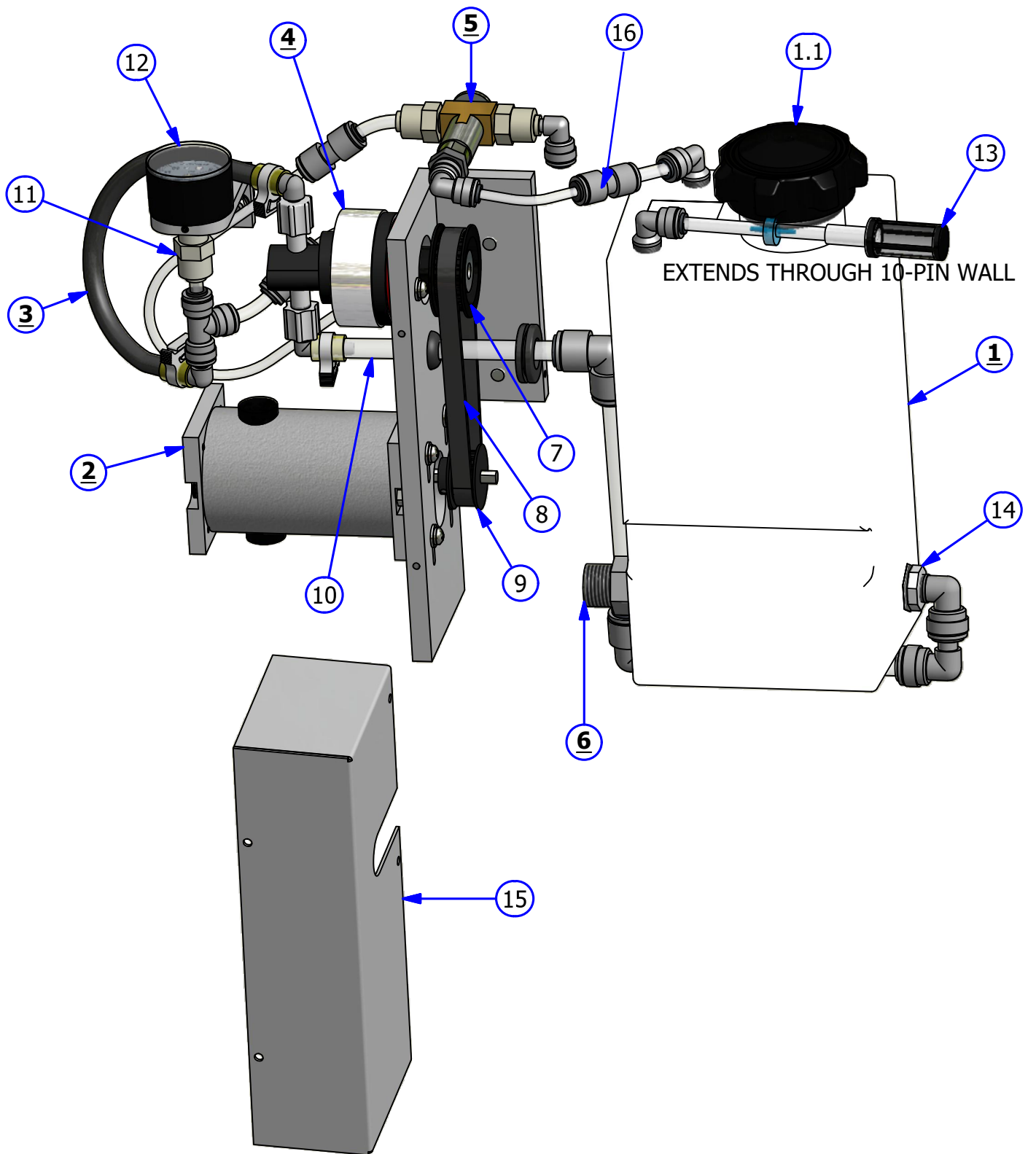
INDEX NUMBER	QTY.	PART NUMBER	DESCRIPTION	UOM
1	1	158-1610P	PLC FOR IKON - SPECIFY SOFTWARE VERSION	EA
	1	158-1610S	SERIAL CONVERTER (NOT SHOWN)	EA
	1	164-1235	CABLE TO TOUCHSCREEN - 24IN (NOT SHOWN)	EA
2	1	164-8803	3 IN. TOUCH SCREEN ASSEMBLY	EA
	1	164-1234	SCREEN PROTECTOR (NOT SHOWN)	EA
3	1	164-8828	SPEED CONTROL ASSEMBLY - DRIVE	EA
4	1	164-8806	SPEED CONTROL ASSEMBLY - CLEANER PUMP	EA
5	1	164-6815	CLEAR PC PLATE COVER	EA
6	1	158-1460	RELAY SOLID STATE	EA
7	7	158-1458	RELAY - OMRON 24DC DPDT GENERAL PURPOSE	EA
8	9	158-1462	24 V RELAY DPDT 10A W/DIODE	EA
9	1	158-1463	RELAY SUPER MY4 24VDC	EA
10	10	164-1207	LY3 RELAY CLIP	EA
11	11	153-1028	PANEL-MOUNT FUSE HOLDER - UL (COMPLETE)	EA
11a	2	164-1268	PANEL-MOUNT FUSE HOLDER - 30AMP UL (COMPLETE)	EA
12	1	153-1209	BUTTON GUARD	EA
13	1	158-8439	PUSH BUTTON (RED = NORMALLY OPEN)	EA
14	1	164-6161	E-STOP BOX	EA
15	1	164-8223	E-STOP SWITCH ASSEMBLY	EA
	1	164-1223B	BREAKER FOR E-STOP (10A NC) (NOT SHOWN)	EA
16	1	164-6805-2850	TOUCH SCREEN MOUNT	EA
17	2	158-1465	CONTACTOR 24VDC	EA
18	1	164-8820A	WI-FI ADAPTER REPLACEMENT ASSEMBLY	EA
19	1	158-6666	RESISITANCE ADJUSTMENT BOX ONLY	EA
	1	153-1305A	RESISTANCE WIRE ASSY - 22AWG (SOLD BY INCH)	EA
	1	158-1611	MOLEX TERMINAL BLOCK	EA



OIL VALVE ASSEMBLY

REV. 3/21

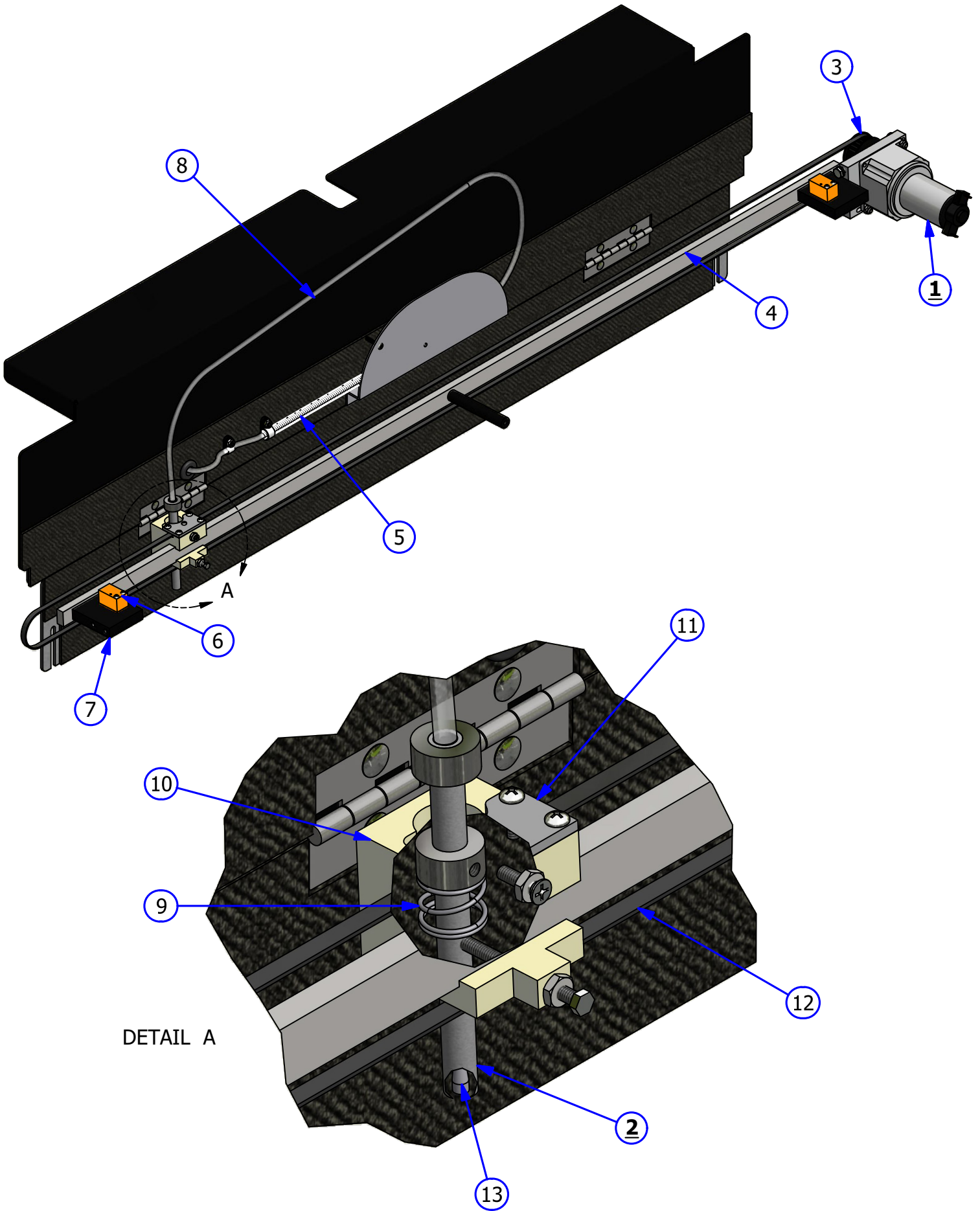
INDEX NUMBER	QTY.	PART NUMBER	DESCRIPTION	UOM
1	1	154-8682	CONDITIONER TANK ASSEMBLY	EA
	1	164-8081	SUPPLY TANK CAP (NOT SHOWN)	EA
	1	164-0021	GASKET FOR SUPPLY TANK CAP (NOT SHOWN)	EA
2	1	158-8401A	OIL PUMP MOTOR ASSEMBLY - GROSCHOPP	EA
	1	158-1422G	OIL PUMP MOTOR BRUSHES (PAIR)	EA
3	1	154-8816	PULSE SUPPRESSION TUBE	EA
4	1	154-1214	FLUID METERING PUMP - 0.05 ML/STROKE	EA
5	1	154-8298	OIL CONTROL VALVE (24VDC) WITH EXTENDED WIRES	EA
				EA
6	1	154-8693	FLOAT SWITCH ASSEMBLY	EA
7	1	154-9607	PULLEY - (24XL037 - 5/16" BORE)	EA
8	1	154-9202A	CONDITIONER PUMP BELT (130XL037)	EA
9	1	158-9404	PULLEY 16XL037 X 1/4" BORE	EA
10	16.5"	154-0202	PUMP TUBING STOCK (3/8" OD X 1/4" ID)	IN
11	1	154-0257	FEMALE CONNECTOR - 1/4" TUBE X 1/8" FPT	EA
12	1	158-1613	PRESSURE GAUGE - 60PSI	EA
13	1	164-8851	MANUAL VENT VALVE ASSEMBLY (2024 MODEL ONLY)	EA
14	1	154-0212	OIL TANK FILTER ASSEMBLY	EA
15	1	154-6287	GUARD FOR PUMP	EA
16	1	154-0248	REDUCING UNION CONNECTOR- 1/4" X 3/16"	EA



Oil Head Assembly

Rev. 3/21

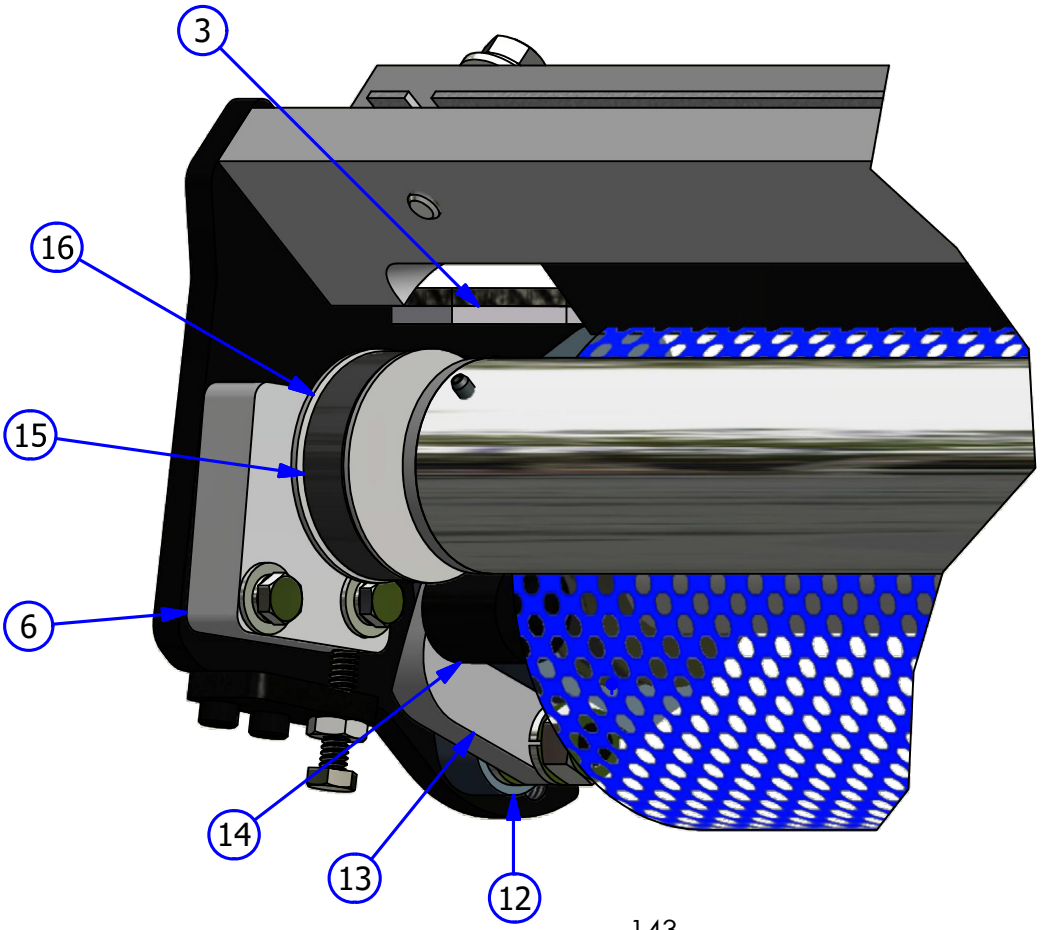
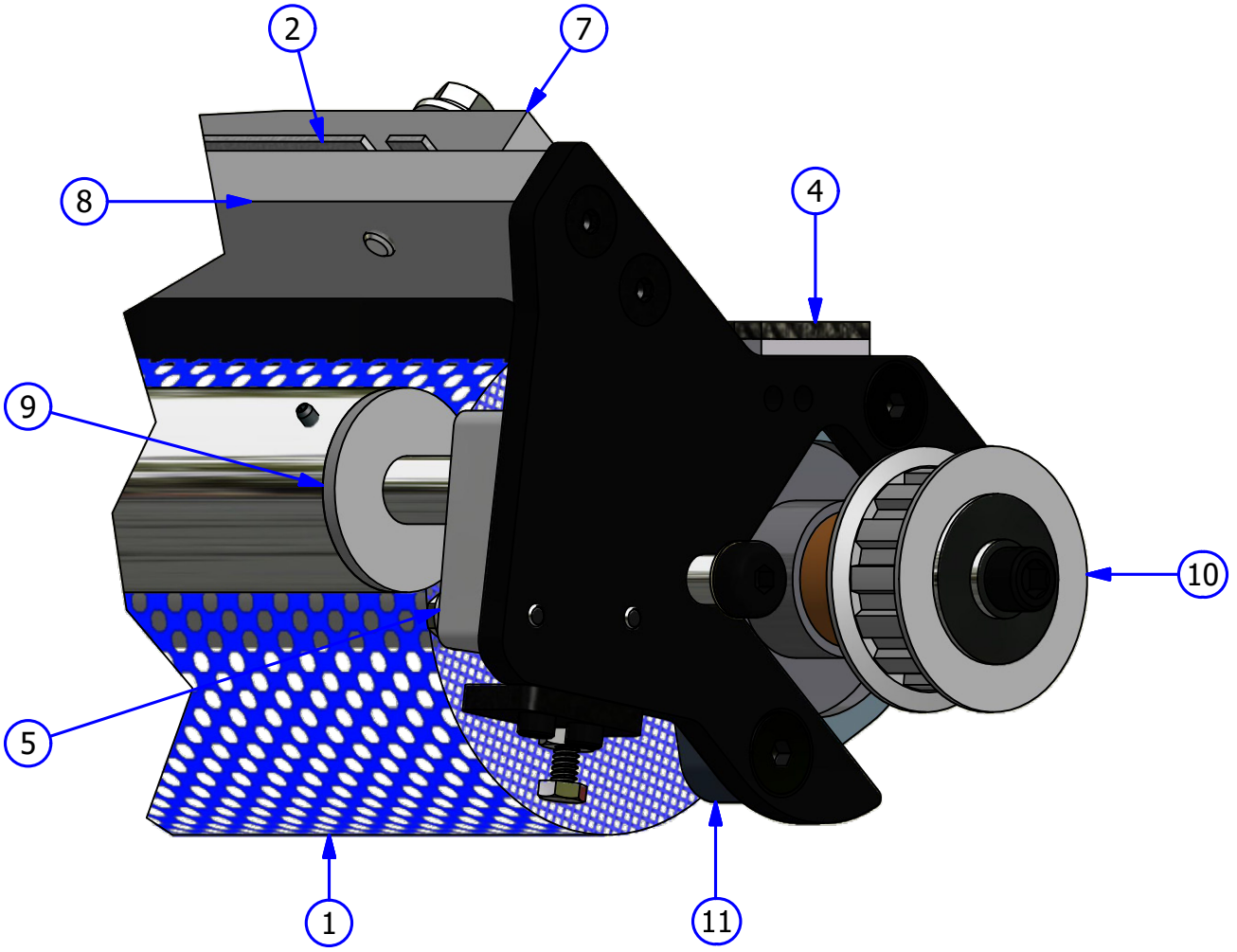
INDEX NUMBER	QTY.	PART NUMBER	DESCRIPTION	UOM
1	1	158-8405	OIL HEAD DRIVE MOTOR ASSEMBLY	EA
	1	158-1404B	BRUSHES HEAD DRIVE MOTOR (NOT SHOWN) (PAIR)	EA
2	1	154-8851	OIL HEAD HOSE (4.5 IN.) AND TIP ASSEMBLY	EA
3	1	154-9607	PULLEY (24XL037 5/16 IN. BORE W/SET)	EA
4	1	154-6647A	SLIDING HEAD BAR ASSEMBLY	EA
5	1	154-0206	SPRING FOR OIL HOSE TIP ASSEMBLY	EA
6	2	154-1220	PROXIMITY SENSOR	EA
7	2	154-6927	HEAD BAR MOUNTING BLOCK	EA
8	1	154-0202A	PENCIL TUBING STOCK - 1/4 OD X 1/8 ID	IN
9	1	153-2713	OIL HEAD SPRING	EA
10	1	154-6893	OIL HEAD ASSEMBLY 3/8 IN. ADJU. TIP ANGLE	EA
11	1	154-6646	HEAD BELT MOUNT PLATE ASSEMBLY	EA
12	1	154-9201	OIL HEAD DRIVE BELT ASSEMBLY (XL025 - 110")	EA
13	1	154-6832	OIL PENCIL TIP ASSEMBLY	EA



Brush Lift Rod Assembly

Rev. 3/21

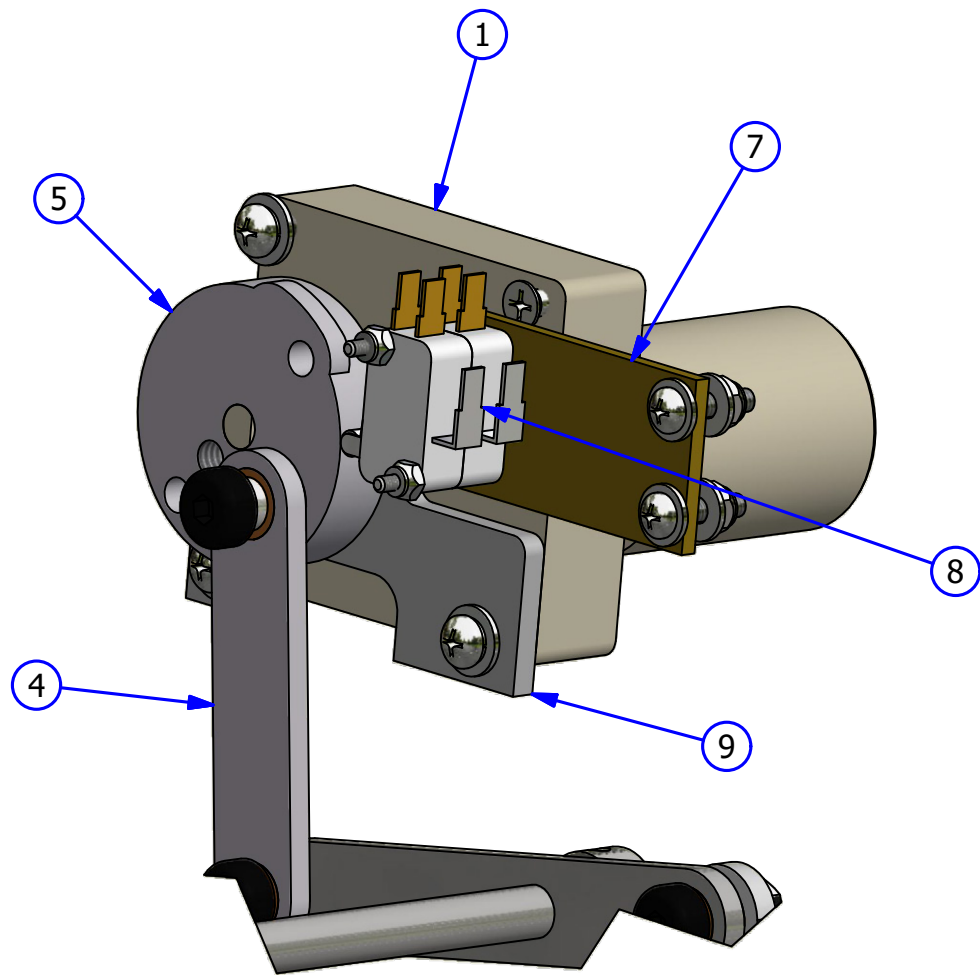
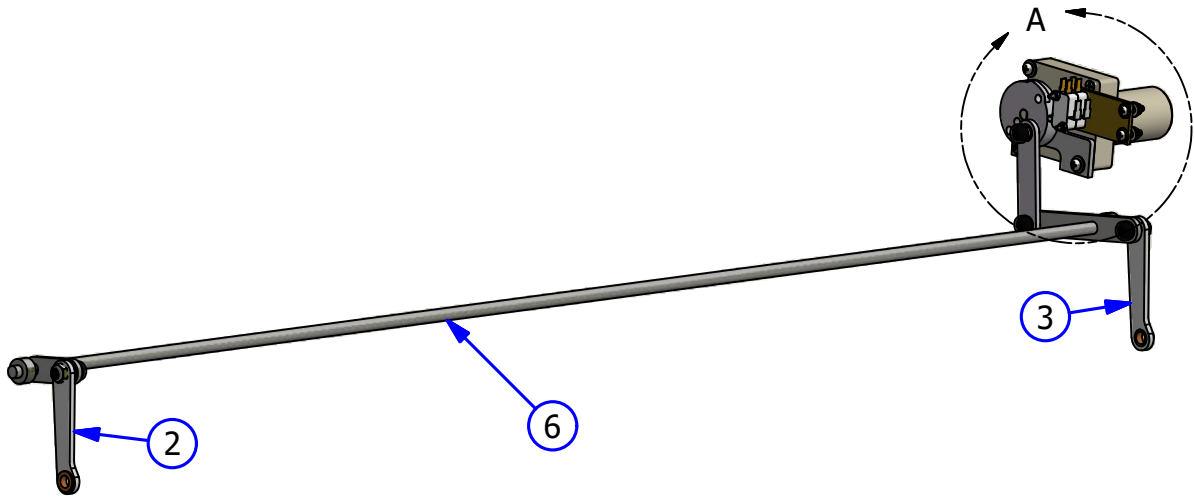
INDEX NUMBER	QTY.	PART NUMBER	DESCRIPTION	UOM
1	1	158-8402	SQUEEGEE / BRUSH LIFT MOTOR - 24VDC	EA
2	1	154-8639	BUFFER BRUSH LIFTING LINK - RIGHT	EA
3	1	154-8638	BUFFER BRUSH LIFTING LINK - LEFT	EA
4	1	154-8837	BRUSH LIFT ROD TO CAM LINK	EA
5	1	154-6243	MOTOR CAM-DUAL LOBES (STACKED SWITCHES)	EA
6	1	154-8637	BRUSH LIFT ROD ASSEMBLY	EA
7	1	154-6824	CAM SWITCH PLATE	EA
8	2	153-1203	MICROSWITCH W/ROLLER (SQUEEGEE / BRUSH)	EA
9	1	158-8634	SQUEEGEE / BRUSH MOUNT PLATE ASSEMBLY	EA
	1	158-9614	BALL BEARING MINITURE (NOT SHOWN)	EA



Oil Transfer Assembly

Rev. 3/21

INDEX NUMBER	QTY.	PART NUMBER	DESCRIPTION	UOM
1	1	164-8001A	BUFFER BRUSH ASSEMBLY	EA
2	1	164-0866	SINGLE TRANSFER BRUSH ASSEMBLY	EA
3	1	164-8805	DRIP PAD ASSEMBLY (SOLD IN PAIRS)	PR
4	1	164-8805	DRIP PAD ASSEMBLY (SOLD IN PAIRS)	PR
5	1	164-8046	BEARING MOUNT ASSEMBLY - RIGHT	EA
6	1	164-8045	BEARING MOUNT ASSEMBLY - LEFT	EA
7	1	158-6735	BRUSH TRACK MOUNT SUPPORT	EA
8	1	158-6732	SINGLE BRUSH TRACK MOUNT ASSEMBLY	EA
9	1	164-8008	TRANSFER ROLLER ASSEMBLY	EA
10	1	158-9402	PULLEY - 14L050 X 3/4" BORE NO HUB	EA
11	1	153-9816	3/4 IN. FLANGED BEARING - 5/16-18 TAPPED	EA
12	1	154-8640	FLANGED BEARING BRUSH (3/4" ROTATED)	EA
13	2	164-6051	TRANSFER ROLLER IDLER BELT BLOCK	EA
14	1	158-6742	TRANSFER ROLLER BELT IDLER	EA
15	1	154-9203	TRANSFER ROLLER BELT ASSEMBLY (100XL037)	EA
16	1	164-9015	PULLEY ASSEMBLY 22XL037 1/2 BORE 2 SS 10-32	EA



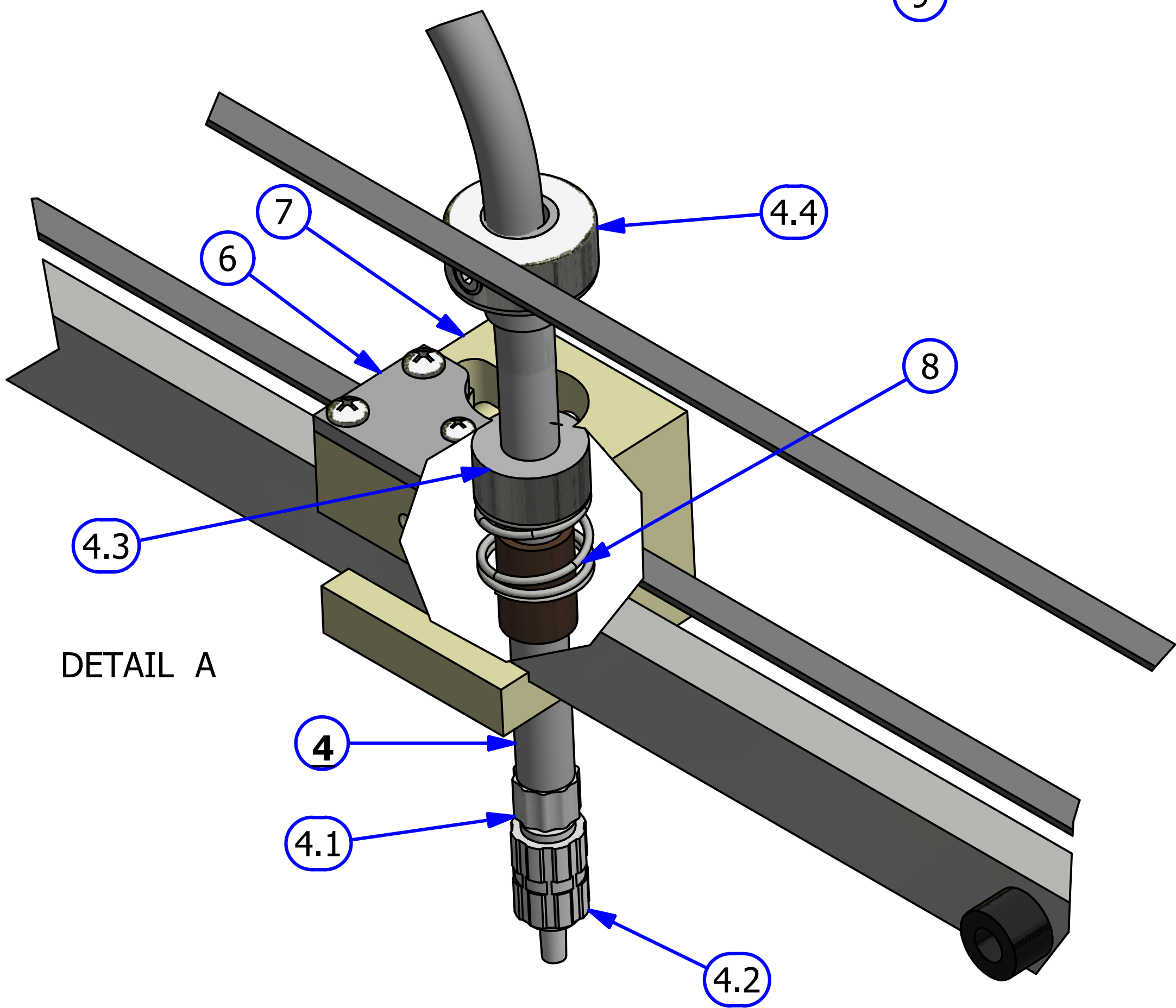
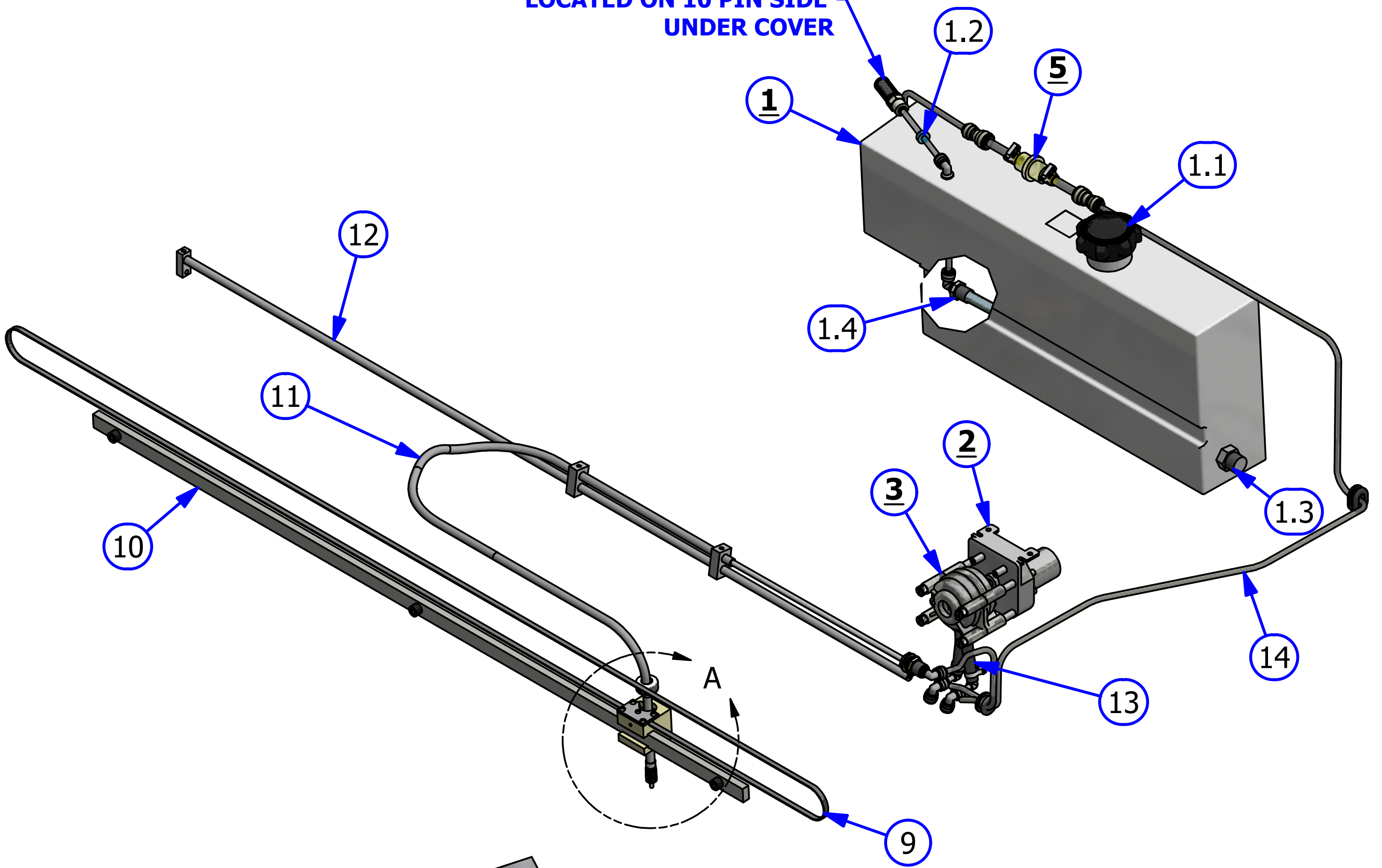
DETAIL A

CLEANER TANK AND HEAD ASSEMBLY

REV. 3/21

INDEX NUMBER	QTY.	PART NUMBER	DESCRIPTION	UOM
1	1	158-8433C	CLEANER SUPPLY TANK ASSEMBLY (COMPLETE)	EA
1.1	1	164-8081	CLEANER SUPPLY TANK CAP	EA
1.2	1	164-8852	MANUAL VENT VALVE ASSEMBLY (2024 MODEL)	EA
1.3	1	154-8693	CLEANER FLOAT SWITCH ASSEMBLY	EA
1.4	1	154-0212B	FILTER ASSEMBLY	EA
1.5	1	164-0021	CLEANER SUPPLY CAP GASKET (NOT SHOWN)	EA
2	1	158-8404	CLEANER PUMP MOTOR ASSEMBLY	EA
3	1	158-8404D	CLEANER PUMP ASSEMBLY	EA
4	1	154-8852	CLEANER HOSE AND TIP ASSEMBLY	EA
4.1	1	154-0863	MALE LURE HOSE BARB	EA
4.2	1	164-0012M	CLEANER TIP WITH CHECK VALVE	EA
4.3	1	153-2804	COLLAR - 3/8 X 3/4 X 3/8	EA
4.4	1	153-2902	COLLAR - 1/2 X 1-1/8 X 1/2	EA
5	1	154-8867A	IN-LINE FILTER ASSEMBLY	EA
6	1	154-6646	CLEANER HEAD BELT MOUNT PLATE	EA
7	1	154-6882	CLEANER HEAD ASSEMBLY	EA
8	1	153-2713	SPRING FOR CLEANER HEAD ASSEMBLY	EA
9	1	154-9201	CLEANER HEAD BELT ASSEMBLY (XL025 - 110 IN.)	EA
10	1	154-6877	CLEANER HEAD BAR ASSEMBLY	EA
11	1	154-0867	SPRING, CLEANER HOSE	EA
12	1	154-6889	CLEANER HOSE ROUTING BAR	EA
13	1	154-0861B	NORPRENE TUBING	EA
14	16	154-0202A	PENCIL TUBING STOCK - 1/4" OD X 1/8" ID	IN

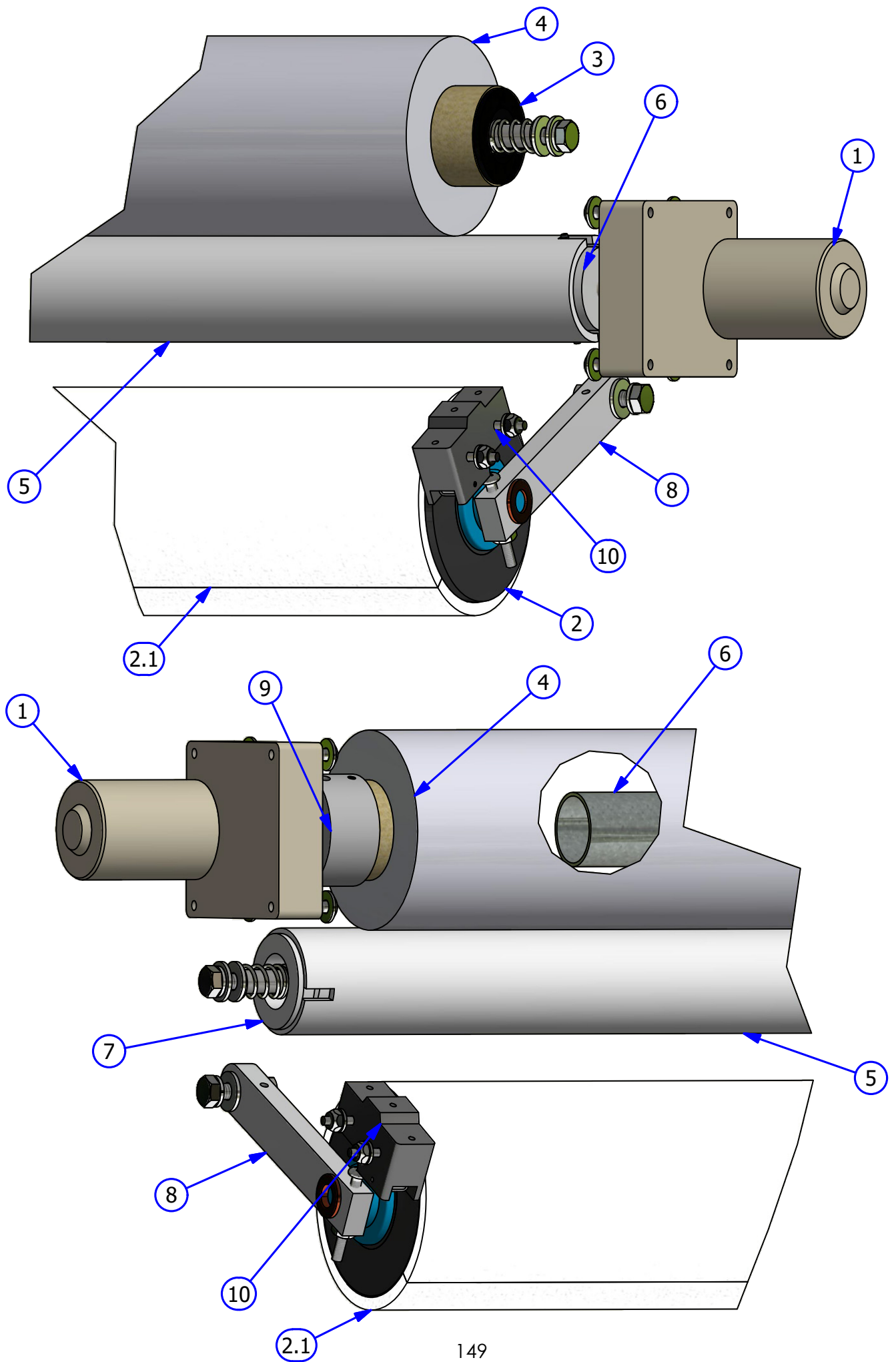
LOCATED ON 10 PIN SIDE
UNDER COVER



Duster Assembly

Rev. 3/21

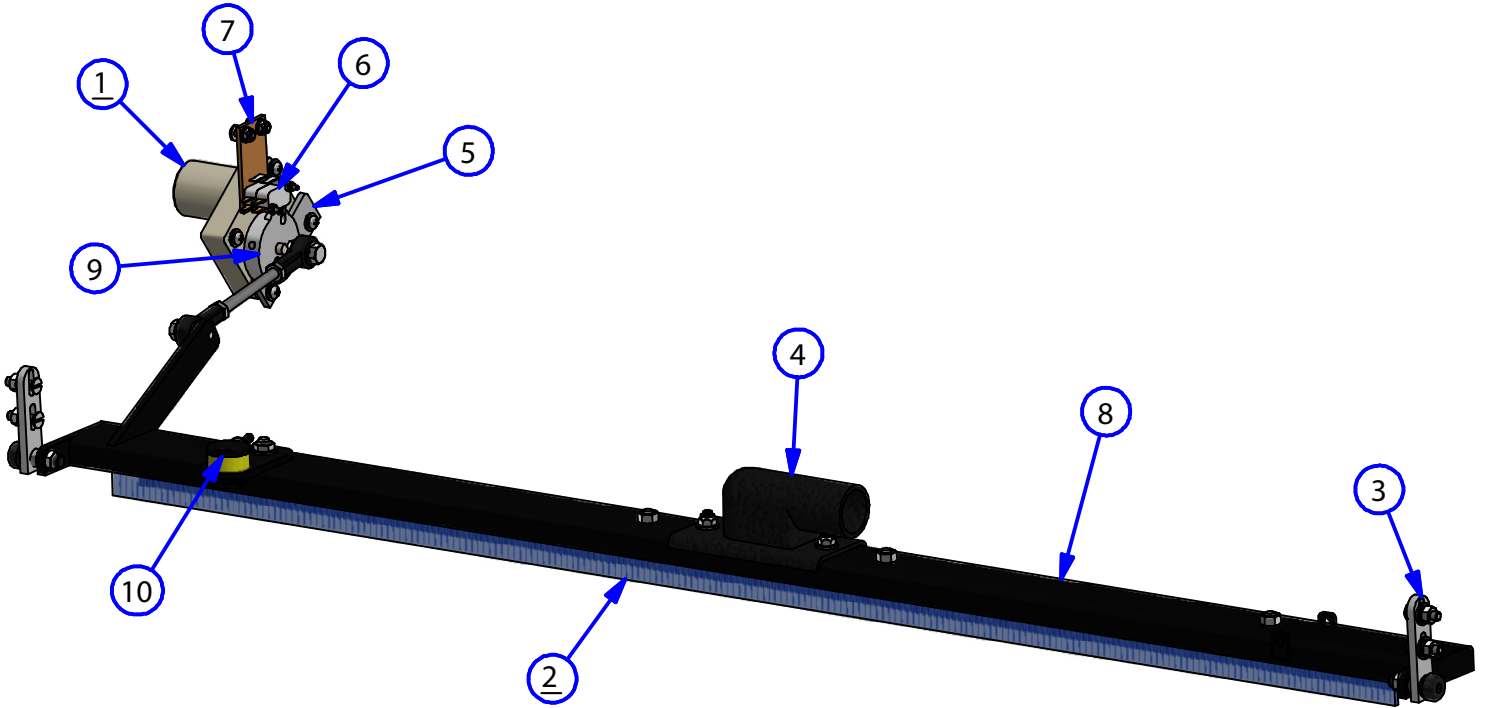
INDEX NUMBER	QTY.	PART NUMBER	DESCRIPTION	UOM
1	2	158-8403	DUSTER MOTOR ASSEMBLY	EA
2	1	164-8839	CUSHION ROLLER ASSEMBLY	EA
3	1	164-6108A	DUSTER PLUG CARDBOARD CORE	EA
4	1	153-0047EZ	K2 SELECT DUSTER CLOTH (BOX OF 4)	CASE
	1	164-0047EZ	K3 SELECT DUSTER CLOTH (BOX OF 3)	CASE
5	1	154-0052	PVC TAKE UP REEL ASSEMBLY	EA
6	2	153-0429	DUSTER ROLL SUPPORT PIPE (40 INCH)	EA
7	1	164-6109A	UHMW DUSTER PLUG FOR PVC TAKE UP REEL	EA
8	2	164-8823	CUSHION ROLLER PIVOT ARM	EA
9	1	153-8202B	DUSTER SOLID DRIVE HUB (PVC-1/4-28)	EA
10	2	154-1603	MICROSWITCH WITHOUT ROLLER (LARGE)	EA
11	2	164-6174	DUSTER PLUG STUD	EA
12	2	164-6175	CUSHION ROLLER STUD	EA



Squeegee Assembly

Rev. 3/21

INDEX NUMBER	QTY.	PART NUMBER	DESCRIPTION	UOM
1	1	158-8402	SQUEEGEE / BRUSH LIFT MOTOR - 24VDC	EA
2	1	164-8038K	SQUEEGEE BLADE AND GASKET REPLACEMENT (1 SET)	EA
	1	164-0003	GASKET (NOT SHOWN)	EA
3	2	154-8802	SQUEEGEE ADJUSTMENT ARM	EA
4	1	154-6677A	SQUEEGEE HOSE ADAPTER NYLON	EA
5	1	158-8634	SQUEEGEE/BRUSH MOUNT PLATE ASSEMBLY	EA
	1	158-9614	BALL BEARING MINITURE (NOT SHOWN)	EA
6	2	153-1203	MICROSWITCH W/ROLLER (SQUEEGEE / BRUSH)	EA
7	1	154-6824	SQUEEGEE CAM SWITCH PLATE	EA
8	1	154-6339-2850	SQUEEGEE MOUNT ANGLE	EA
9	1	154-6243	MOTOR CAM-DUAL LOBES (STACKED SWITCHES)	EA
10	1	164-1241	FAILSAFE BEAM SENSOR	EA



Vacuum Motor & Recovery Tank Assembly

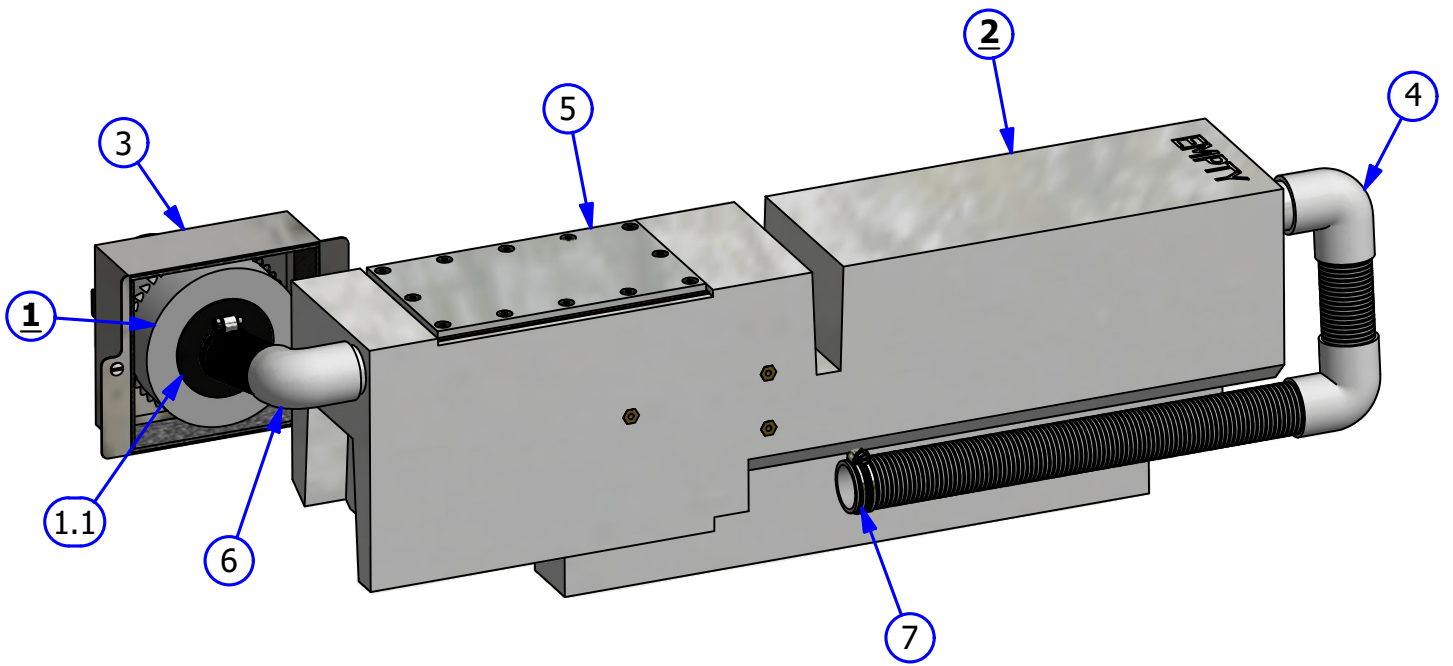
Rev. 3/21

INDEX NUMBER	QTY.	PART NUMBER	DESCRIPTION	UOM
1	1	158-8407	VACUUM MOTOR ASSEMBLY	EA
1.1	1	153-6221M	VACUUM HOSE ADAPTER	EA
	1	158-1421B	VACUUM MOTOR BRUSHES (NOT SHOWN)	EA
2	1	164-8017	RECOVERY TANK	EA
	1	164-8017F	RECOVERY TANK FILTER (NOT SHOWN)	EA
	1	158-0405	RECOVERY TANK GASKET (NOT SHOWN)	EA
	12	153-2968	SCREW - 1/4-20" X 3/4" FSHCS (NOT SHOWN)	EA
3	1	158-8618	VACUUM MOTOR HOUSING	EA
4	1	164-8841	SQUEEGEE VACUUM HOSE ASSY - 2021	EA
5	1	164-6120	FLEX RECOVERY TANK COVER PLATE	EA
6	1	164-8840	VACUUM MOTOR HOSE ASSY - 2021	EA
7	1	153-2406	HOSE CLAMP (2 INCH)	EA



TECHNICAL NOTE

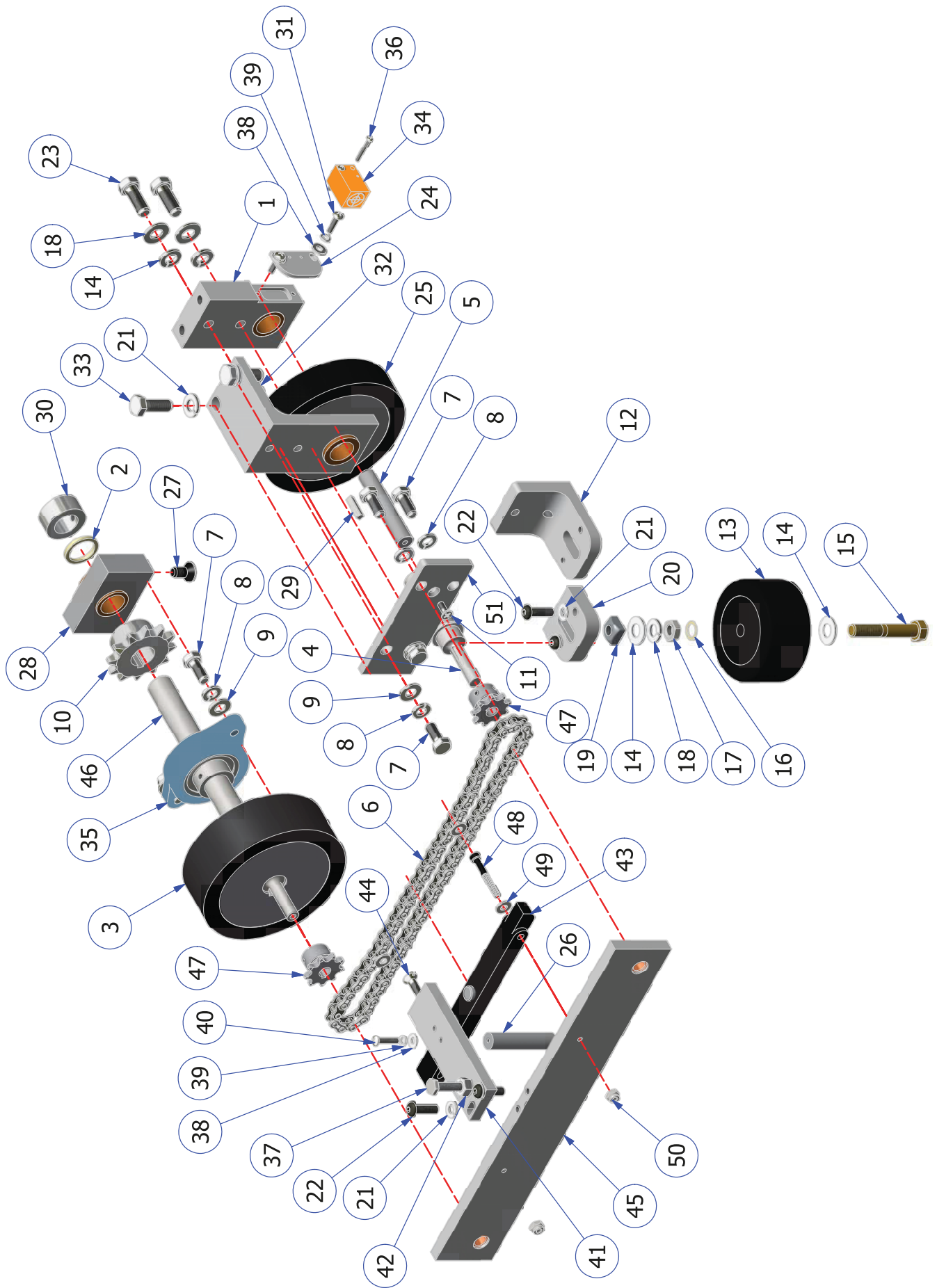
**WHEN ATTACHING PART NUMBER 153-6221M, USE A TWO (2) PART EPOXY AND ALLOW TO DRY ACCORDING TO DIRECTIONS.
BE CAREFUL NOT TO CRUSH THE VACUUM MOTOR HOUSING INTO INTERNAL BLADES.**



Walker ZTR Left

Rev. 3/21

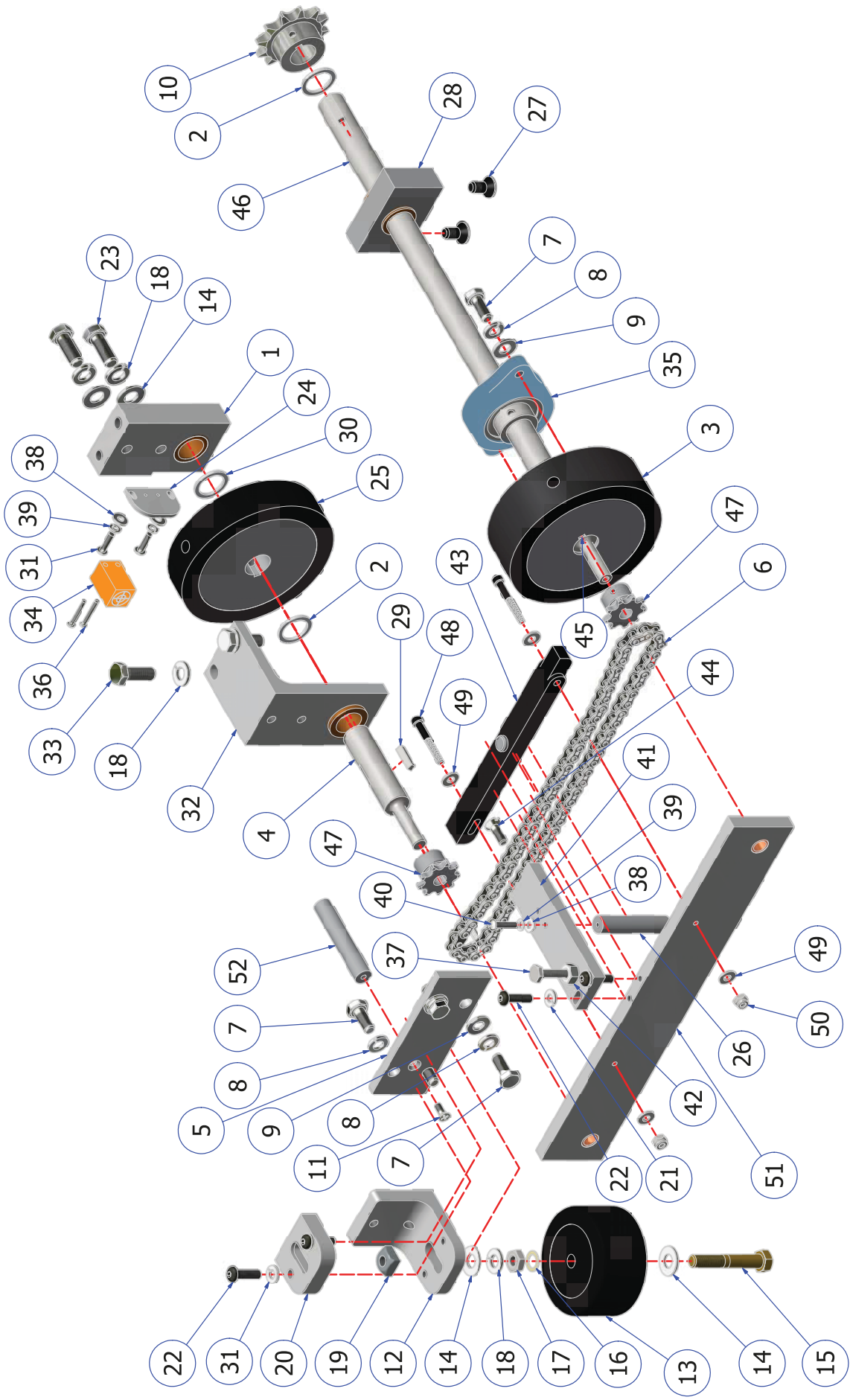
INDEX NUMBER	QTY.	PART NUMBER	DESCRIPTION	UOM
1	1	164-6034	KICK UP WHEEL MOUNTING BLOCK	EA
2	3	153-2939	NYLON WASHER 3/4" X 1/16"	EA
3	2	158-7001	DRIVE WHEEL 4.5 IN	EA
4	1	164-6030	KICK-UP WHEEL SHAFT	EA
5	1	158-6705	BUMPER WHEEL SIDE POST	EA
6	1	164-9005	CHAIN (35P67) ZTR KICKUP	EA
7	6	153-2602	HHCS - 5/16-18 X 3/4	EA
8	6	153-2015	5/16 LOCKWASHER	EA
9	4	153-2005	5/16 FLATWASHER	EA
10	1	158-9602	SPROCKET 40B12 3/4 BORE W/KEYWAY AND SET	EA
11	1	153-2604	MS FLAT PHILLIPS - 10-32 X 1/2	EA
12	1	164-6038	BUMPER WHEEL MOUNT ANGLE	EA
13	1	153-7203	BUMPER WHEEL	EA
14	2	153-2006	3/8 FLATWASHER	EA
15	1	153-2815	HHCS - 3/8-16 X 2-1/4 (GRADE 8)	EA
16	1	153-2531	NYLON FLAT WASHER - 3/8 (0.030)	EA
17	1	153-2027	JAM NUT - 3/8-16	EA
18	1	153-2016	3/8 LOCKWASHER	EA
19	1	164-2005	SQUARE NUT - 3/8-16	EA
20	1	164-6039	BUMPER WHEEL NUT RETAINER	EA
21	4	153-2014	1/4 LOCKWASHER	EA
22	4	153-2052A	BHSS - 1/4-20 X 7/8	EA
23	2	153-2066	HHCS - 3/8-16 X 1	EA
24	1	164-6222	ZTR PROXIMITY SENSOR MOUNT	EA
25	1	164-7002A	1" WIDE KICK UP WHEEL ASSEMBLY	EA
26	1	164-6162	GUARD STAND OFF	EA
27	2	153-2802	FHSS - 5/16-18 X 5/8	EA
28	1	158-8601	ZTR SHAFT BUSHING BLOCK ASSEMBLY - INNER	EA
29	1	153-2100	KEYSTOCK - 3/16 X 3/4	EA
30	1	153-2937	SHAFT COLLAR 3/4" ID	EA
31	2	153-2086	MS PHILLIPS - 8-32 X 5/8	EA
32	1	164-8220	KICK UP WHEEL ANGLE ASSEMBLY	EA
33	2	153-2055	HHCS - 1/4-20 X 1-1/2	EA
34	1	154-1220	INDUCTIVE PROXIMITY SENSOR	EA
35	1	153-9816	3/4 IN FLANGED BEARING - 5/16-18 TAPPED	EA
36	2	153-2216A	MS PHILLIPS - 4-40 X 7/8	EA
37	1	153-2528	HHCS - 1/4"-20 X 1-3/4"	EA
38	1	153-2002	#8 FLATWASHER	EA
39	1	153-2013	#10 LOCKWASHER	EA
40	1	153-2087	MS PHILLIPS - 8-32 X 3/4	EA
41	1	164-6033	ZTR SUPPORT MOUNT	EA
42	1	153-2304	JAM NUT - 1/4-20	EA
43	1	164-6031	ZTR CHAIN TENSIONER	EA
44	1	153-2078	FHMS - 1/4-20 X 3/4"	EA
45	1	164-6040	ZTR SHAFT SUPPORT	EA
46	1	164-6028	ZTR DRIVE SHAFT - LEFT	EA
47	2	164-9003	SPROCKET - 40B10 (5/8")	EA
48	2	164-2004	SHCS - 10-24 X 1-1/2	EA
49	2	153-2035	BLIND RIVET WASHER - 3/16	EA
50	2	153-2208	LOCKNUT - 10-24 (NYLOK)	EA
51	1	164-6221	BUMPER WHEEL PLATE	EA



Walker ZTR Right

Rev. 3/21

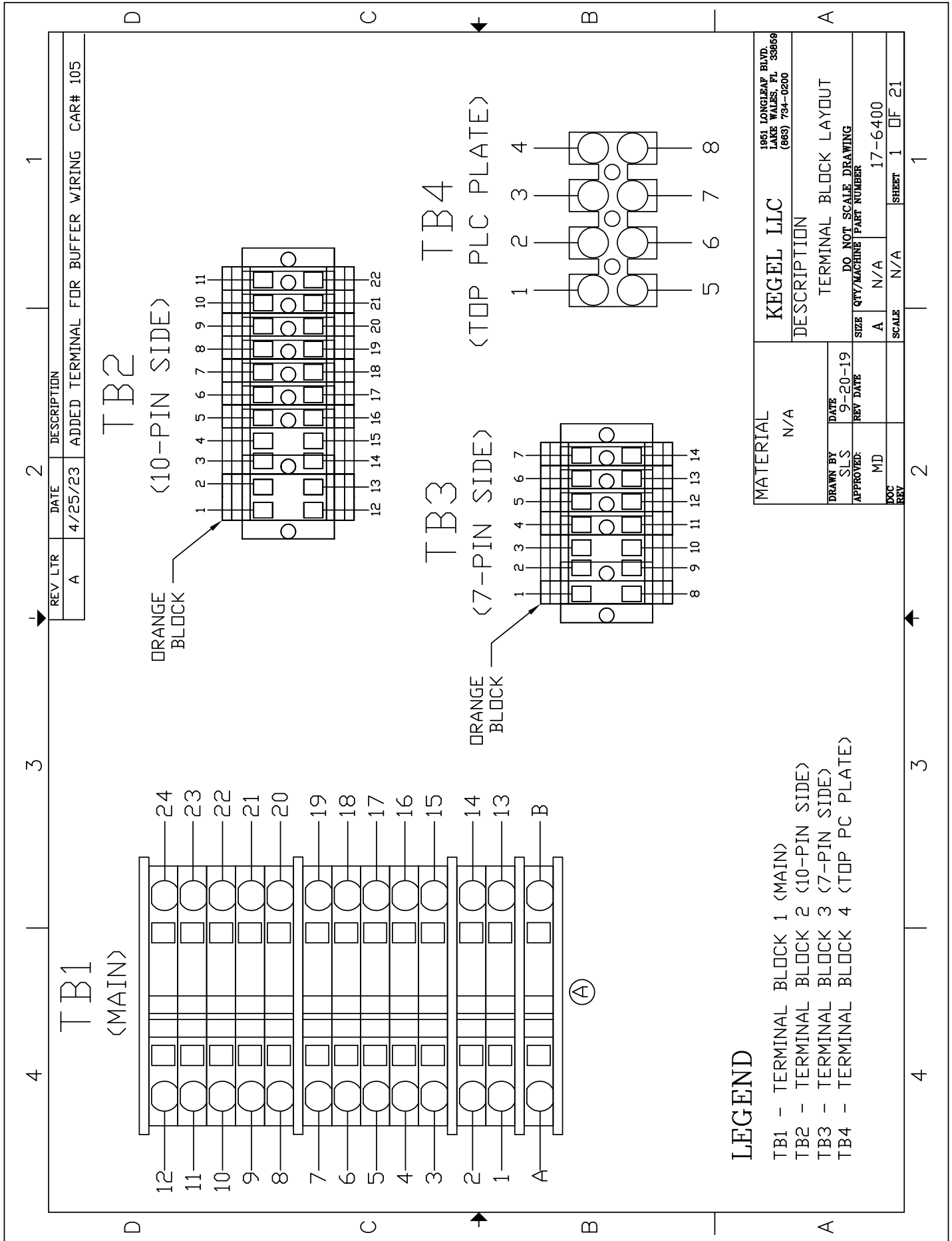
INDEX NUMBER	QTY.	PART NUMBER	DESCRIPTION	UOM
1	1	164-8219	KICK UP WHEEL MOUNTING BLOCK	EA
2	2	153-2939	NYLON WASHER 3/4" X 1/16"	EA
3	1	158-7001	DRIVE WHEEL 4.5 IN	EA
4	1	164-6030	KICK-UP WHEEL SHAFT	EA
5	1	164-6221	BUMPER WHEEL PLATE	EA
6	1	164-9005	CHAIN (35P67) ZTR KICKUP	EA
7	6	153-2602	HHCS - 5/16-18 X 3/4	EA
8	6	153-2015	5/16 LOCKWASHER	EA
9	4	153-2005	5/16 FLATWASHER	EA
10	1	158-9602	SPROCKET 40B12 3/4 BORE W/KEYWAY AND SET	EA
11	1	153-2604	MS FLAT PHILLIPS - 10-32 X 1/2	EA
12	1	164-6038	BUMPER WHEEL MOUNT ANGLE	EA
13	1	153-7203	BUMPER WHEEL	EA
14	2	153-2006	3/8 FLATWASHER	EA
15	1	153-2815	HHCS - 3/8-16 X 2-1/4 (GRADE 8)	EA
16	1	153-2531	NYLON FLAT WASHER - 3/8 (0.030)	EA
17	1	153-2027	JAM NUT - 3/8-16	EA
18	1	153-2016	3/8 LOCKWASHER	EA
19	1	164-2005	SQUARE NUT - 3/8-16	EA
20	1	164-6039	BUMPER WHEEL NUT RETAINER	EA
21	4	153-2014	1/4 LOCKWASHER	EA
22	4	153-2052A	BHSS - 1/4-20 X 7/8	EA
23	2	153-2066	HHCS - 3/8-16 X 1	EA
24	1	164-6222	ZTR PROXIMITY SENSOR MOUNT	EA
25	2	164-7002A	1" WIDE KICK UP WHEEL ASSEMBLY	EA
26	1	164-6162	GUARD STAND OFF	EA
27	2	153-2802	FHSS - 5/16-18 X 5/8	EA
28	1	158-8601	ZTR SHAFT BUSHING BLOCK ASSEMBLY	EA
29	1	153-2100	KEYSTOCK - 3/16 X 3/4	EA
30	1	158-9601	BUSHING FLANGED - 3/4 ID X 7/8 OD X 1/2 LG	EA
31	2	153-2086	MS PHILLIPS - 8-32 X 5/8	EA
32	1	164-8220	KICK UP WHEEL ANGLE ASSEMBLY	EA
33	4	153-2066	HHCS - 3/8-16 x 1	EA
34	1	154-1220	INDUCTIVE PROXIMITY SENSOR	EA
35	1	153-9816	3/4 IN FLANGED BEARING - 5/16-18 TAPPED	EA
36	2	153-2216A	MS PHILLIPS - 4-40 X 7/8	EA
37	1	153-2528	HHCS - 1/4"-20 X 1-3/4"	EA
38	1	153-2002	#8 FLATWASHER	EA
39	1	153-2013	#10 LOCKWASHER	EA
40	1	153-2087	MS PHILLIPS - 8-32 X 3/4	EA
41	1	164-6033	ZTR SUPPORT MOUNT	EA
42	1	153-2304	JAM NUT - 1/4-20	EA
43	1	164-6031	ZTR CHAIN TENSIONER	EA
44	1	153-2078	FHMS - 1/4-20 X 3/4	EA
45	1	153-2102	KEYSTOCK - 3/16 X 1-1/4"	EA
46	1	164-6029	ZTR DRIVE SHAFT - RIGHT	EA
47	2	164-9003	SPROCKET - 40B10 (5/8")	EA
48	2	164-2004	SHCS - 10-24 X 1-1/2	EA
49	4	153-2035	BLIND RIVET WASHER - 3/16	EA
50	2	153-2208	LOCKNUT - 10-24 (NYLOK)	EA
51	1	164-6040	ZTR SHAFT SUPPORT	EA
52	1	158-6705	BUMPER WHEEL SIDE POST	EA



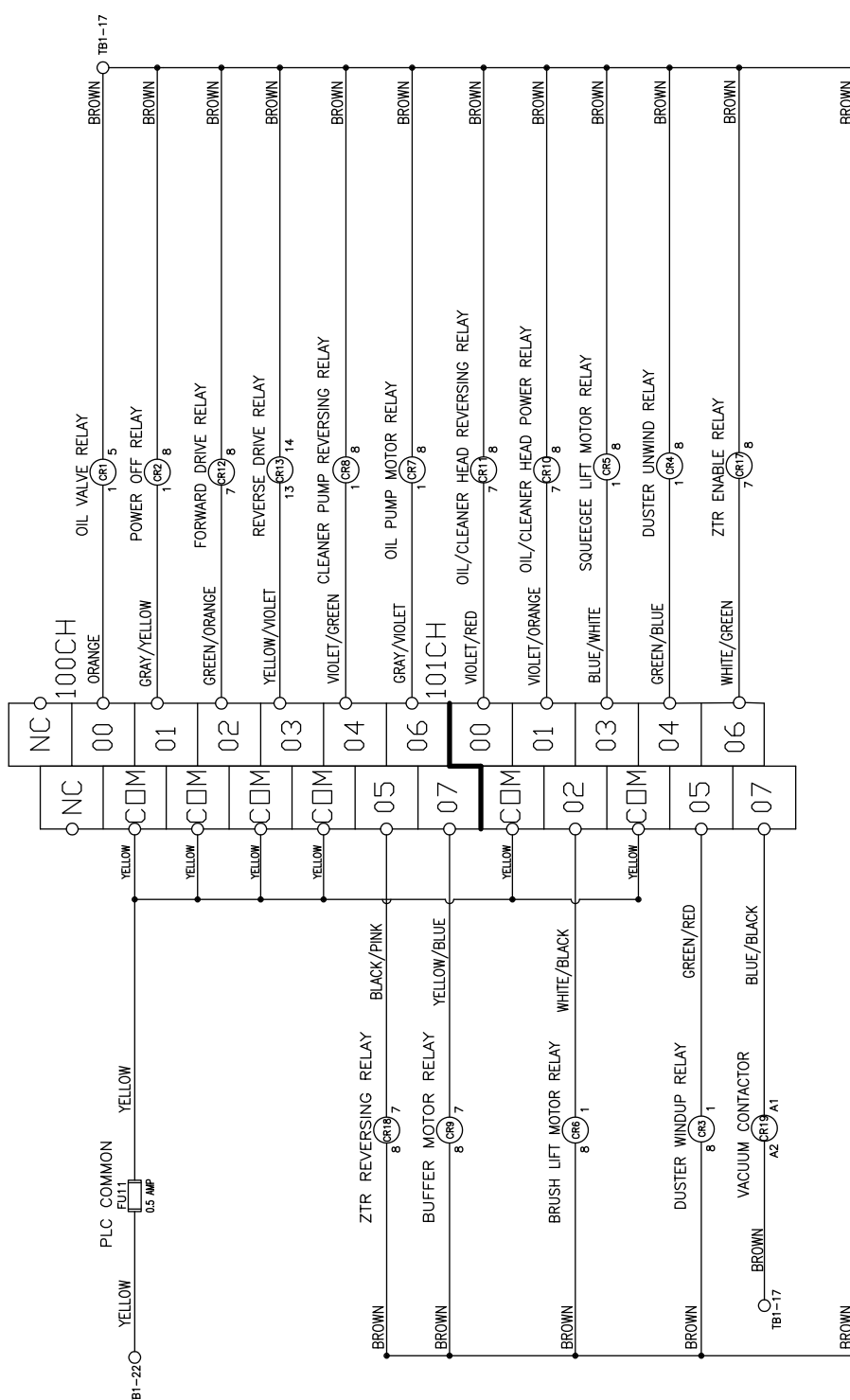
CHAPTER 9

IKON WALKER ELECTRICAL DRAWINGS

Terminal Block Wiring Layout.....	159
Output Wiring Layout	160
Input Wiring Layout.....	161
Speed Control Wiring Layout	162
Analog Wiring Layout.....	163
Motor Wiring Layout	164
Power Contactor and Relay Wiring Layout.....	165
Oil Pump Motor Wiring Layout	166
Oil and Cleaner Head Wiring Layout	167
Oil Valve Wiring Layout.....	168
Buffer Motor Wiring Layout	169
Brush Lift Motor Wiring Layout.....	170
Vacuum Motor Wiring Layout	171
Squeegee Motor & Switch Wiring Layout	172
Duster Unwind Motor & Switch Wiring Layout	173
Duster Windup Motor & Switch Wiring Layout.....	174
Cleaner Pump Wiring Layout	175
Oil Float & Cleaner Float Wiring Layout	176
Speed Tach & LDS Wiring Layout.....	177
LED Tank Light Wiring Layout.....	178
CR14 Whisker Control Relay Layout.....	179



OMRON
SYSMAC
CPIH
OUTPUTS



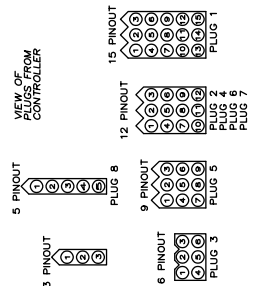
- 200
- 201
- 202
- 203
- 204
- 205
- 206
- 207
- 208
- 209
- 210
- 211
- 212
- 213
- 214
- 215
- 216
- 217
- 218

LEGEND

- CR1 - OIL VALVE RELAY
- CR2 - POWER OFF RELAY
- CR3 - DUSTER UNWIND MOTOR RELAY
- CR4 - DUSTER UNWIND MOTOR RELAY
- CR5 - SQUEEGEE LIFT MOTOR RELAY
- CR6 - BRUSH LIFT MOTOR RELAY
- CR7 - OIL PUMP MOTOR RELAY
- CR8 - CLEANER PUMP REVERSING RELAY
- CR9 - BUFFER MOTOR RELAY
- CR10 - OIL/CLEANER HEAD POWER RELAY
- CR11 - OIL/CLEANER HEAD REVERSING RELAY
- CR12 - REVERSE DRIVE MOTOR RELAY
- CR13 - FORWARD DRIVE MOTOR RELAY
- CR14 - VACUUM MOTOR CONTACTOR
- CR15 - MAIN POWER CONTACTOR

- FU1 - DRIVE MOTOR 7.5A
- FU2 - BUFFER MOTOR 12A/20A
- FU3 - VACUUM MOTOR 20A
- FU4 - DUSTER UNWIND 0.5A
- FU5 - DUSTER UNWIND 0.5A
- FU6 - SQUEEGEE MOTOR 3.2A
- FU7 - BRUSH LIFT MOTOR 1A
- FU8 - HEAD DRIVE MOTOR 4A
- FU9 - OIL PUMP MOTOR 0.5A
- FU10 - PLC INPUT POWER/L1 0.5A
- FU11 - PLC OUTPUT COMMON 0.5A
- FU12 - TOUCH SCREEN 0.5A
- FU13 - CLEANER PUMP 3.2A
- FU14 - C.V.R. POWER 25A/30A
- FU16 - LED LIGHT 1A

- PL1 - 10-PIN SIDE PLUG (15)
- PL2 - 10-PIN SIDE PLUG (12)
- PL3 - 10-PIN SIDE PLUG (6)
- PL4 - 7-PIN SIDE PLUG (12)
- PL5 - 7-PIN SIDE PLUG (9)
- PL6 - DRIVE SPEED BOARD PLUG (12)
- PL7 - CLEANER PUMP SPEED BOARD PLUG (12)
- PL8 - BUFFER MOTOR PLUG (5)
- CP1 - CHARGING PLUG BATTERY (BLUE)
- CP2 - CHARGING PLUG INSIDE (BLUE)
- CP3 - CHARGING PLUG OUTSIDE (BLUE)
- PP1 - POWER PLUG (RED)
- TB1 - TERMINAL BLOCK 1 (MAIN)
- TB2 - TERMINAL BLOCK 2 (10-PIN SIDE)
- TB3 - TERMINAL BLOCK 3 (7-PIN SIDE)



REV	DATE	DESCRIPTION
A	04/24/23	Changed Fuse Size & Wire Colors on Buffer CARH105

MATERIAL		KEGEL LLC
N/A		DESCRIPTION
OUTPUT WIRING SCHEMATIC		DO NOT SCALE DRAWING
DRAWN BY	DATE	SIZE
SLS	9-20-19	QTY/MACHINE PART NUMBER
APPROVED:	REV DATE	C
MD		N/A
DOC		SCALE
REV		N/A
		SHEET 3 OF 21

NOTE: PLC POWER IS POLARITY SENSITIVE

DMRON SYSMAC CPIH INPUTS

PLC POWER

FU10
0.5 AMP

RD TBI-15
BK TBI-10

YL PLC ANALOG DMS

RD TBI-15
BK TBI-10

RD TBI-15
BK TBI-10

RD TBI-15
BK TBI-10

RD TBI-15
BK TBI-10

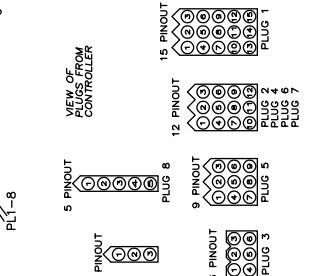

RD TBI-15
BK TBI-10

RD TBI-15
BK TBI-10

RD TBI-15
BK TBI-10

RD TBI-15
BK TBI-10

RD TBI-15
BK TBI-10



- PL1 - 10-PIN SIDE PLUG (15)
- PL2 - 10-PIN SIDE PLUG (12)
- PL3 - 10-PIN SIDE PLUG (6)
- PL4 - 7-PIN SIDE PLUG (12)
- PL5 - 7-PIN SIDE PLUG (9)
- PL6 - DRIVE SPEED BOARD PLUG (12)
- PL7 - CLEANER PUMP SPEED BOARD PLUG (12)
- PL8 - BUFFER MOTOR PLUG (5)

- FU1 - DRIVE MOTOR 7.5A
- FU2 - BUFFER MOTOR 12A/20A
- FU3 - VACUUM MOTOR 20A
- FU4 - DUSTER UNWIND 0.5A
- FU5 - DUSTER UNWIND 0.5A
- FU6 - SQUEEGEE MOTOR 3.2A
- FU7 - BRUSH LIFT MOTOR 3.2A
- FU8 - HEAD DRIVE MOTOR 1A
- FU9 - DIL PUMP MOTOR 4A
- FU10 - PLC INPUT POWER/L1 0.5A
- FU11 - PLC OUTPUT COMMON 0.5A
- FU12 - TOUCH SCREEN 0.5A
- FU13 - CLEANER PUMP 3.2A
- FU14 -
- FU15 - CVR POWER 25A/30A
- FU16 - LED LIGHT 1A

- CR1 - DIL VALVE RELAY
- CR2 - POWER OFF RELAY
- CR3 - DUSTER UNWIND MOTOR RELAY
- CR4 - DUSTER UNWIND MOTOR RELAY
- CR5 - SQUEEGEE LIFT MOTOR RELAY
- CR6 - SQUEEGEE LIFT MOTOR RELAY
- CR7 - DIL PUMP MOTOR RELAY
- CR8 - CLEANER PUMP REVERSING RELAY
- CR9 - BUFFER MOTOR RELAY
- CR10 - DIL/CLEANER HEAD POWER RELAY
- CR11 - DIL/CLEANER HEAD REVERSING RELAY
- CR12 - REVERSE DRIVE MOTOR RELAY
- CR13 - FORWARD DRIVE MOTOR RELAY
- CR14 - VACUUM MOTOR CONTACTOR
- CR15 - MAIN POWER CONTACTOR

LEGEND

REV	DATE	DESCRIPTION
A	04/24/23	Changed Fuse Size & Wire Colors on Buffer CARH405

MATERIAL	
QTY	DESCRIPTION
N/A	KEGEL LLC
DESCRIPTION	INPUT WIRING SCHEMATIC

DRAWN BY	DATE	DO NOT SCALE
SLS	9-20-19	DRAWING
APPROVED:	REV DATE	SIZE
MD		C
DOC NO	SCALE	SHEET
N/A	N/A	4 OF 21

REV	DATE	DESCRIPTION
A	04/24/23	Changed Fuse Size & Wire Colors on Buffer CARH405

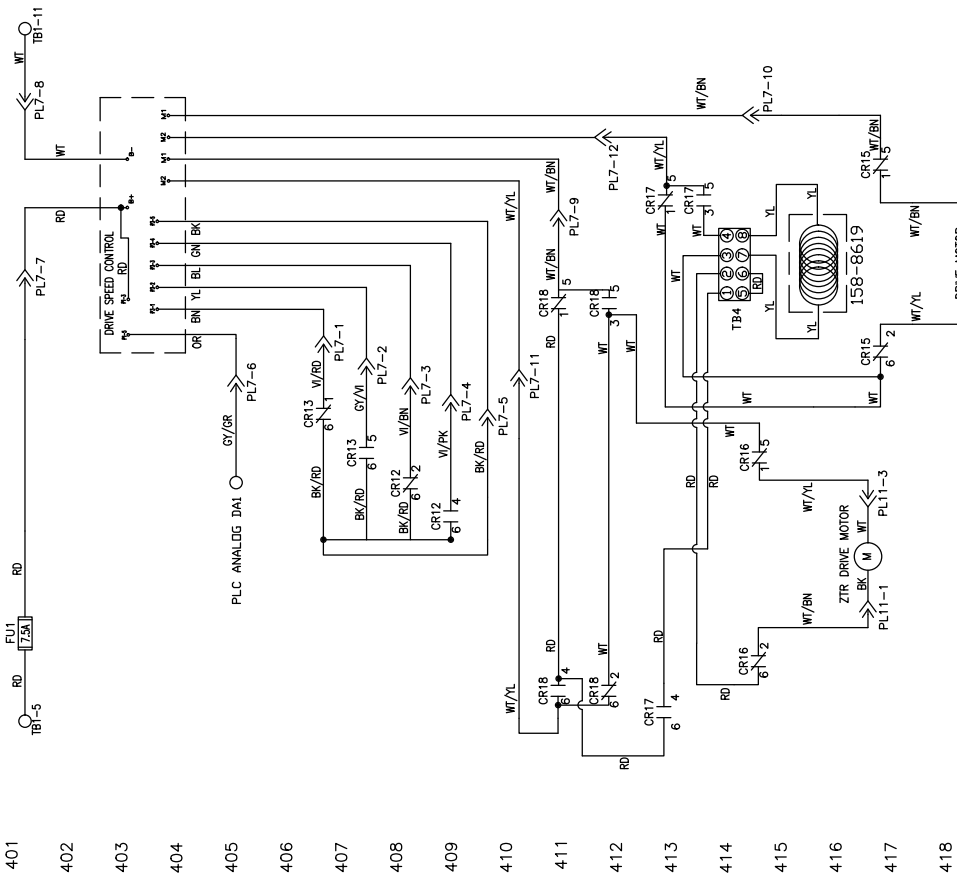
REV	DATE	DESCRIPTION
A	04/24/23	Changed Fuse Size & Wire Colors on Buffer CARH405

REV	DATE	DESCRIPTION
A	04/24/23	Changed Fuse Size & Wire Colors on Buffer CARH405

REV	DATE	DESCRIPTION
A	04/24/23	Changed Fuse Size & Wire Colors on Buffer CARH405

400 SCHEMATIC FOR RESISTOR WIRE ON MAIN DRIVE MOTOR

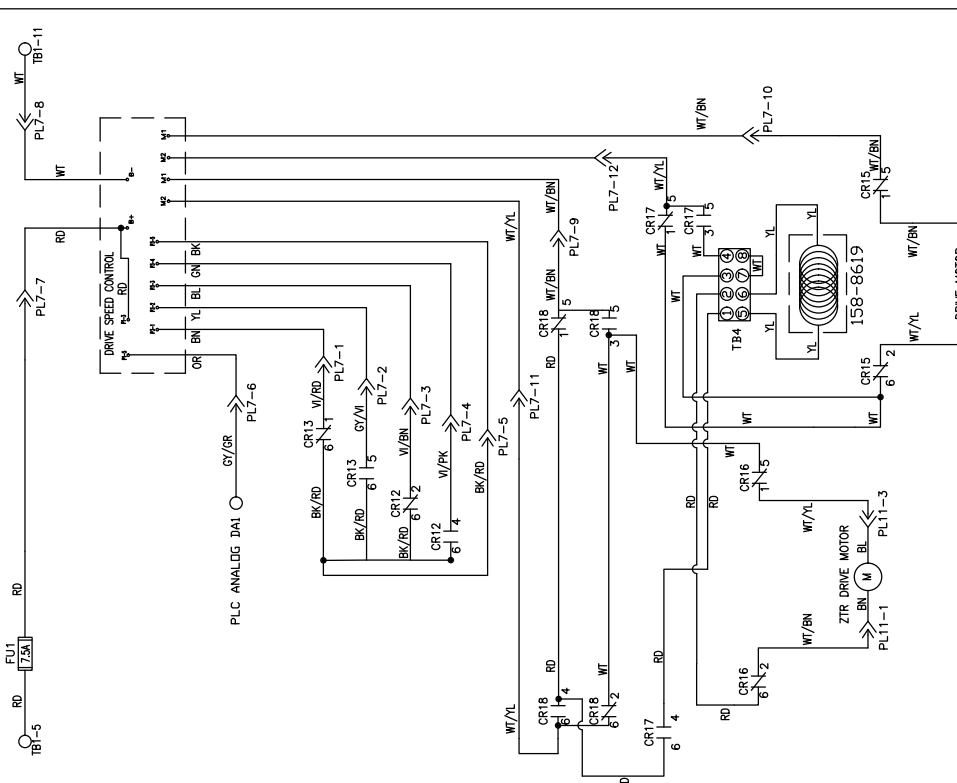
401 KEGEL P/N
154-1270



- 402
- 403
- 404
- 405
- 406
- 407
- 408
- 409
- 410
- 411
- 412
- 413
- 414
- 415
- 416
- 417
- 418
- LEGEND**
- CR1 - DIL VALVE RELAY
 - CR2 - POWER OFF RELAY
 - CR3 - DUSTER WINDUP MOTOR RELAY
 - CR4 - DUSTER UNWIND MOTOR RELAY
 - CR5 - SQUEEGEE LIFT MOTOR RELAY
 - CR6 - BRUSH LIFT MOTOR RELAY
 - CR7 - DIL PUMP MOTOR RELAY
 - CR8 - CLEANER PUMP REVERSING RELAY
 - CR9 - BUFFER MOTOR RELAY
 - CR10 - DIL/CLEANER HEAD POWER RELAY
 - CR11 - DIL/CLEANER HEAD REVERSING RELAY
 - CR12 - FORWARD DRIVE MOTOR RELAY
 - CR13 - REVERSE DRIVE MOTOR RELAY
 - CR14 - WHISKER CONTROL RELAY
 - CR15 - 7 PIN WHISKER RELAY
 - CR16 - 10 PIN WHISKER RELAY
 - CR17 - ZTR ENABLE RELAY
 - CR18 - ZTR REVERSING RELAY
 - CR19 - VACUUM MOTOR CONTACTOR
 - CR20 - MAIN POWER CONTACTOR
- FU1 - DRIVE MOTOR 7.5A
 - FU2 - BUFFER MOTOR 10A/20A
 - FU3 - VACUUM MOTOR 20A
 - FU4 - DUSTER UNWIND 0.5A
 - FU5 - DUSTER WINDUP 0.5A
 - FU6 - SQUEEGEE MOTOR 3.2A
 - FU7 - BRUSH LIFT MOTOR 3.2A
 - FU8 - HEAD DRIVE MOTOR 1A
 - FU9 - DIL PUMP MOTOR 4A
 - FU10 - DIL/CLEANER HEAD POWER/1.0.5A
 - FU11 - PLC OUTPUT COMMON 0.5A
 - FU12 - TOUCH SCREEN 0.5A
 - FU13 - CLEANER PUMP 3.2A
 - FU14 -
 - FU15 - CVR POWER 25A/30A
 - FU16 - LED LIGHT 1A
- PL1 - 10-PIN SIDE PLUG (15)
 - PL2 - 10-PIN SIDE PLUG (12)
 - PL3 - 10-PIN SIDE PLUG (6)
 - PL4 - 7-PIN SIDE PLUG (12)
 - PL5 - 7-PIN SIDE PLUG (9)
 - PL6 - 7-PIN SIDE PLUG (6)
 - PL7 - DRIVE SPEED BOARD PLUG (12)
 - PL8 - CLEANER PUMP SPEED BOARD PLUG (12)
 - PL9 - BUFFER MOTOR PLUG (5)
 - PL10 - 10-PIN SIDE DRIVE MOTOR PLUG (3)
 - PL11 - 7-PIN SIDE DRIVE MOTOR PLUG (3)
 - CP1 - CHARGING PLUG BATTERY (BLUE)
 - CP2 - CHARGING PLUG INSIDE (BLUE)
 - CP3 - CHARGING PLUG OUTSIDE (BLUE)
 - PP1 - POWER PLUG (RED)
 - TBI - TERMINAL BLOCK 1 (MAIN)
 - TB2 - TERMINAL BLOCK 2 (10-PIN SIDE)
 - TB3 - TERMINAL BLOCK 3 (7-PIN SIDE)
 - TB4 - TERMINAL BLOCK 4 (PC PLATE)

420 SCHEMATIC FOR RESISTOR WIRE ON ZTR DRIVE MOTOR

421 KEGEL P/N
154-1270

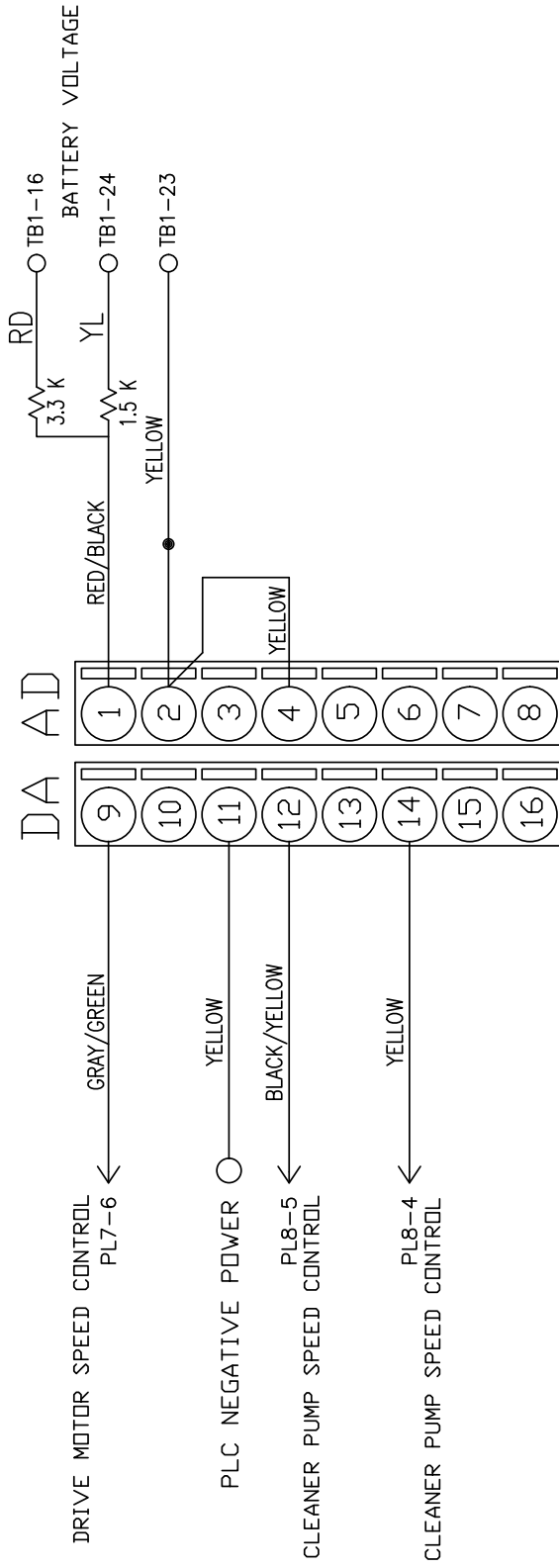


- 422
- 423
- 424
- 425
- 426
- 427
- 428
- 429
- 430
- 431
- 432
- 433
- 434
- 435
- 436
- 437
- 438
- VIEW OF MAIN CONTACTOR**
- 5 PINOUT
 - 6 PINOUT
 - 9 PINOUT
 - 12 PINOUT
 - 15 PINOUT
- PLUG 1
 - PLUG 2
 - PLUG 3
 - PLUG 4
 - PLUG 5
 - PLUG 6
 - PLUG 7
 - PLUG 8
 - PLUG 9
 - PLUG 10
 - PLUG 11

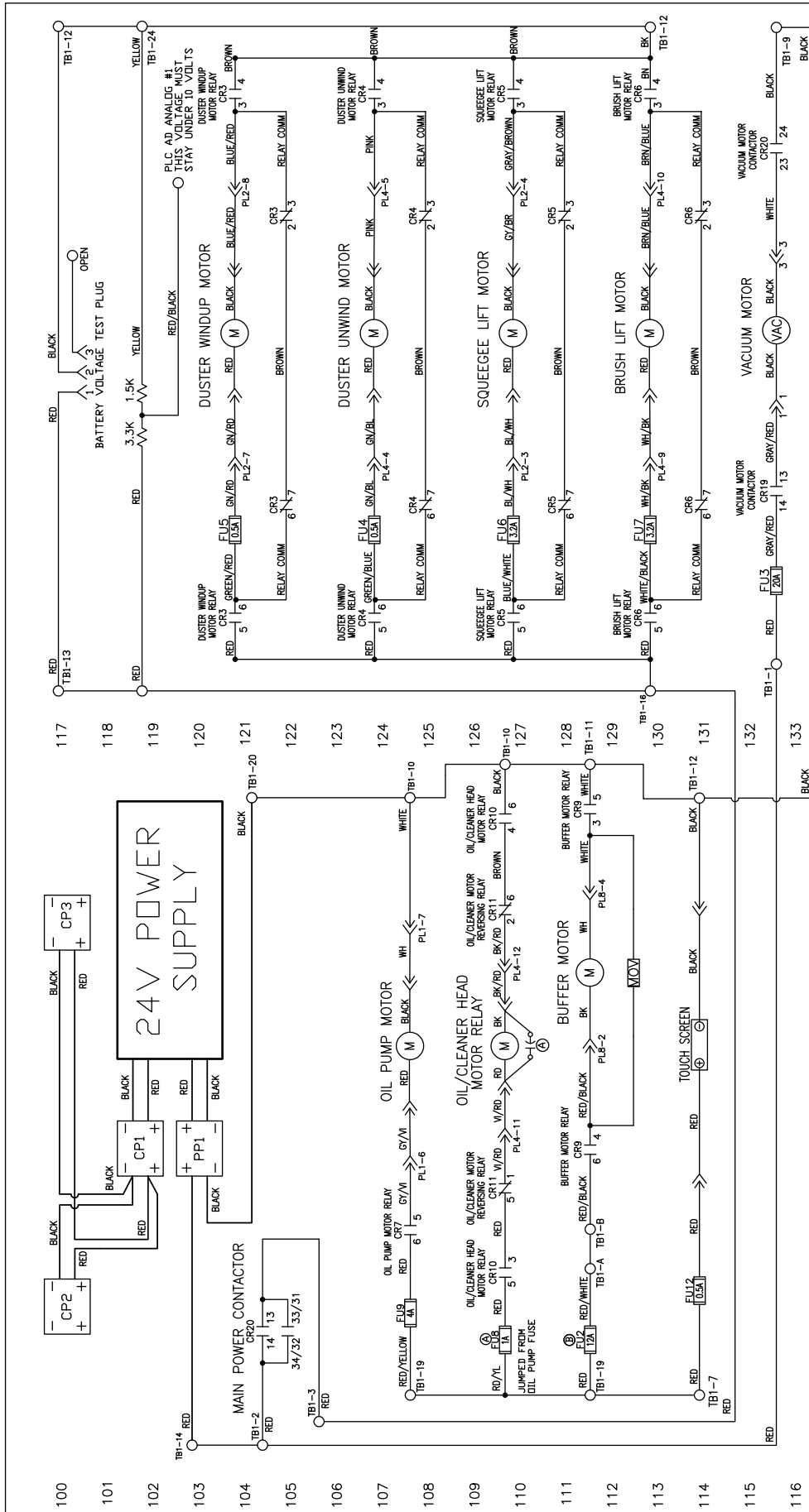
MATERIAL		N/A	
DESCRIPTION		SPEED CONTROL SCHEMATIC	
DRAWN BY	SLS	DATE	9-20-19
APPROVED:	TW	REV DATE	
SIZE	C	QTY/MACHINE/PART NUMBER	N/A
SCALE	N/A	SHEET	5 OF 21

1851 LONGLEAP BLVD.	KEGEL LLC
LAKE WALKER, TX 75869	DO NOT SCALE DRAWING
(866) 794-0600	17-6400

BUILT IN PLC ANALOG



MATERIAL		KEGEL LLC		1951 LONGLEAF BLVD. LAKE WALES, FL 33869 (888) 784-0200	
N/A		DESCRIPTION			
DRAWN BY		ANALOG WIRING SCHEMATIC			
DATE		DO NOT SCALE DRAWING			
SLS		SIZE			
9-20-19		QTY/MACHINE		PART NUMBER	
APPROVED:		A		N/A	
TW		N/A		17-6400	
DOC		SCALE		SHEET	
REV		N/A		6 OF 21	



- LEGEND**
- CR1 - OIL VALVE RELAY
 - CR2 - POWER OFF RELAY
 - CR3 - DUSTER WINDUP MOTOR RELAY
 - CR4 - DUSTER UNWIND MOTOR RELAY
 - CR5 - SQUEEGEE LIFT MOTOR RELAY
 - CR6 - BRUSH LIFT MOTOR RELAY
 - CR7 - OIL PUMP MOTOR RELAY
 - CR8 - CLEANER PUMP REVERSING RELAY
 - CR9 - BUFFER MOTOR RELAY
 - CR10 - OIL/CLEANER HEAD POWER RELAY
 - CR11 - OIL/CLEANER HEAD REVERSING RELAY
 - CR12 - REVERSE DRIVE MOTOR RELAY
 - CR13 - FORWARD DRIVE MOTOR RELAY
 - CR14 - VACUUM MOTOR CONTACTOR
 - CR15 - MAIN POWER CONTACTOR

- FU1 - DRIVE MOTOR 7.5A
- FU2 - BUFFER MOTOR 12A/20A
- FU3 - VACUUM MOTOR 20A
- FU4 - DUSTER UNWIND 0.5A
- FU5 - DUSTER WINDUP 0.5A
- FU6 - SQUEEGEE MOTOR 3.2A
- FU7 - BRUSH LIFT MOTOR 3.2A
- FU8 - HEAD DRIVE MOTOR 1A
- FU9 - OIL PUMP MOTOR 4A
- FU10 - PLC INPUT POWER 1.1 0.5A
- FU11 - PLC OUTPUT COMMON 0.5A
- FU12 - TOUCH SCREEN 0.5A
- FU13 - CLEANER PUMP 3.2A
- FU14 - CLEANER PUMP 3.2A
- FU15 - CVR POWER 25A/30A
- FU16 - LED LIGHT 1A

- PL1 - 10-PIN SIDE PLUG (15)
- PL2 - 10-PIN SIDE PLUG (12)
- PL3 - 10-PIN SIDE PLUG (6)
- PL4 - 7-PIN SIDE PLUG (12)
- PL5 - 7-PIN SIDE PLUG (9)
- PL6 - DRIVE SPEED BOARD PLUG (12)
- PL7 - CLEANER PUMP SPEED BOARD PLUG (5)
- PL8 - BUFFER MOTOR PLUG (5)

- CP1 - CHARGING PLUG BATTERY (BLUE)
- CP2 - CHARGING PLUG INSIDE (BLUE)
- CP3 - CHARGING PLUG OUTSIDE (BLUE)
- PP1 - POWER PLUG (RED)
- TB1 - TERMINAL BLOCK 1 (MAIN)
- TB2 - TERMINAL BLOCK 2 (40-PIN SIDE)
- TB3 - TERMINAL BLOCK 3 (7-PIN SIDE)

REV	DATE	DESCRIPTION
A	08/22/22	Added a 10uF Capacitor CARH 51
B	04/24/23	Changed Fuse Size & Wire Colors on Buffer CARH105

MATERIAL
N/A

DESCRIPTION
MOTOR WIRING SCHEMATIC

1991 LONGJAP BLDG
NO. 100
(863) 734-0200

DRAWN BY: SLS
DATE: 9-20-19

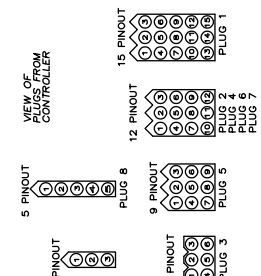
APPROVED: [Signature]
REV DATE: [Blank]

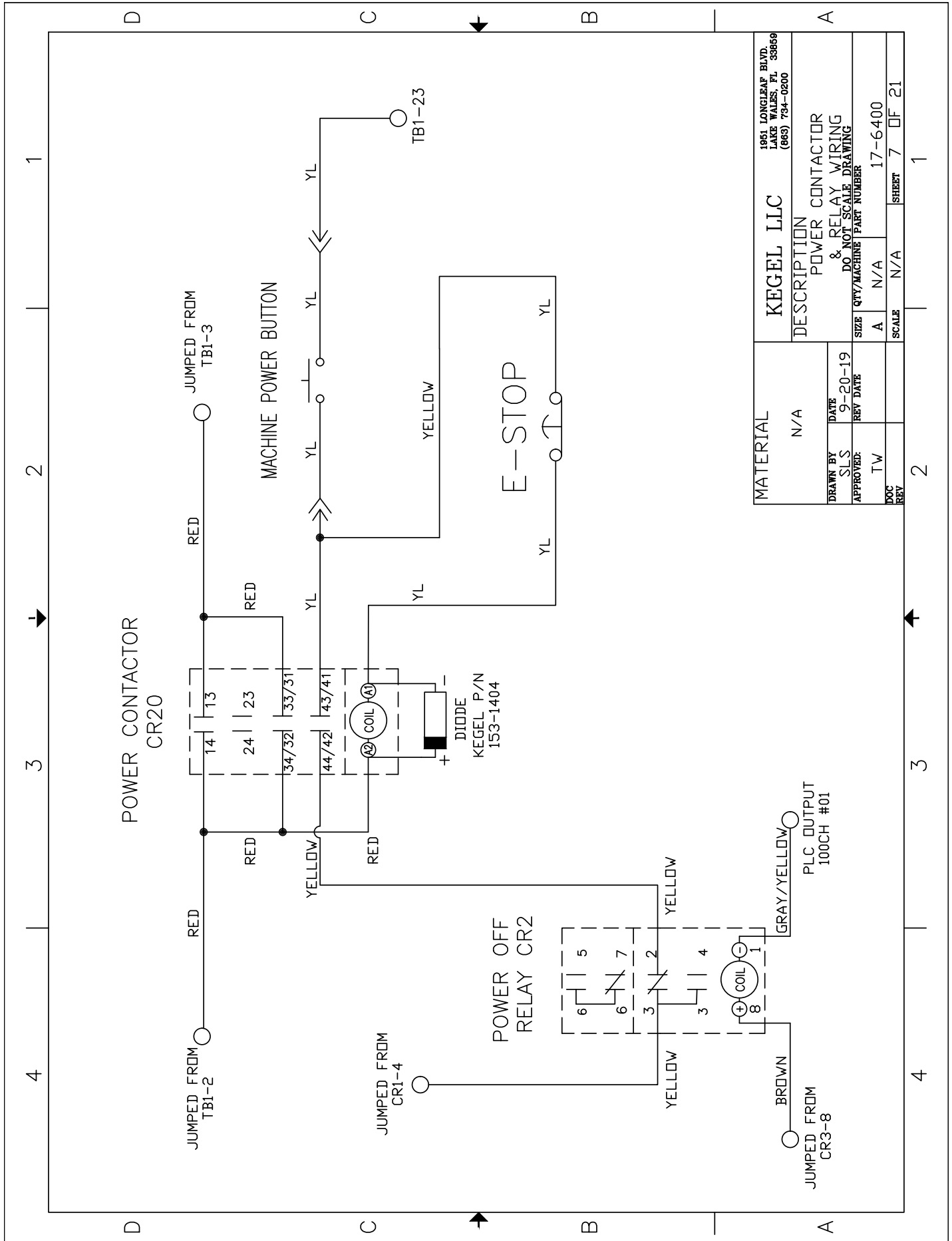
SIZE: C
QTY/MACHINE PART NUMBER: N/A

SCALE: N/A

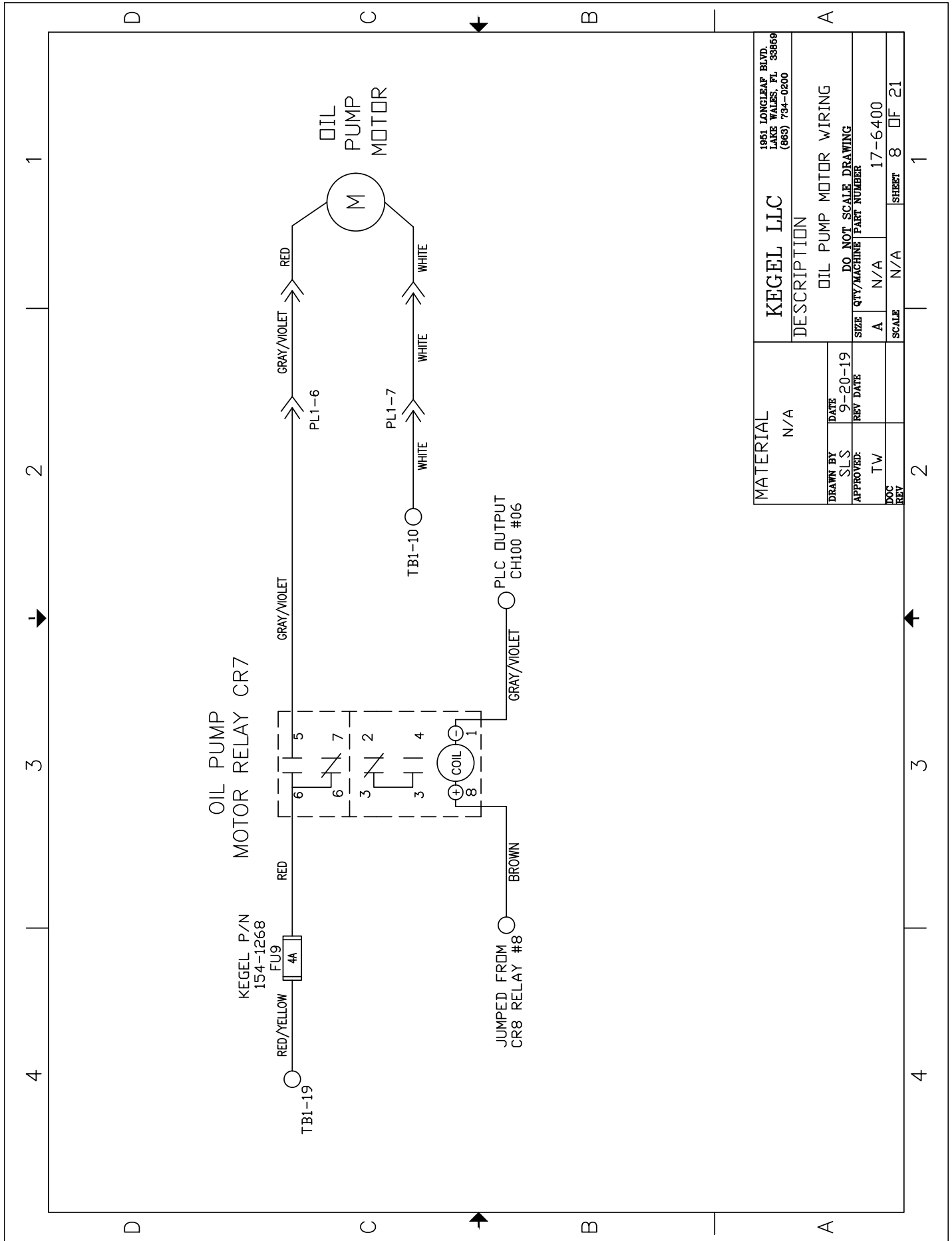
17-6400

SHEET 2 OF 21





MATERIAL		KEGEL LLC		1951 LONGLEAF BLVD. LAKE WALES, FL 33869 (888) 784-0200	
N/A		DESCRIPTION		POWER CONTACTOR	
DRAWN BY	DATE	SLS		9-20-19	
APPROVED:	REV DATE	T/W		N/A	
DOC REV	SCALE	N/A		SHEET 7 OF 21	
		N/A		17-6400	



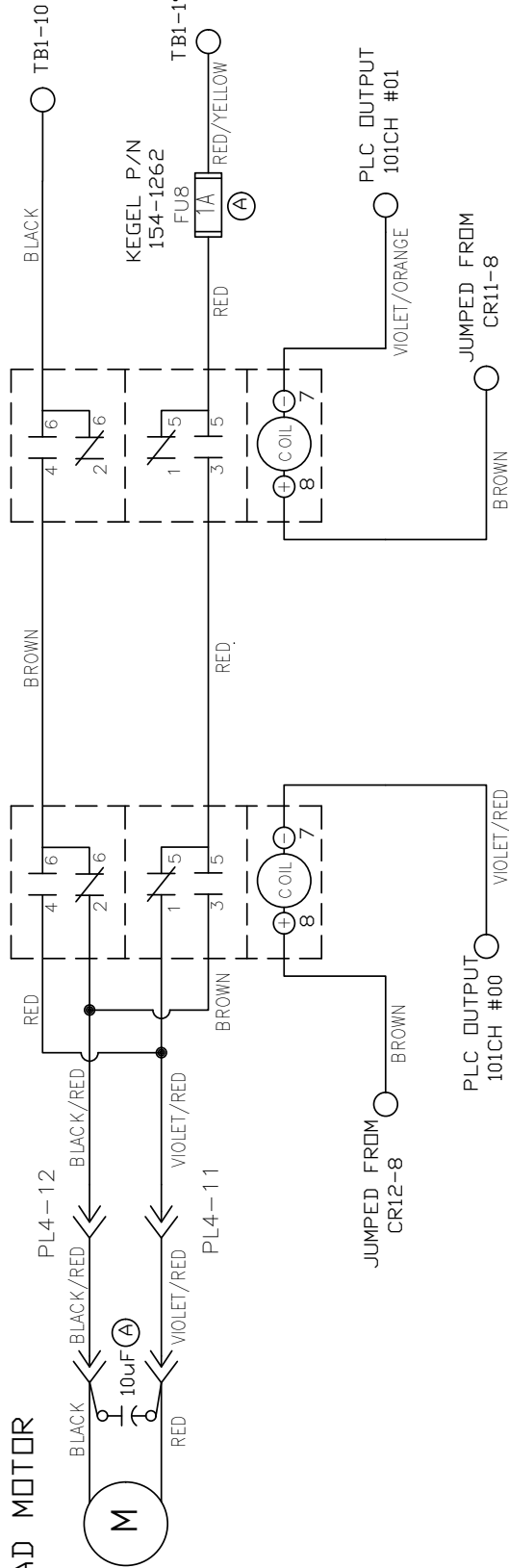
MATERIAL	N/A	1951 LONGLEAF BLVD. LAKE WALES, FL 33869 (888) 784-0200
DESCRIPTION	OIL PUMP MOTOR WIRING	
DATE	9-20-19	DO NOT SCALE DRAWING
REV	TW	SIZE QTY/MACHINE PART NUMBER
DOC	REV	A N/A 17-6400
SCALE	N/A	SHEET 8 OF 21

REV LTR	DATE	DESCRIPTION
A	08/22/22	Added a 10uF Capacitor CAR# 51

OIL/CLEANER MOTOR REVERSING RELAY CR11

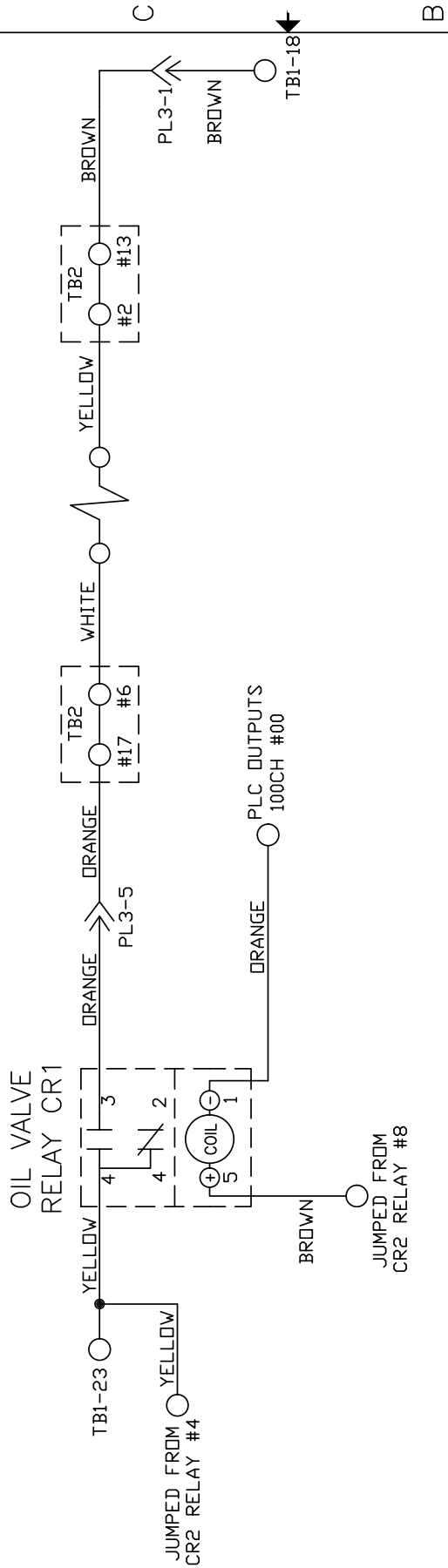
OIL/CLEANER HEAD MOTOR RELAY CR10

OIL/CLEANER HEAD MOTOR

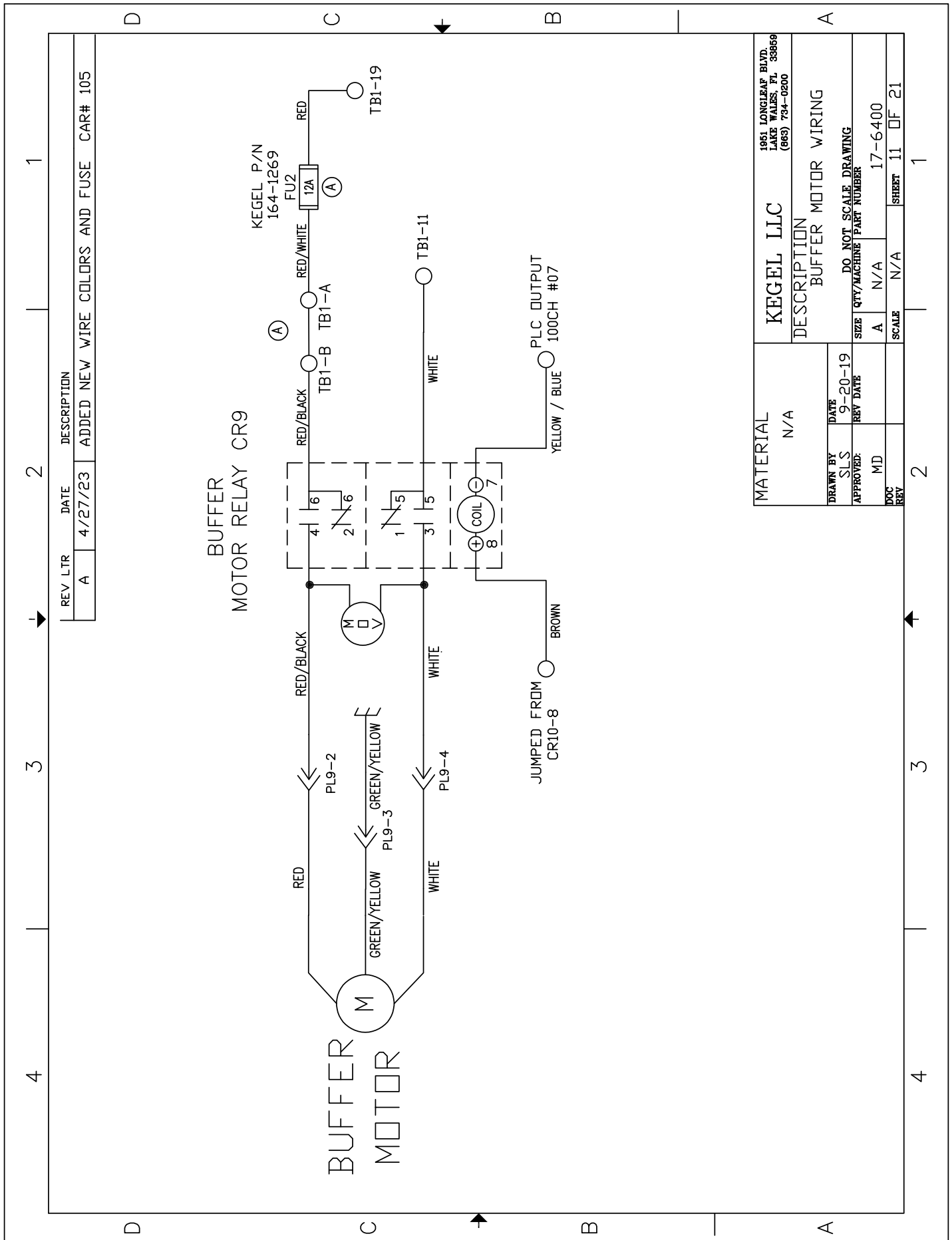


MATERIAL	KEGEL LLC 1951 LONGLEAF BLVD. LAKE WALES, FL 33858 (866) 734-0200		
N/A	DESCRIPTION		
DRAWN BY	DATE	DO NOT SCALE DRAWING	
SLS	9-20-19	SIZE QTY/MACHINE PART NUMBER	
APPROVED:	REV DATE	A	N/A
TW		SCALE	N/A
DOC REV		SHEET	9 OF 21

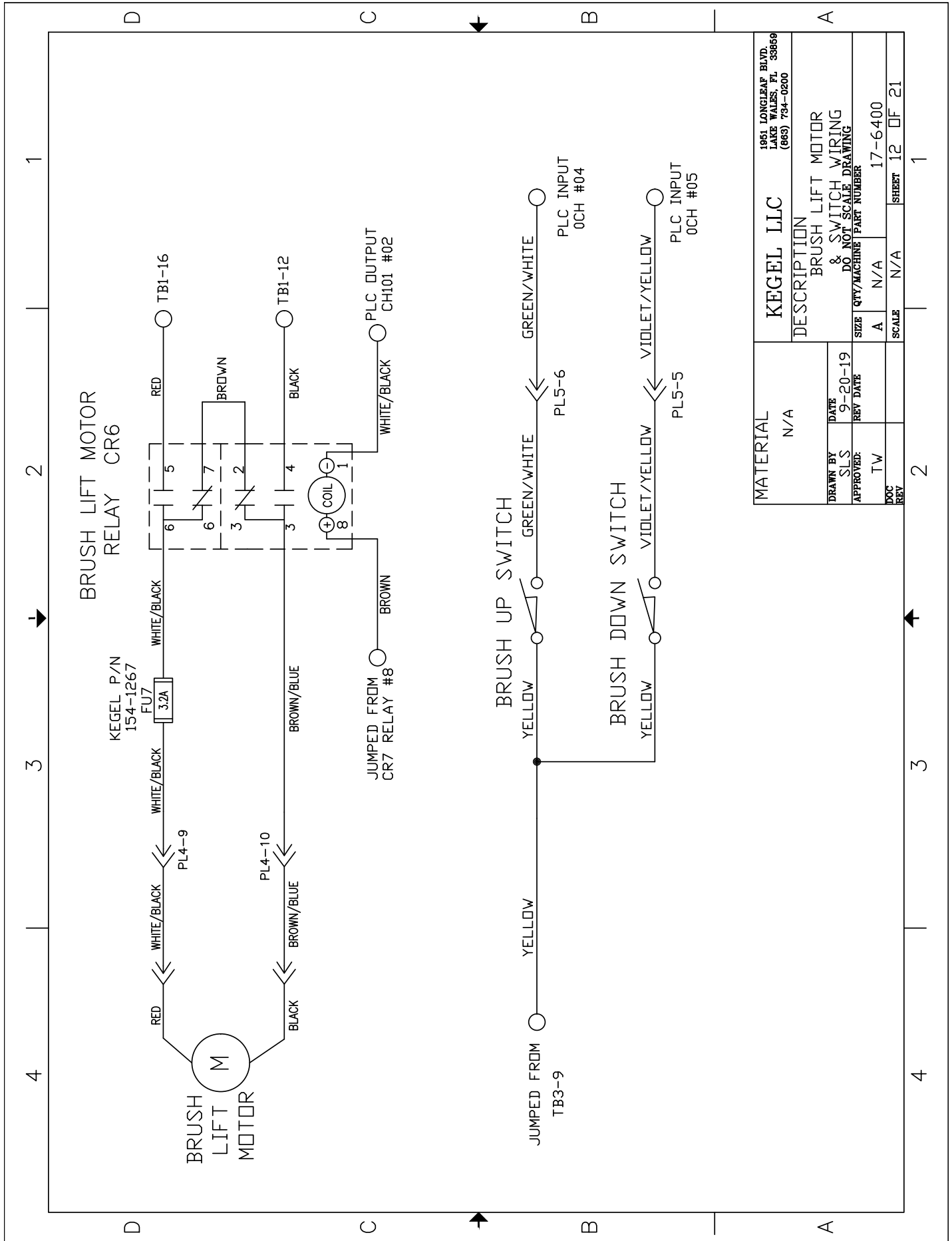
OIL VALVE

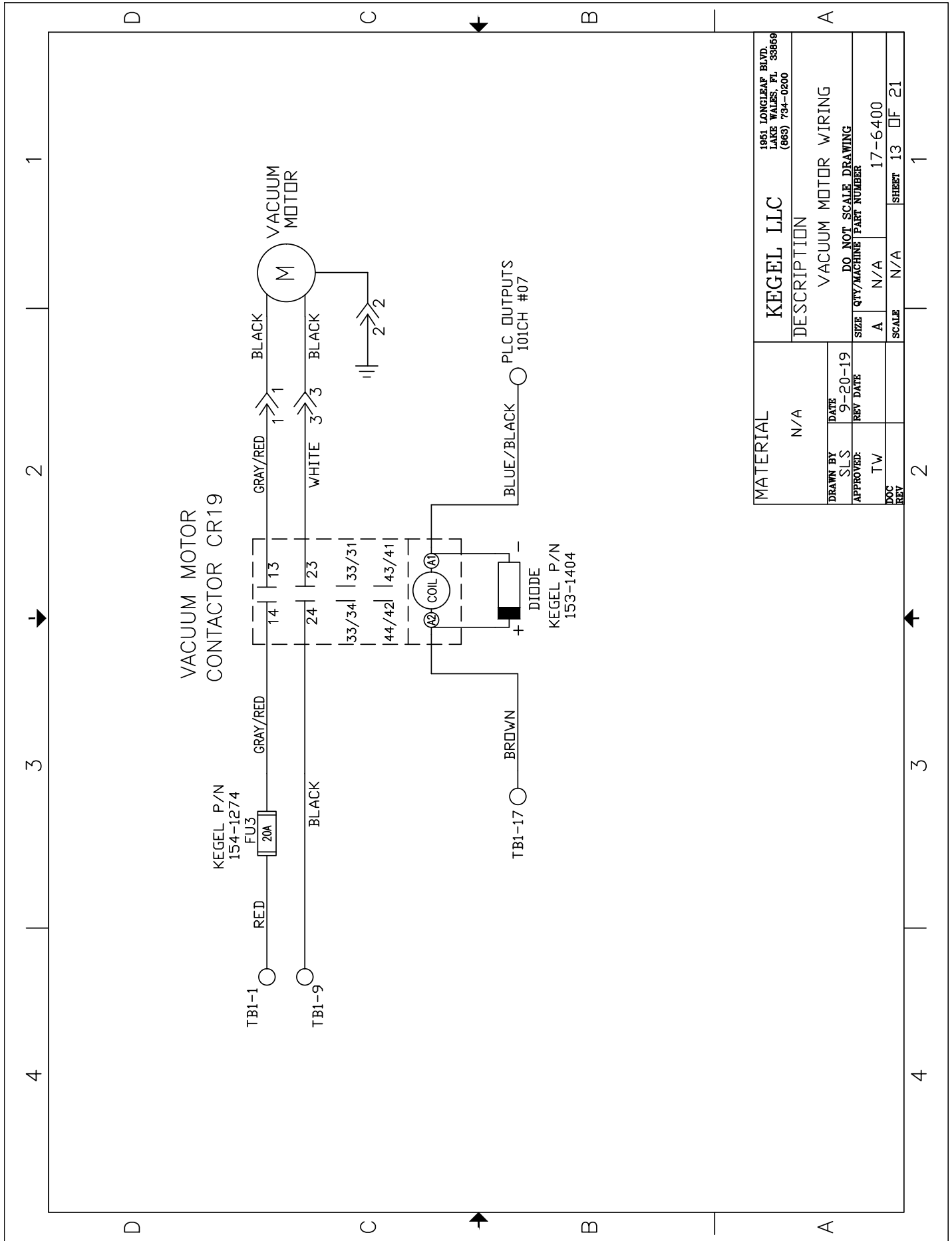


MATERIAL		1951 LONCLARE BLVD. LAKE WALES, FL 33869 (888) 734-0200	
DESCRIPTION		OIL VALVE RELAY WIRING	
DO NOT SCALE DRAWING	DO NOT SCALE DRAWING	DO NOT SCALE DRAWING	DO NOT SCALE DRAWING
SIZE	QTY/MACHINE	PART NUMBER	
A	N/A	17-6400	
SCALE	N/A	SHEET	10 OF 21
DATE	9-20-19		
DRAWN BY	SLS		
APPROVED:	TW		
DOC REV			

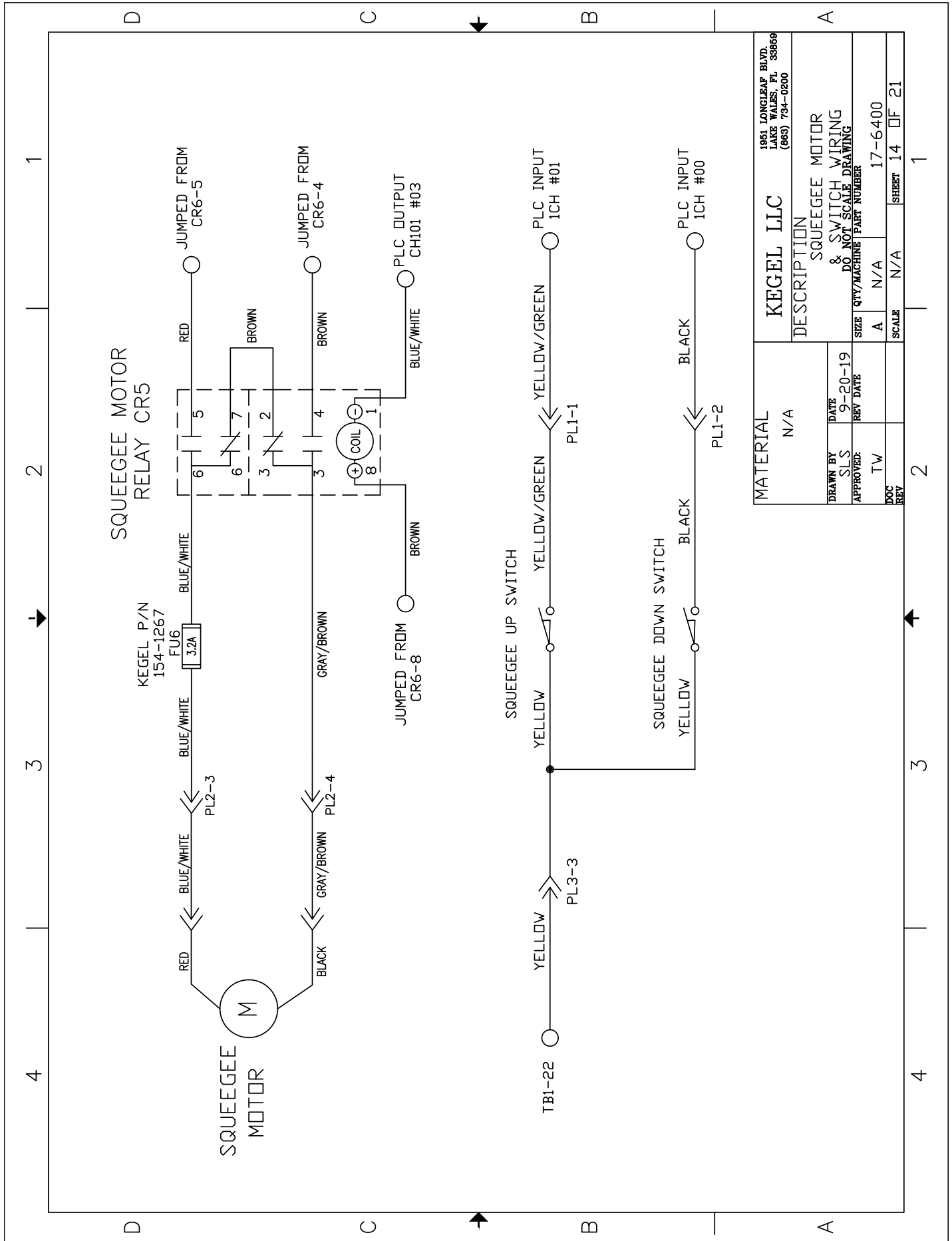


MATERIAL	N/A	1951 LONGLEAF BLVD.
DESCRIPTION	KEGEL LLC	LAKE WALES, FL 33869
DATE	9-20-19	(888) 784-0200
REV DATE		
DO NOT SCALE DRAWING		
DO NOT SCALE DRAWING		
DO NOT SCALE DRAWING		
DO NOT SCALE DRAWING		
SCALE	N/A	SHEET 11 OF 21
SCALE	N/A	SHEET 11 OF 21



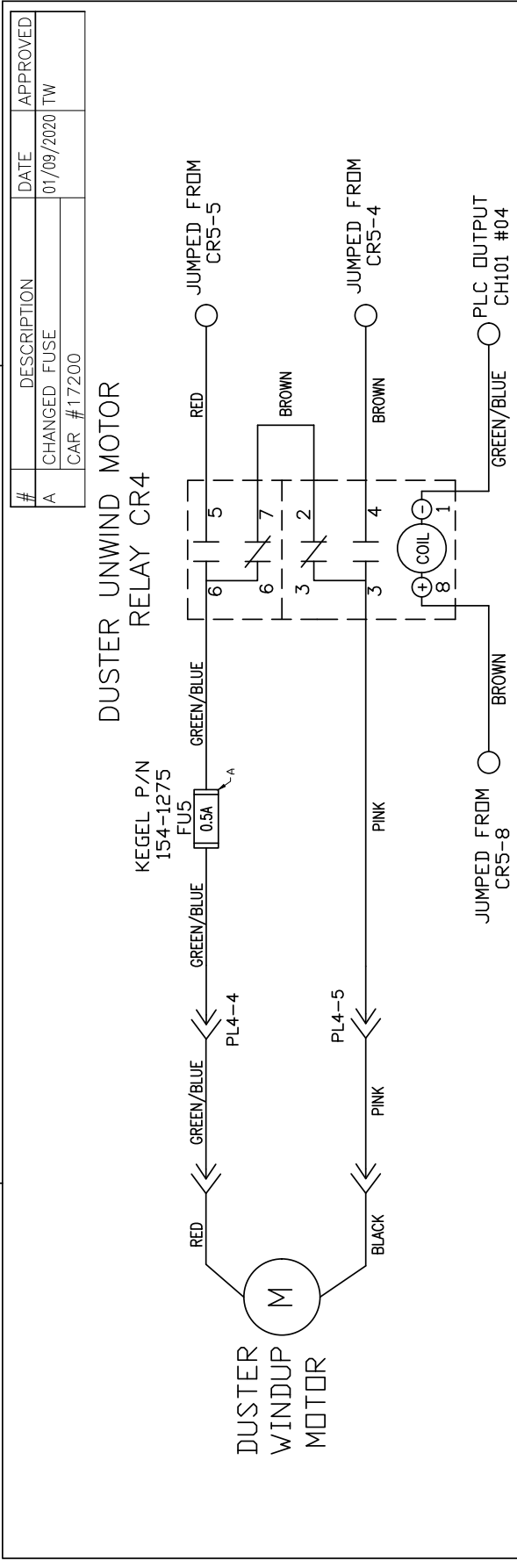


MATERIAL		KEGEL LLC		1951 LONGLEAF BLVD. LAKE WALES, FL 33869 (888) 784-0200	
N/A		DESCRIPTION			
DRAWN BY		DATE		VACUUM MOTOR WIRING	
SLS		9-20-19		DO NOT SCALE DRAWING	
APPROVED:		REV DATE		SIZE QTY/MACHINE PART NUMBER	
TW				A N/A 17-6400	
DOC REV				SCALE N/A SHEET 13 OF 21	

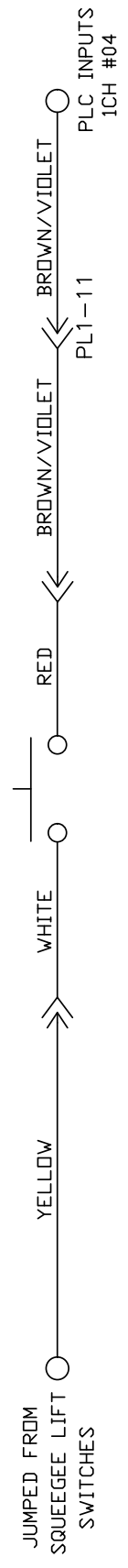


MATERIAL		N/A	
1951 LONCLARE BLVD. LAKE WALES, FL 33869 (888) 784-0200			
DESCRIPTION SQUEEGEE MOTOR			
DO NOT SCALE DRAWING			
DRAWN BY	DATE	SIZE	QTY/MACHINE PART NUMBER
SLS	9-20-19	A	N/A
APPROVED:	REV DATE	SCALE	N/A
TW			17-6400
DOC REV		SHEET	14 OF 21

4 3 2 1

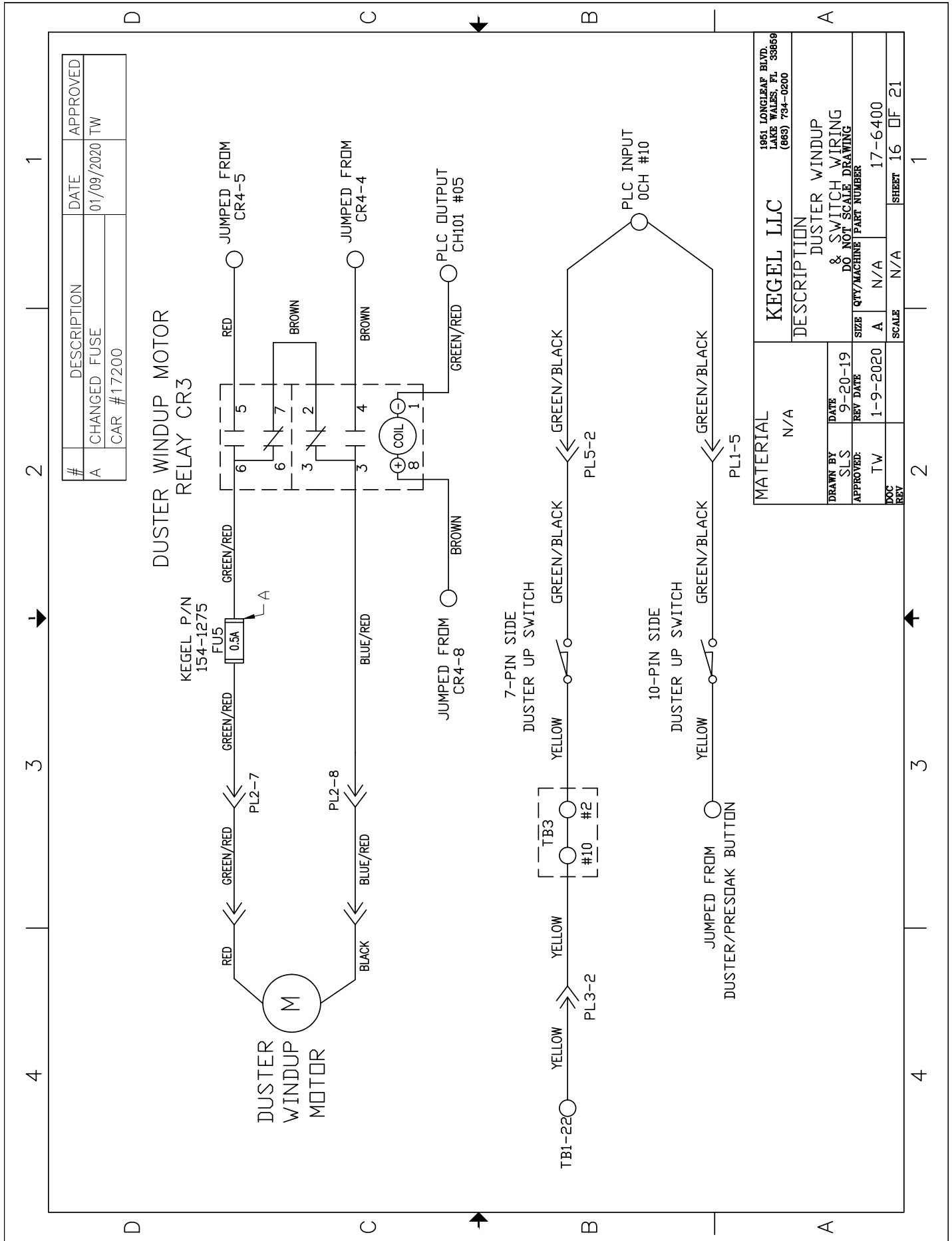


DUSTER/PRESOAK BUTTON



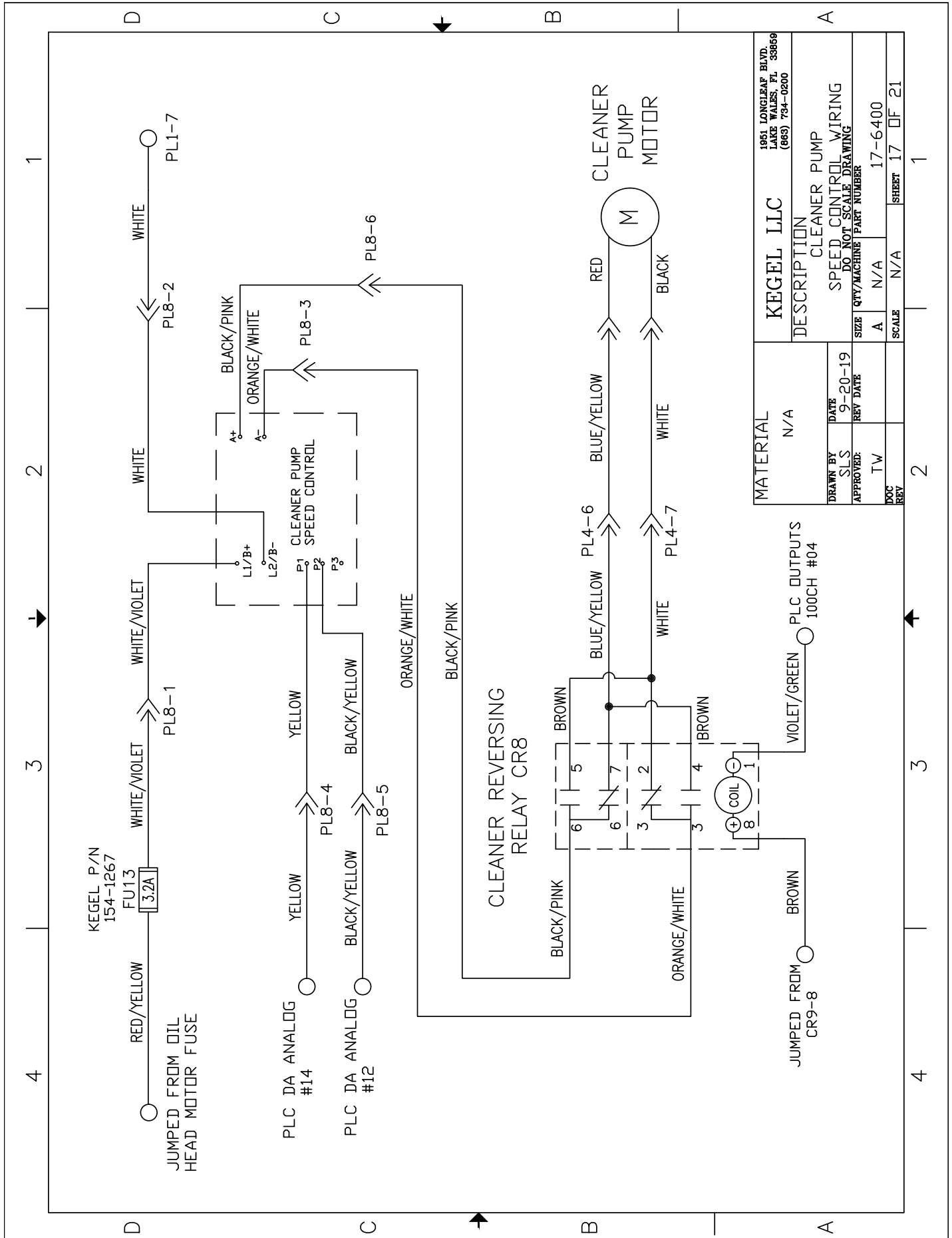
MATERIAL	N/A	DESCRIPTION	1951 LONCLARE BLVD. LAKE WALES, FL 33869 (888) 734-0200
DRAWN BY	SLS	DATE	9-20-19
APPROVED:	TW	REV DATE	1-9-2020
DOC REV		SIZE	A
		QTY/MACHINE	N/A
		SCALE	N/A
		SHEET	15 OF 21

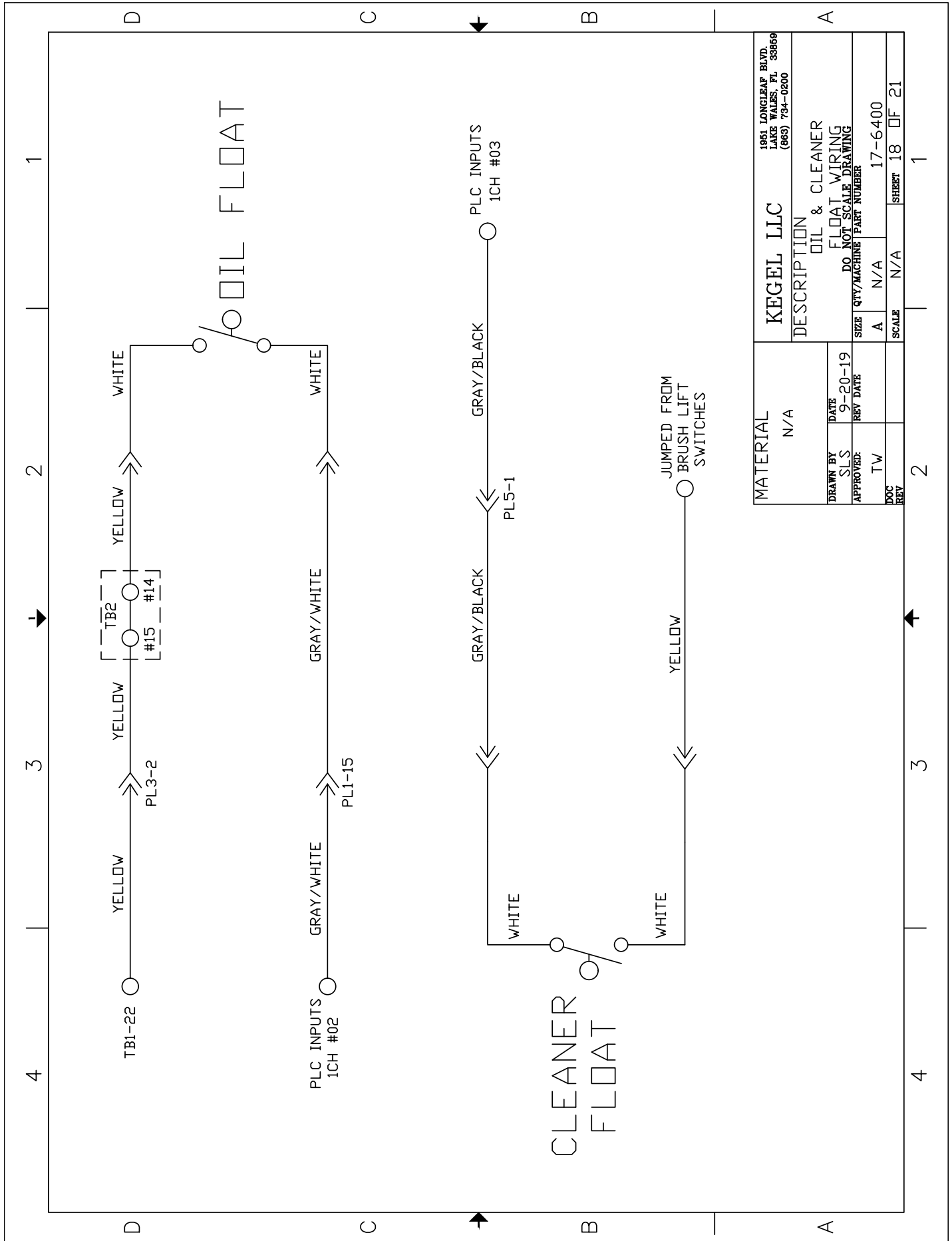
4 3 2 1



#	DESCRIPTION	DATE	APPROVED
A	CHANGED FUSE CAR #17200	01/09/2020	TW

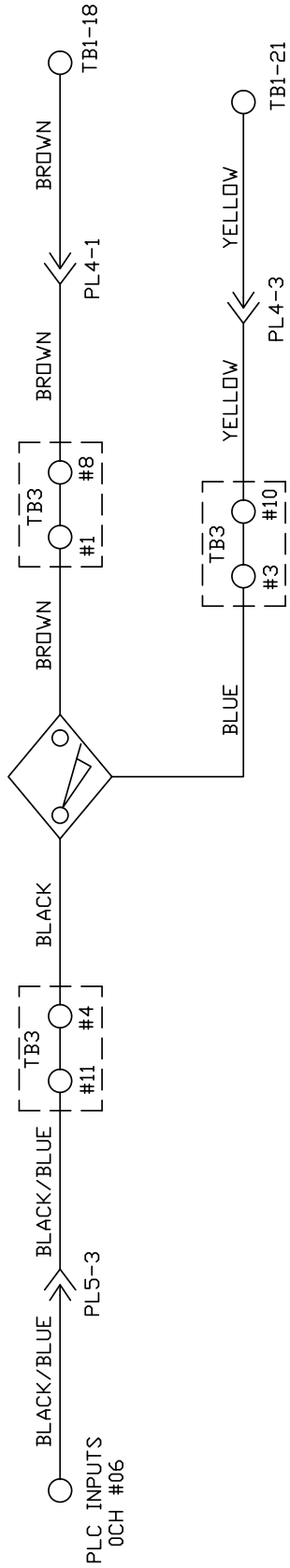
MATERIAL N/A		KEGEL LLC 1954 LONCLARE BLVD. LAKE WALES, FL 33869 (888) 784-0200	
DESCRIPTION DUSTER WINDUP			
DUSTER WINDUP & SWITCH WIRING DO NOT SCALE DRAWING			
DRAWN BY SLS	DATE 9-20-19	SIZE A	QTY/MACHINE PART NUMBER N/A
APPROVED: TW	REV DATE 1-9-2020	SCALE N/A	REV 17-6400
DOC REV		SHEET 16	OF 21



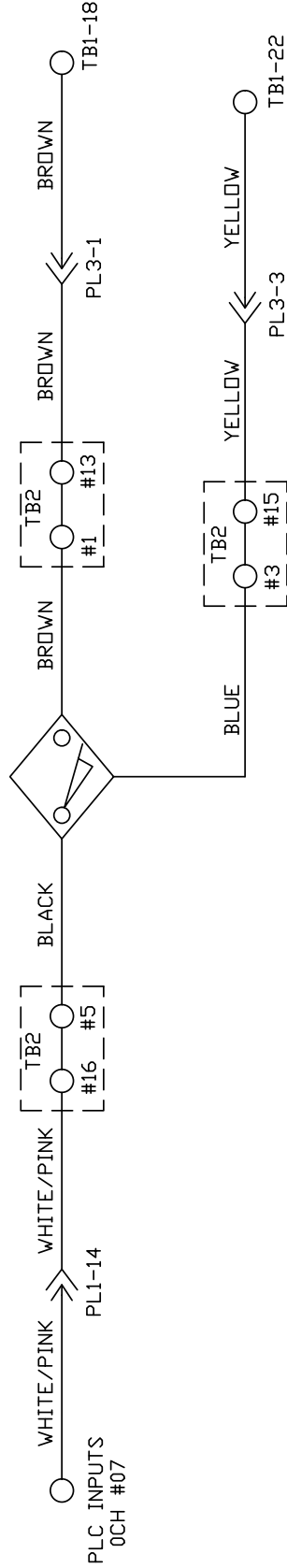


MATERIAL		KEGEL LLC		1951 LONCLARE BLVD. LAKE WALES, FL 33869 (888) 784-0200	
N/A		DESCRIPTION		OIL & CLEANER FLOAT WIRING	
DRAWN BY	DATE	DO NOT SCALE DRAWING		SIZE	
SLS	9-20-19	QTY/MACHINE	PART NUMBER	A	N/A
APPROVED:	REV DATE			SCALE	N/A
TW				SHEET	18 OF 21
DOC					
REV					

SPEED TACH PROX

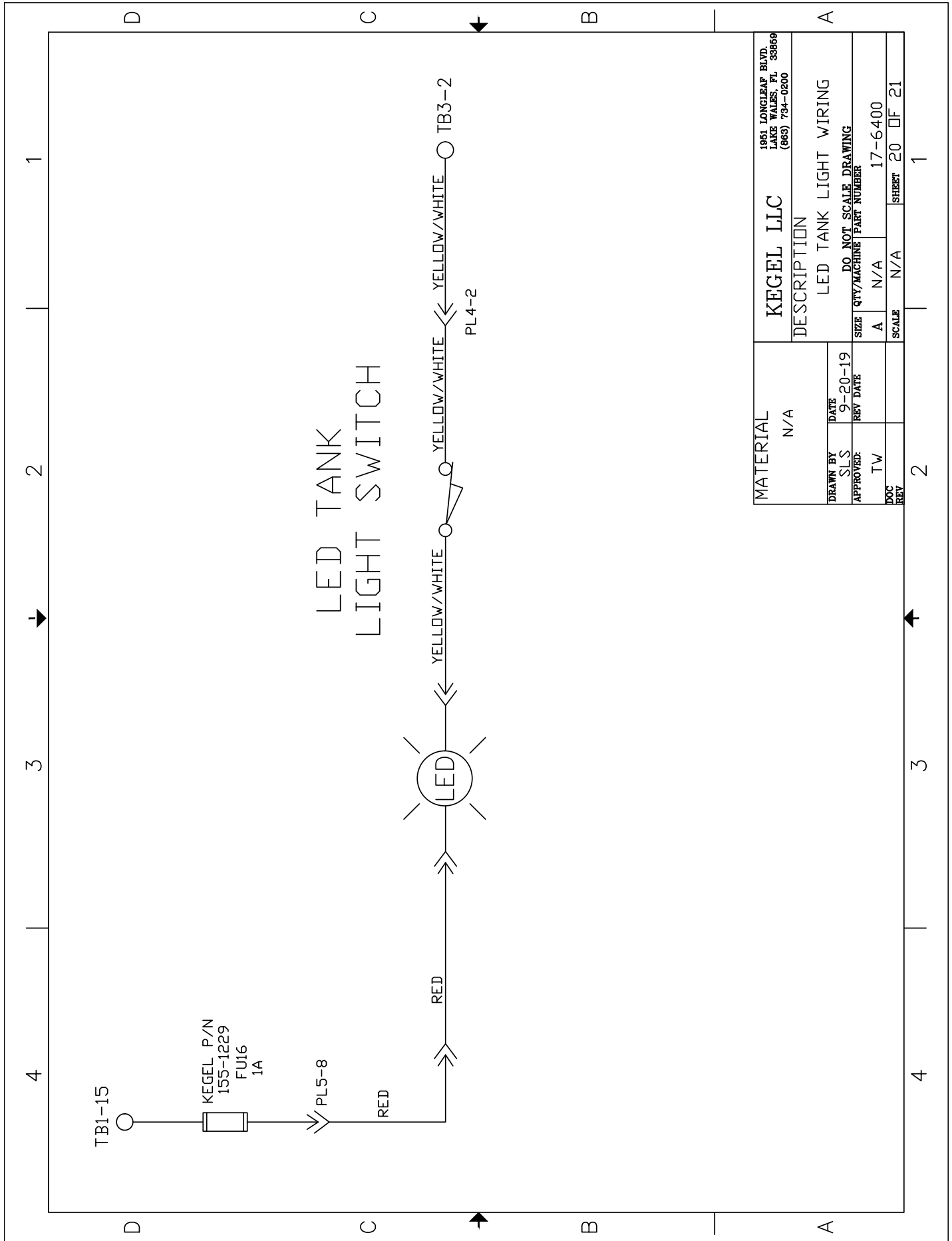


LANE DISTANCE PROX



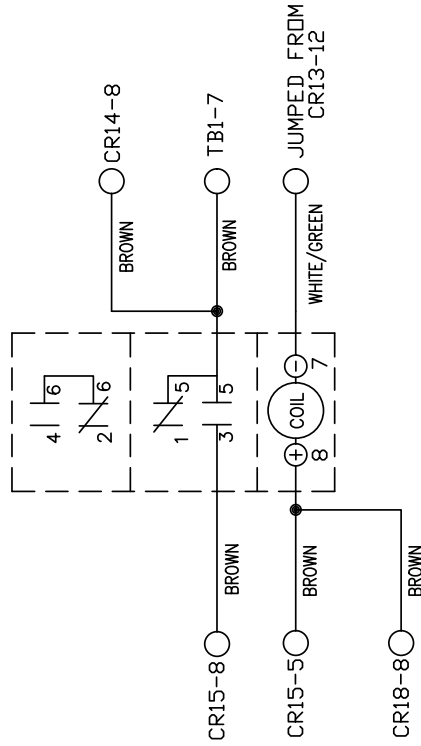
MATERIAL		N/A	
DRAWN BY	DATE	DESCRIPTION	
SLS	9-20-19	SPEED TACH & LANE DISTANCE WIRING	
APPROVED:	REV DATE	DO NOT SCALE DRAWING	
TW		SIZE	QTY/MACHINE PART NUMBER
		A	N/A 17-6400
DOC REV		SCALE	N/A
			SHEET 19 OF 21

1951 LONCLARE BLVD.
LAKE WALES, FL 33869
(888) 784-0200



MATERIAL		KEGEL LLC		1951 LONGLEAF BLVD. LAKE WALES, FL 33869 (888) 734-0200	
N/A		DESCRIPTION			
DRAWN BY		LED TANK LIGHT WIRING			
DATE		DO NOT SCALE DRAWING			
SLS		SIZE			
9-20-19		QTY/MACHINE		PART NUMBER	
APPROVED:		A		N/A	
TW		SCALE		N/A	
DOC		REV		SHEET	
				20 OF 21	

WHISKER CONTROL
RELAY 14



MATERIAL	N/A	1951 LONGLEAF BLVD. LAKE WALES, FL 33869 (888) 734-0200
DESCRIPTION	CR14 - WHISKER CONTROL RELAY	
DRAWN BY	DATE	DO NOT SCALE DRAWING
TW	9-18-19	SIZE QTY/MACHINE PART NUMBER
APPROVED:	REV DATE	A N/A 17-6400
DOC REV	SCALE	N/A N/A SHEET 21 OF 21

