

2018
IKON
OPERATORS MANUAL
Edition 4:18

KEGEL LLC
1951 Longleaf Blvd.
Lake Wales, FL 33859
863-734-0200 | 800-280-2695

CHAPTER 7

Miscellaneous Parts

Stickers and Decals



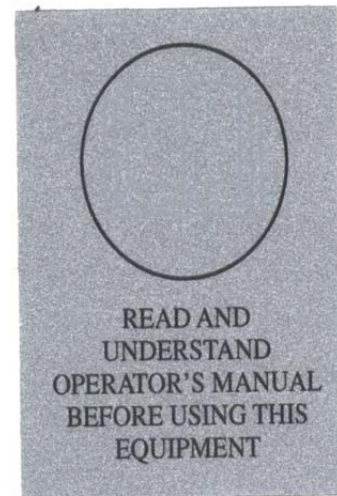
153-0037



154-0272



154-0274



158-0207



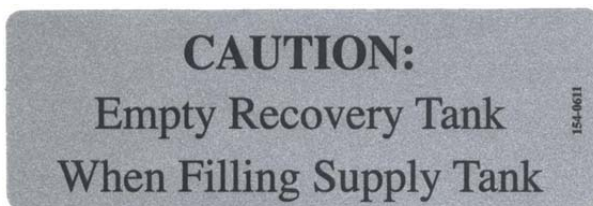
154-0297



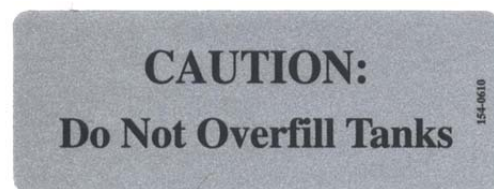
154-0266



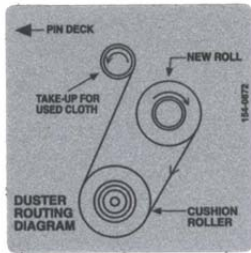
154-0269



154-0611



154-0610



154-0872



154-0270



164-00140-714C



164-00150-714C

IKON

164-0024 - Part Number for the "K" only

164-00230-714C - Part Number for the "ION" only

WARNING: To reduce the risk of fire, use only commercially available bowling lane cleaners and conditioners intended for machine application.


154-0262

154-0262

CAUTION: Moving Parts - To Reduce The Risk Of Injury, Unplug Before Servicing.

154-0265

154-0265



164-0005

Fittings



Elbow-
1/4" Tube x 1/4" Tube
154-0243



Elbow-
3/8" Tube x 3/8" Tube
154-0256



Elbow-
3/8" NPT x 1/4" Tube - 154-0225
1/4" NPT x 1/4" Tube - 154-0223



Elbow-
1/4" Stem x 1/4" Tube
154-0222



Elbow-
3/8" Stem x 3/8" Tube
154-0258



Elbow-
1/4" Stem x 1/4" Hose Barb
154-0226



Elbow-
1/4" Stem x 5/16" Hose Barb
154-0227



Reducing Union-
1/4" x 3/16" - 154-0248



Union-
1/4" x 1/4" - 154-0241



Male Lure-
1/8" Hose Barb - 154-0863



Female Connector-
1/4" Tube x 1/8" FPT - 154-0257

CHAPTER 9

Mechanical Drawings

Battery and Chargers.....	96
Lid and Guards.....	97
Top View.....	99
Bottom View.....	101
Left Side View.....	103
Right Side View.....	105
LDS Assembly.....	107
Handle Assembly.....	109
PLC Plate Assembly.....	111
Oil Valve Assembly.....	113
Oil Head Assembly.....	115
Oil Transfer Assembly.....	117
Brush Lift Rod Assembly.....	119
Cleaner Tank and Head Assembly.....	121
Duster Assembly.....	123
Squeegee Assembly.....	125
Recovery Tank and Vacuum Motor Assembly.....	127

BATTERIES AND CHARGERS

Rev. 12/13



158-1634 – K2 LITHIUM – 25.6 Ah



158-1634B – K2 LITHIUM – 38.4 Ah



158-1634C – K2 LITHIUM – 51.2 Ah

Battery Quick Disconnects

Red - 158-1407

Blue - 158-1408

ProNautic® Charger and Accessories



164-8471 -

EXTERNAL BATTERY CHARGER ASSEMBLY – 115V

164-8471 E

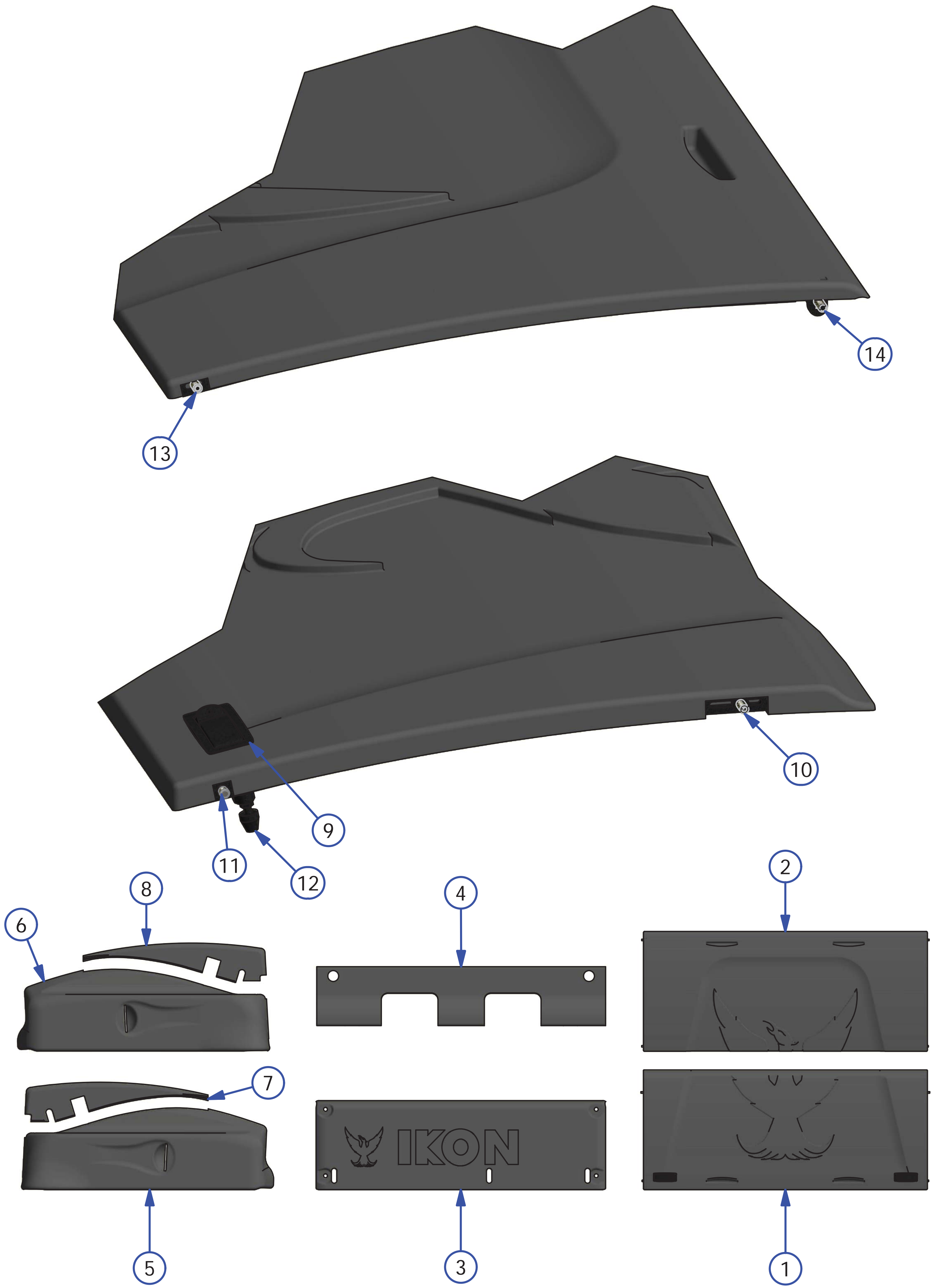
EXTERNAL BATTERY CHARGER ASSEMBLY – 230v

DC Power Cord Assembly – 6FT External – 164-8475

LID AND GUARDS

REV. 8/17


<u>INDEX</u>				
<u>NUMBER</u>	<u>QTY.</u>	<u>PART NUMBER</u>	<u>DESCRIPTION</u>	<u>UOM</u>
1	1	164-8801	SLIDING LID ASSEMBLY - HEAD	EA
2	1	164-8802	SLIDING LID ASSEMBLY - TAIL	EA
3	1	164-8808	REAR PANEL	EA
4	1	164-6725A-2133	FRONT BUMPER	EA
5	1	164-8809	IKON RT SIDE GUARD - LOWER	EA
6	1	164-8810	IKON LT SIDE GUARD - LOWER	EA
7	1	164-8811	IKON RT SIDE GUARD - UPPER	EA
8	1	164-8812	IKON LT SIDE GUARD - UPPER	EA
9	2	153-2232L	FLUSH MOUNT LID LATCH (WITH LOCK)	EA
10	2	164-2069	SPRING PLUNGER THREADED	EA
11	2	164-2002	DETENT - SPRING PLUNGER	EA
12	2	164-6164	LID LATCH BUMPER	EA
13	2	164-2044	STANDOFF FEMALE THREADED 8-32 X 3/8	EA
14	2	164-2071	STANDOFF FEMALE THREADED 8-32 X 5/8	EA



TOP VIEW

REV. 5/16

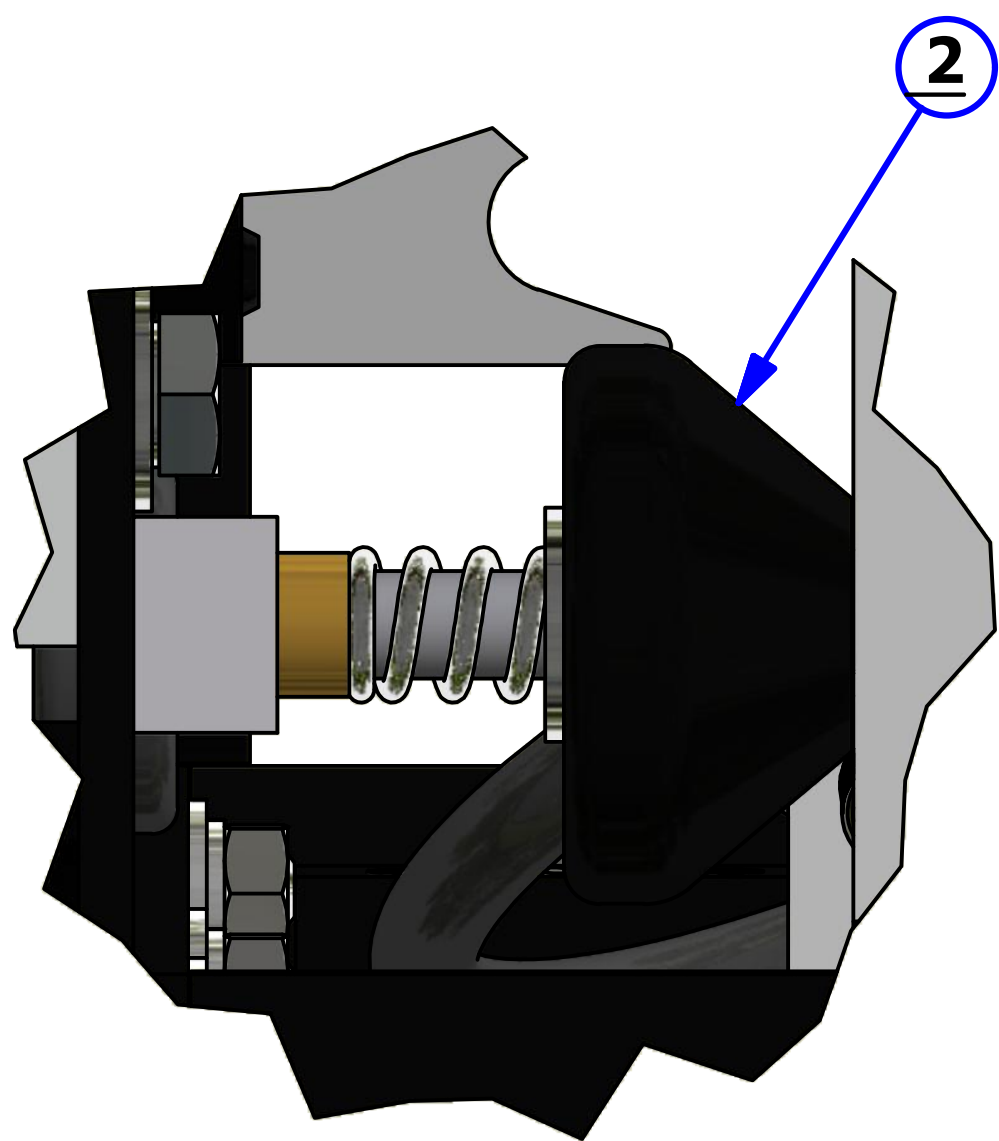
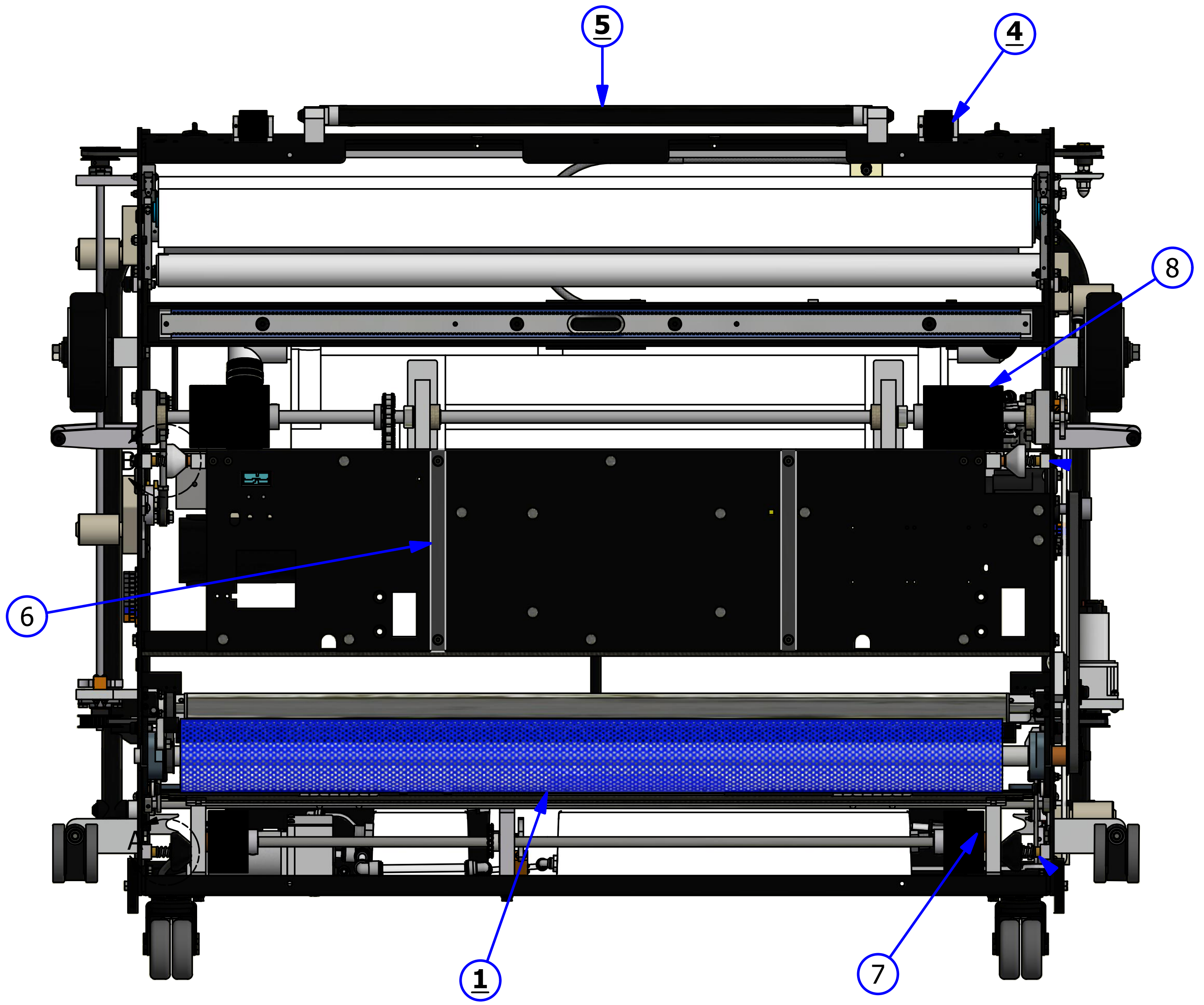
<u>INDEX NUMBER</u>	<u>QTY.</u>	<u>PART NUMBER</u>	<u>DESCRIPTION</u>	<u>UOM</u>
1	1	158-8414	BUFFER MOTOR	EA
	1	158-1406B	BUFFER MOTOR BRUSHES (PAIR)	PR
	1	164-9019	BUFFER BELT	EA
	1	158-9401	PULLEY (14 TOOTH 1/2" BORE)	EA
2	1	158-8406	DRIVE MOTOR	EA
	1	158-1405B	DRIVE MOTOR BRUSHES (PAIR)	PR
	1	154-9601	CHAIN (FOR 153-9002 SPROCKET)	EA
	1	153-9047	MASTER LINK #40	EA
	1	153-9048	OFFSET LINK #40	EA
	1	153-9002	SPROCKET - 40B13 (5/8 IN)	EA
3	1	158-8407	VACUUM MOTOR - 24VDC	EA
4	1	158-8404D	CLEANER PUMP ASSEMBLY	EA
	1	154-0861B	NORPRENE TUBING FOR CLEANER PUMP ASSEMBLY	EA
5	1	158-8404	CLEANER PUMP MOTOR - 24VDC	EA



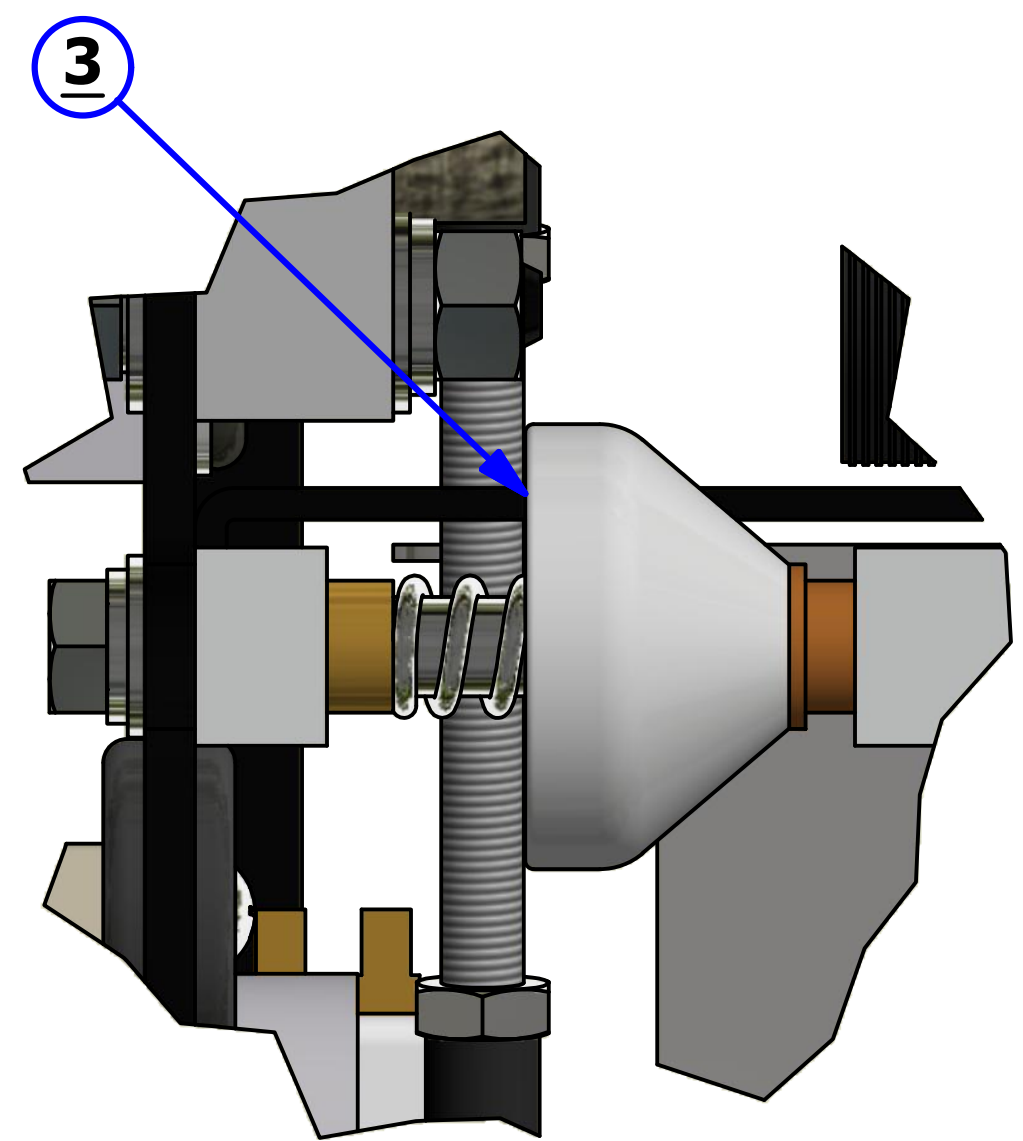
BOTTOM VIEW

REV. 5/18

<u>INDEX NUMBER</u>	<u>QTY.</u>	<u>PART NUMBER</u>	<u>DESCRIPTION</u>	<u>UOM</u>
1	1	164-8001A	BUFFER BRUSH ASSEMBLY	EA
	1	164-9019	BUFFER BELT ASSEMBLY	EA
2	2	164-8815	REAR EDGE GUIDE WHEEL ASSEMBLY - BLACK	EA
	2	153-2401	SPRING - COMPRESSION FOR GUIDE WHEEL (NOT SHOWN)	EA
	2	153-2407	BOLT FOR GUIDE ROLLER - FRONT (NOT SHOWN)	EA
	2	153-6417	REAR LANE EDGE GUIDE ROLLER MOUNT	EA
3	2	158-8637	FRONT LANE EDGE GUIDE ROLLER ASSEMBLY - WHITE	EA
	2	153-2401	SPRING - COMPRESSION FOR GUIDE WHEEL (NOT SHOWN)	EA
	2	153-2527	BOLT FOR GUIDE ROLLER - REAR (NOT SHOWN)	EA
	2	153-6417	FRONT LANE EDGE GUIDE ROLLER MOUNT	EA
4	2	153-7005R	MOMENTARY WHEEL ASSEMBLY (WHEEL ONLY) <i>THE BELOW ATTACHED PARTS ARE NOT SHOWN</i>	EA
	2	153-6006	MOMENTARY WHEEL SHAFT	EA
	2	153-6029	MOMENTARY WHEEL HOUSING ASSEMBLY	EA
	2	153-2049	SET SCREW (NOT SHOWN)	EA
5	1	164-8012	HANDLE ASSEMBLY (COMPLETE)	EA
6	2	158-6645	SKID GUIDE	EA
7	2	153-7002AA	LDS/DRIVE WHEEL (NO SET SCREW)	EA
	2	153-2819	SET SCREW (NOT SHOWN)	EA
8	2	153-7013	DRIVE WHEEL (NO SET SCREW)	EA
	2	153-2819	SET SCREW (NOT SHOWN)	EA



DETAIL A

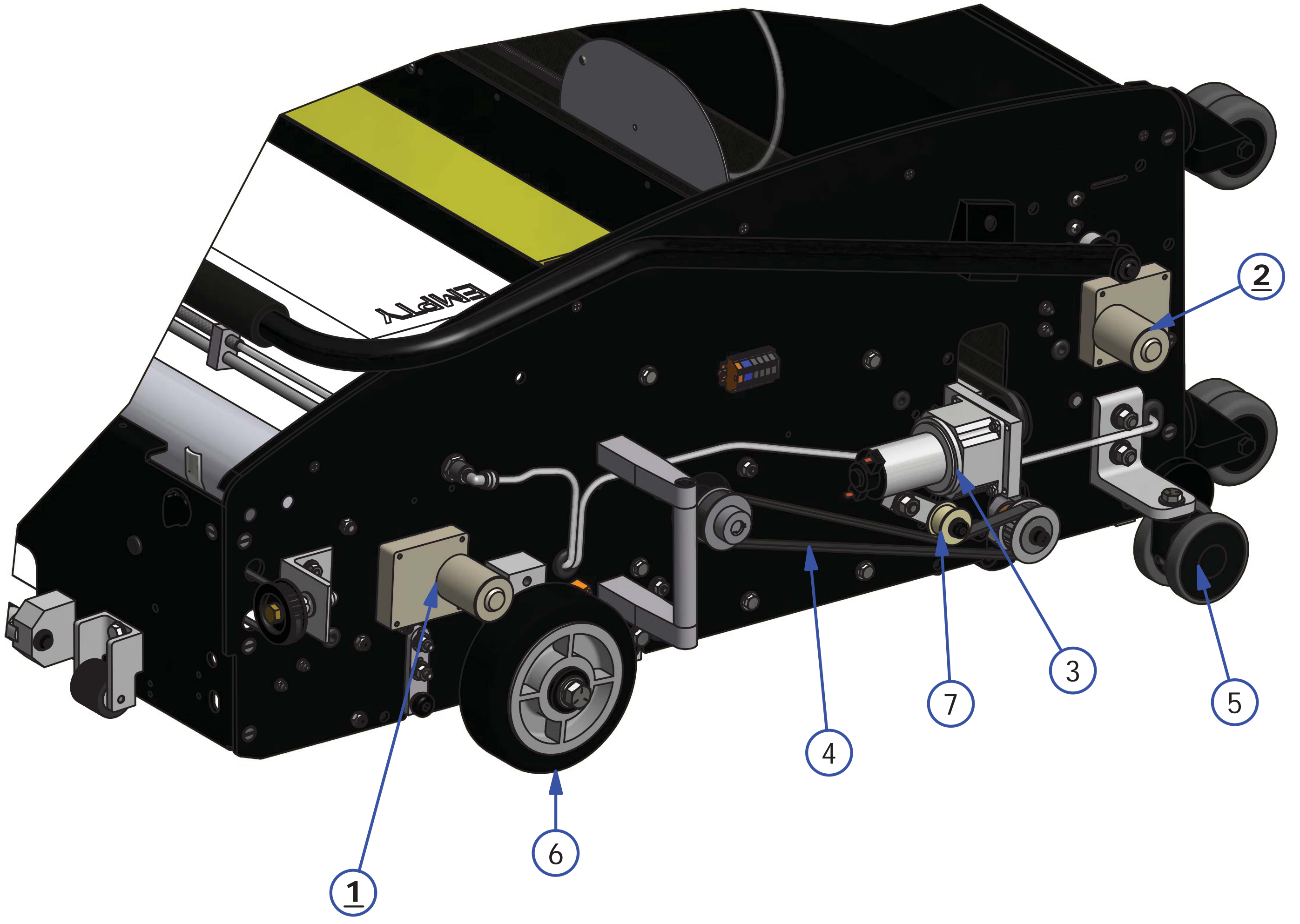


DETAIL B

LEFT SIDE VIEW

REV. 5/16

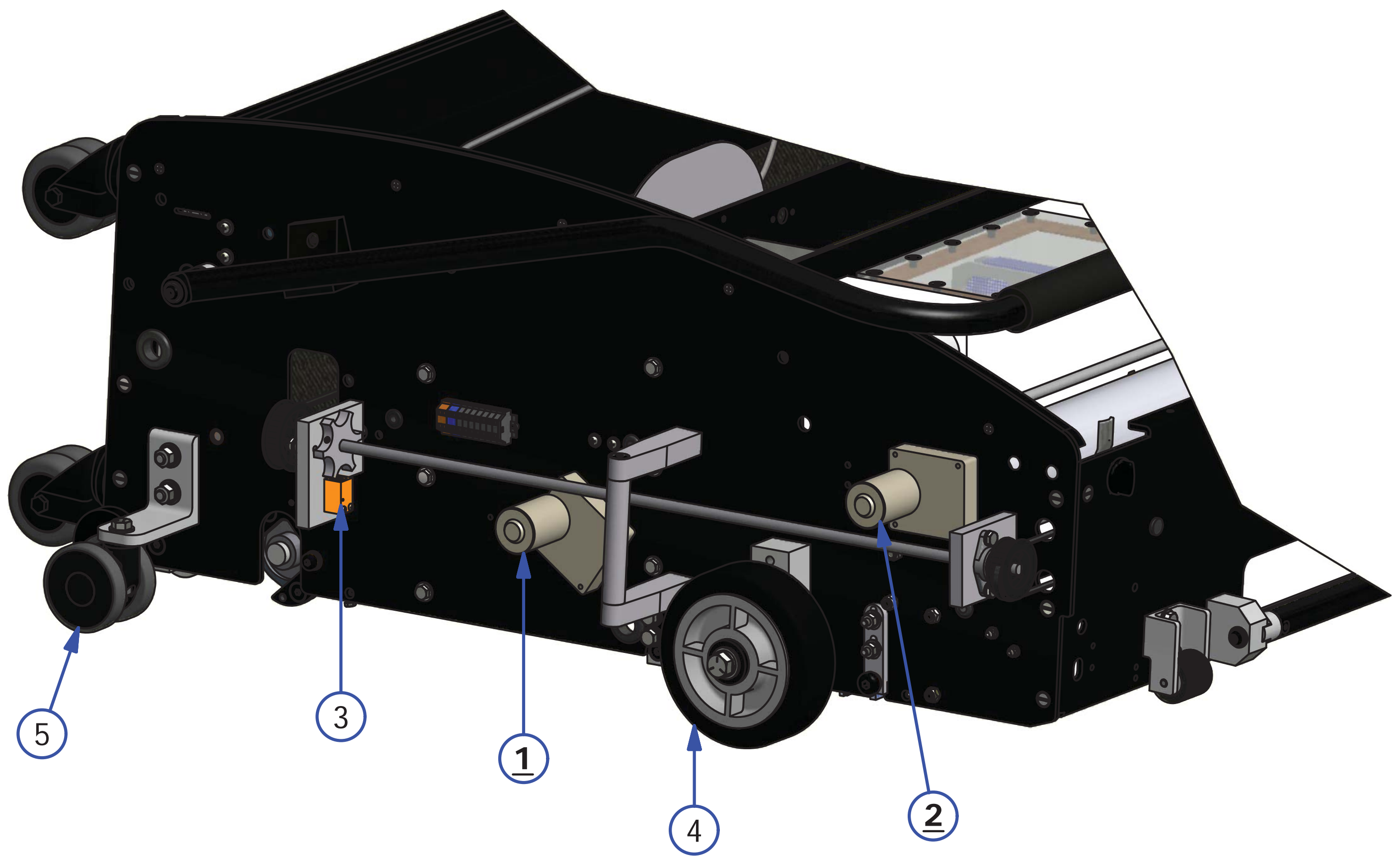
<u>INDEX NUMBER</u>	<u>QTY.</u>	<u>PART NUMBER</u>	<u>DESCRIPTION</u>	<u>UOM</u>
1	2	158-8403	ASSEMBLY - DUSTER MOTOR 24VDC	EA
2	1	158-8402	BUFFER LOWERING MOTOR	EA
3	1	158-8405	HEAD DRIVE MOTOR ASSEMBLY	EA
		154-9607	PULLEY FOR HEAD DRIVE (NOT SHOWN)	EA
4	1	164-9019	BUFFER BELT ASSEMBLY	EA
5	2	164-0022	L TO L CASTER ASSEMBLY	EA
6	2	158-7002	6" WHEEL ASSEMBLY	EA
7	1	153-8039	BUFFER IDLER PULLEY	EA



RIGHT SIDE VIEW

REV. 5/16

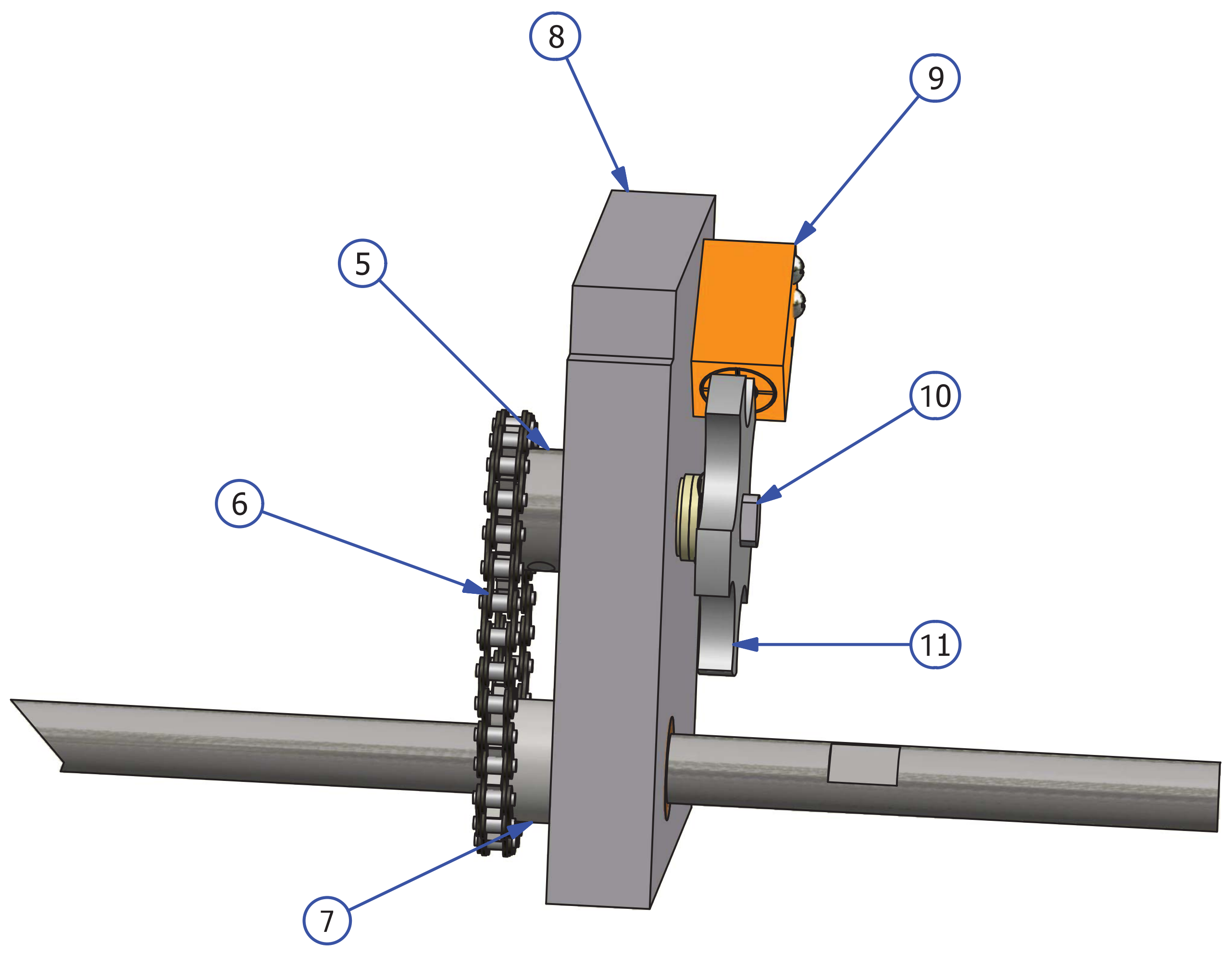
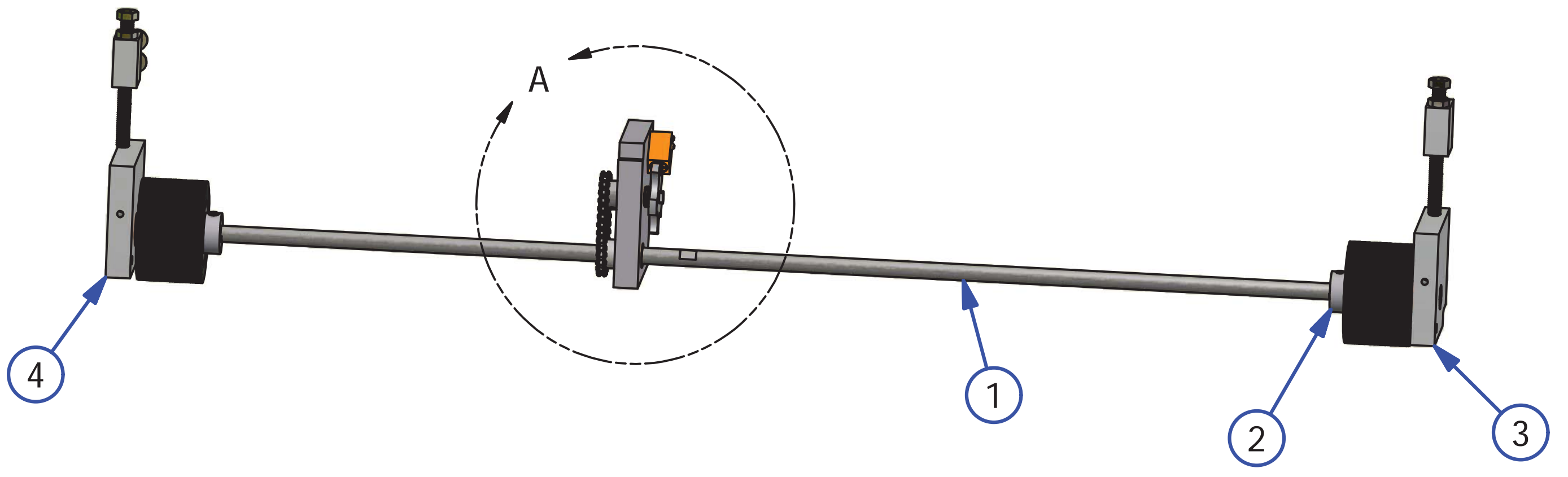
<u>INDEX NUMBER</u>	<u>QTY.</u>	<u>PART NUMBER</u>	<u>DESCRIPTION</u>	<u>UOM</u>
1	2	158-8402	SQUEEGEE / BRUSH LIFT MOTOR - 24VDC	EA
2	2	158-8403	DUSTER MOTOR ASSEMBLY - 24VDC	EA
3	1	154-1220	PROXIMITY SENSOR	EA
4	2	153-7002	6" WHEEL ASSEMBLY	EA
5	2	164-0022	L TO L CASTER ASSEMBLY	EA



LDS ASSEMBLY

REV. 5/16

<u>INDEX NUMBER</u>	<u>QTY.</u>	<u>PART NUMBER</u>	<u>DESCRIPTION</u>	<u>UOM</u>
1	1	154-6821	LDS SHAFT ASSEMBLY	
2	1	153-7002AA	LDS WHEEL ASSEMBLY	EA
	2	153-2819	SET SCREW - 10-32 X 3/8	EA
3	1	154-8619	LDS MOUNTING BLOCK ASSEMBLY - LEFT	EA
4	1	154-8621	LDS MOUNTING BLOCK ASSEMBLY - RIGHT	EA
5	1	154-9213	SPROCKET 25B15 (1/2")	EA
6	1	154-9211	LDS AND TACH SENSOR DRIVE CHAIN #25	EA
	1	153-9045	MASTER LINK #25 (NOT SHOWN)	EA
7	1	153-9010	SPROCKET - 25B15 (3/8")	EA
8	1	154-8320	LDS MOUNTING BLOCK ASSEMBLY - CENTER	EA
9	1	154-1220	PROXIMITY SENSOR	EA
10	1	154-6264	SHAFT FOR TIMING DISK ASSEMBLY	EA
11	1	154-6717	5 TOOTH SENSOR DISK	EA

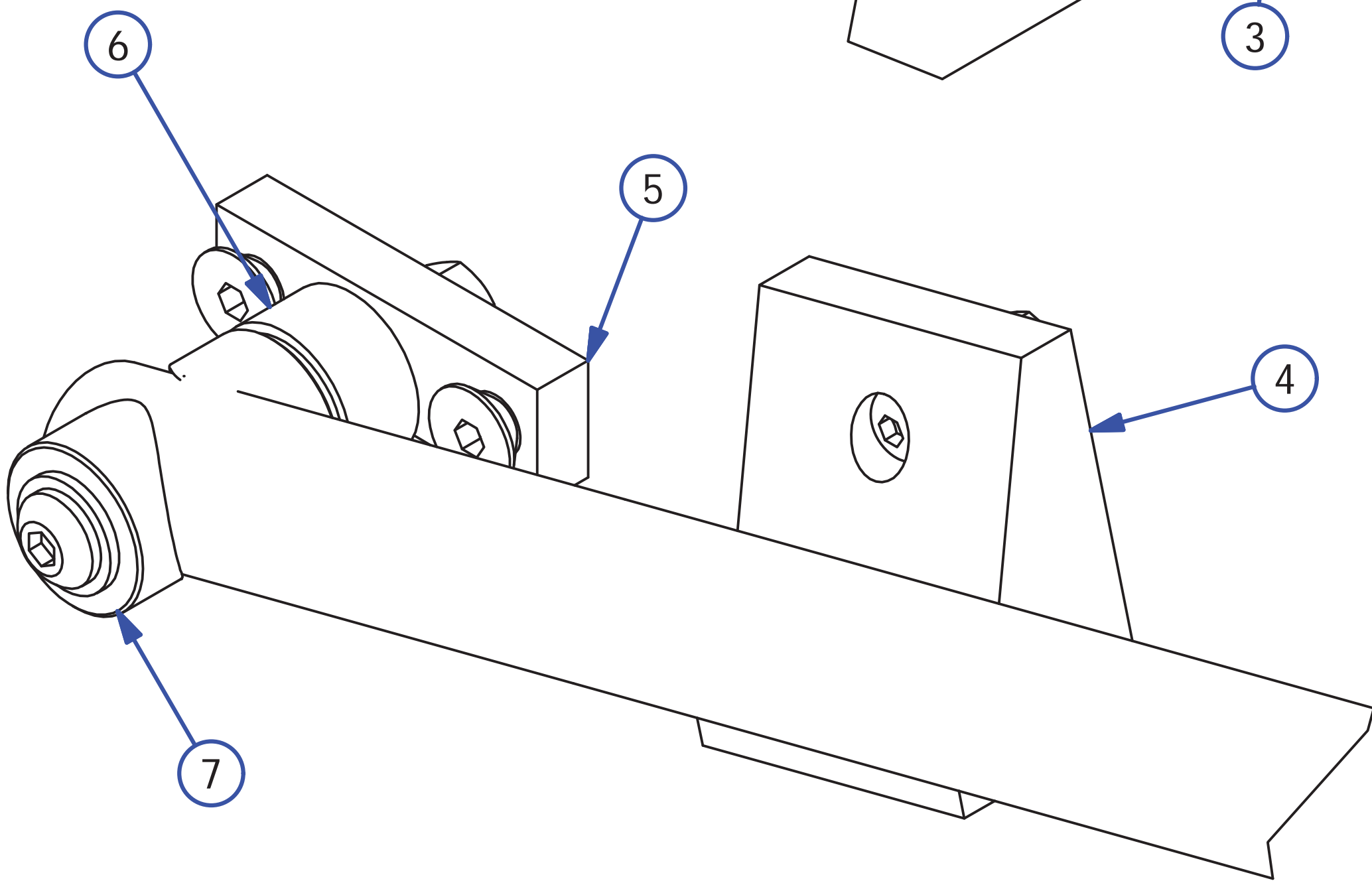
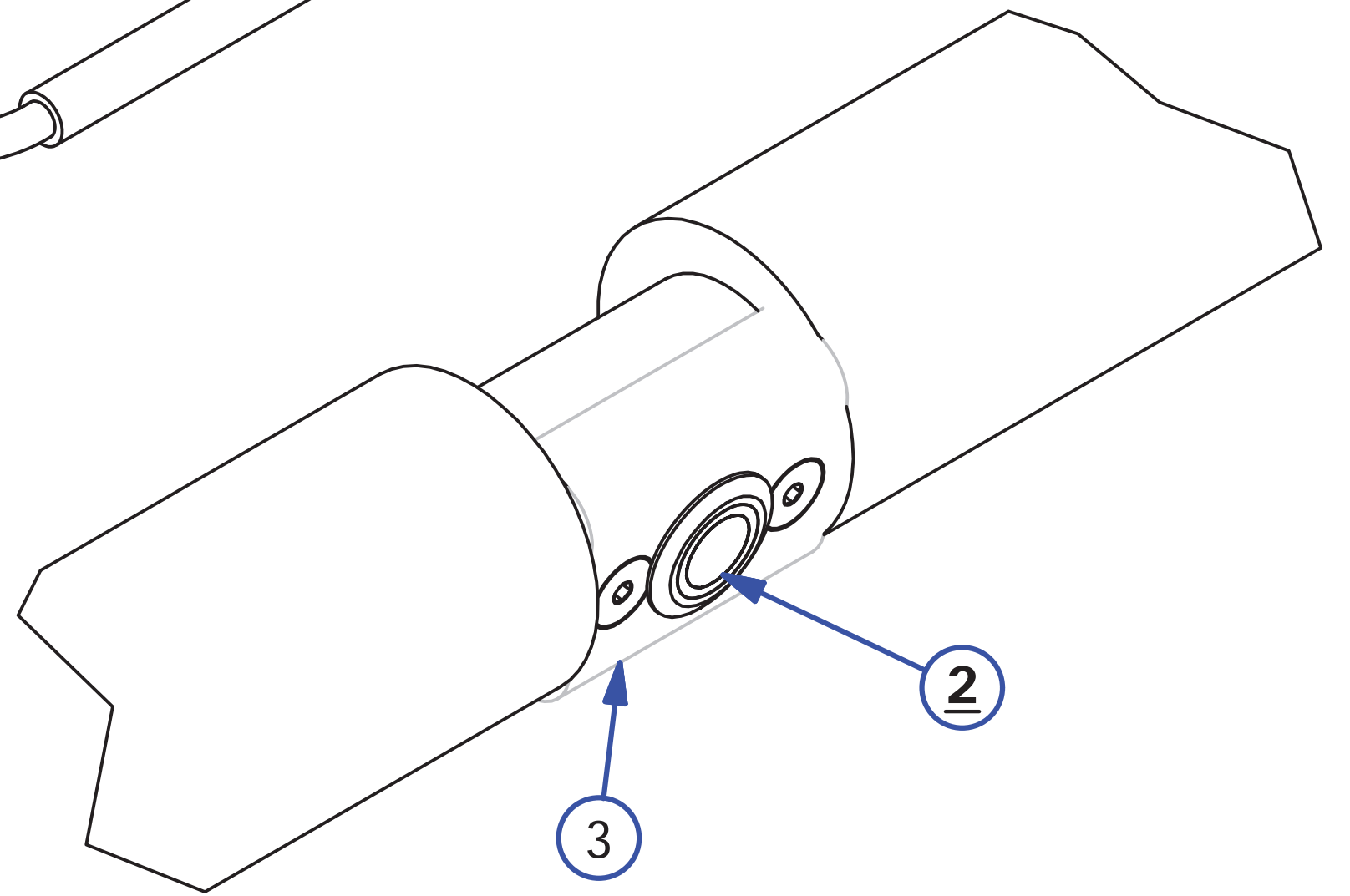
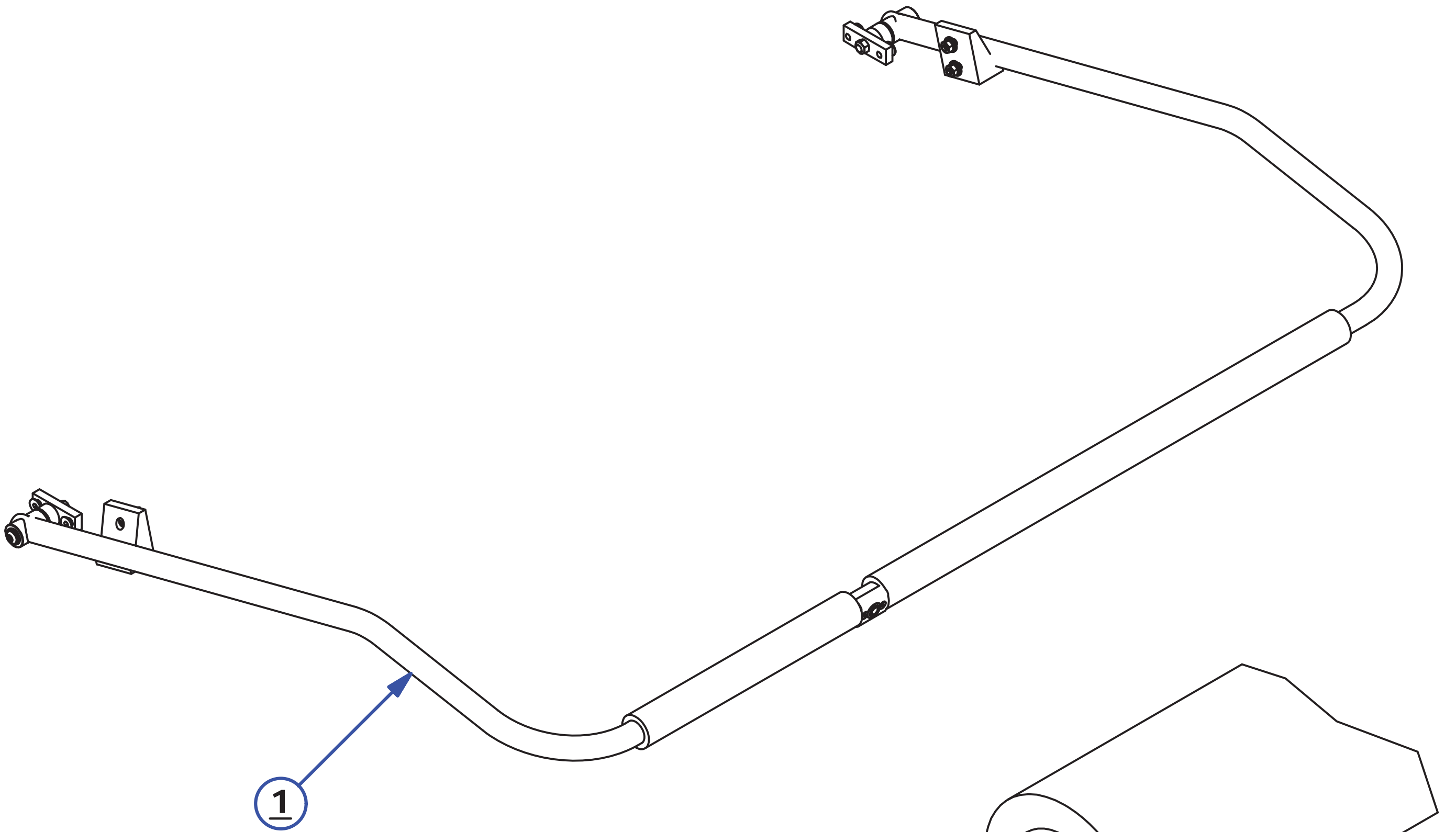


DETAIL A

HANDLE ASSEMBLY

REV. 5/16


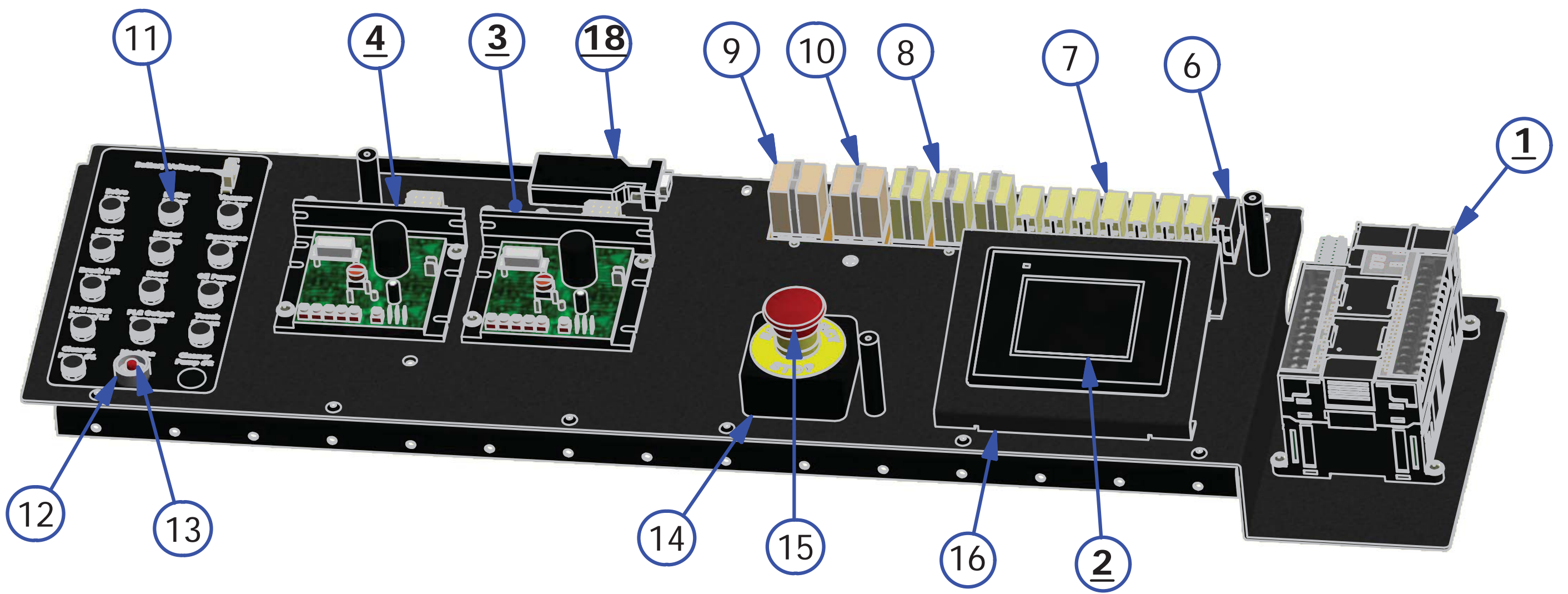
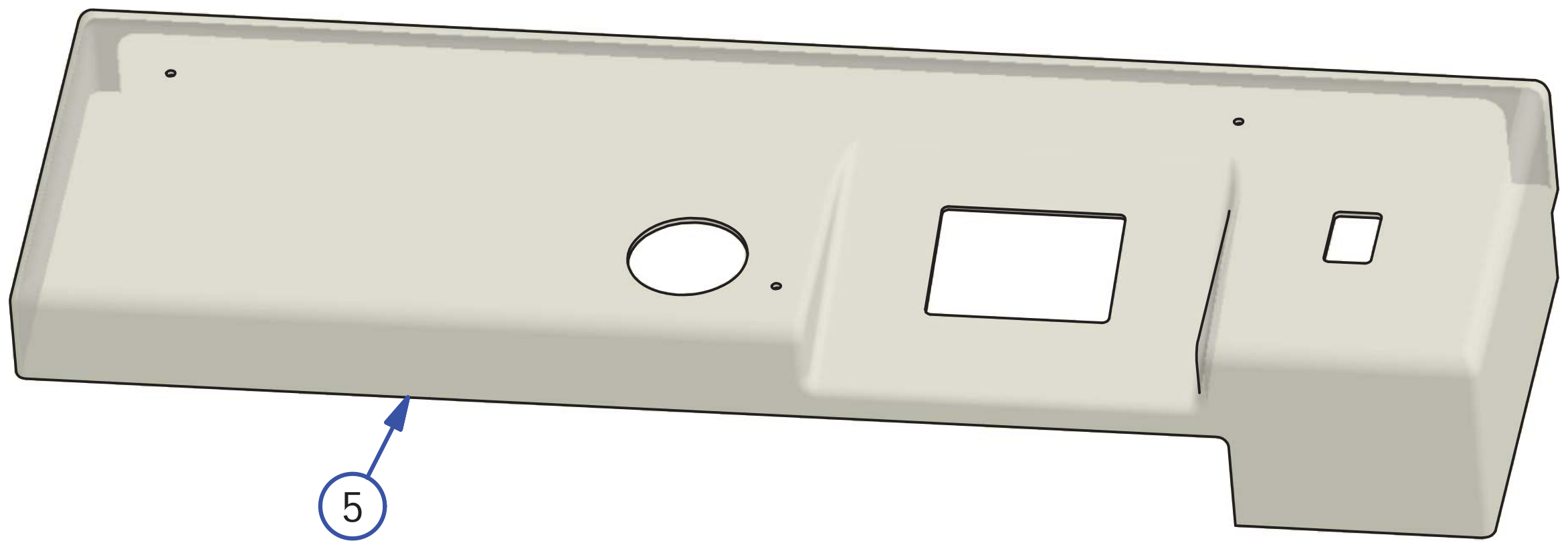
<u>INDEX NUMBER</u>	<u>QTY.</u>	<u>PART NUMBER</u>	<u>DESCRIPTION</u>	<u>UOM</u>
1	1	164-8012	HANDLE ASSEMBLY (COMPLETE)	EA
2	1	164-8013	HANDLE BUTTON REPLACEMENT ASSEMBLY (W/WIRES)	EA
3	1	164-6083	BUTTON COLLAR	EA
	2	158-2003	SCREW 8-32 X 1/2 FHCS BLK OXIDE	EA
4	2	164-6057	HANDLE CATCH	EA
5	2	164-6084	HANDLE MOUNT ASSEMBLY	EA
6	2	164-6058	HANDLE SPACER	EA
7	4	164-2001	UNTHREADED CURVED SPACER BLACK	EA
	2	164-2028	BHSCS 5/16-18 X 3 PARTIAL THREAD	EA



PLC PLATE ASSEMBLY

REV. 1/18

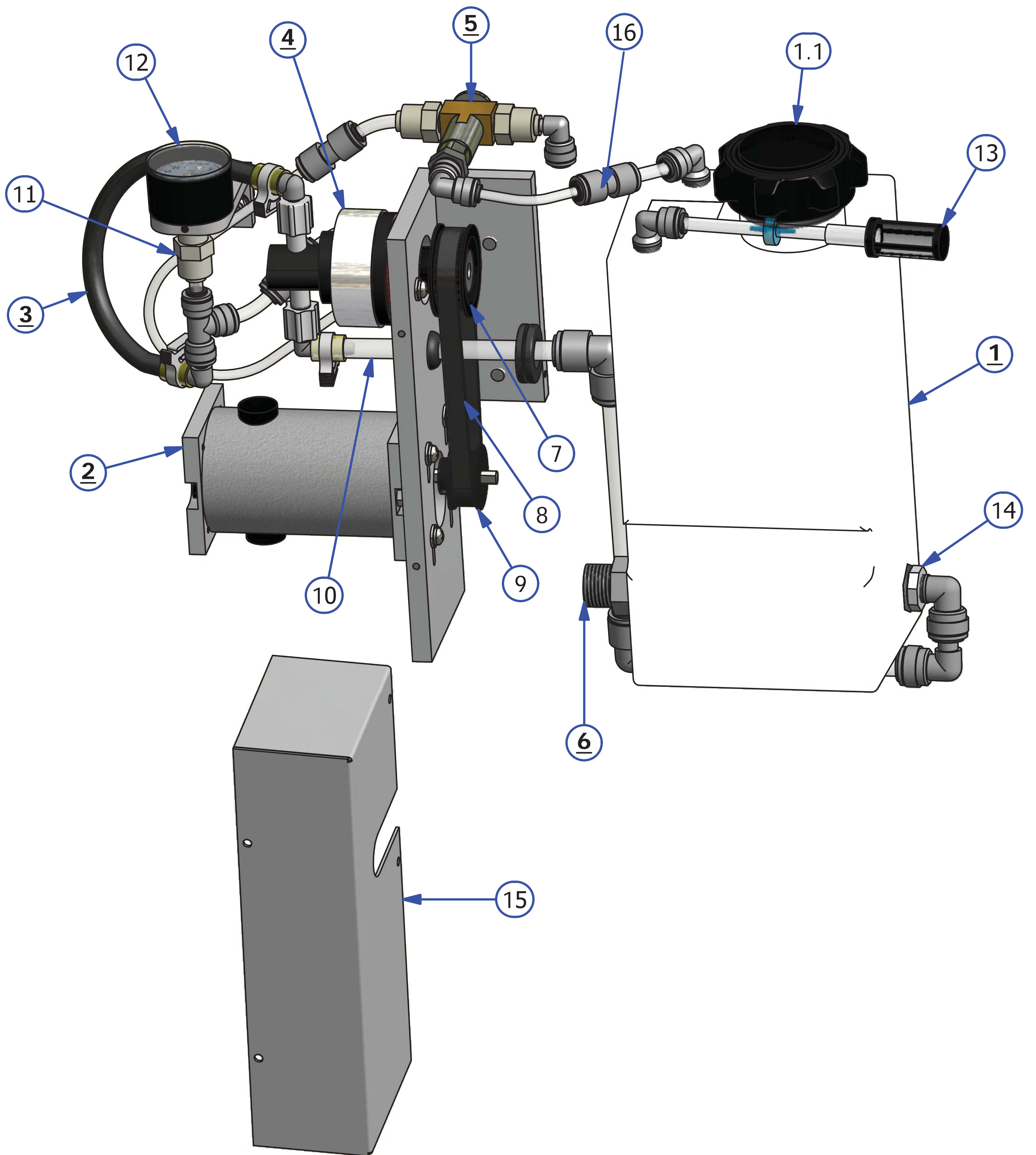
<u>INDEX NUMBER</u>	<u>QTY.</u>	<u>PART NUMBER</u>	<u>DESCRIPTION</u>	<u>UOM</u>
1	1	158-1610P	PLC FOR IKON - SPECIFY SOFTWARE VERSION	EA
	1	158-1610S	SERIAL CONVERTER FOR FLEX	EA
	1	164-1235	CABLE TO TOUCHSCREEN - 24IN (NOT SHOWN)	EA
2	1	164-8803	TOUCH SCREEN ASSEMBLY	EA
	1	164-1234	SCREEN PROTECTOR (NOT SHOWN)	EA
3	1	164-8807	SPEED CONTROL ASSEMBLY - DRIVE	EA
4	1	164-8806	SPEED CONTROL ASSEMBLY - CLEANER PUMP	EA
5	1	164-6815	CLEAR PC PLATE COVER	EA
6	2	158-1460	RELAY SOLID STATE	EA
7	6	158-1458	RELAY - OMRON 24DC DPDT GENERAL PURPOSE	EA
8	6	158-1462	24 V RELAY DPDT 10A W/DIODE	EA
9	2	164-1231	LY3 RELAY	EA
10	2	164-1207	LY3 RELAY CLIP	EA
11	13	153-1028	PANEL-MOUNT FUSE HOLDER - UL (COMPLETE)	EA
12	1	153-1209	BUTTON GUARD	EA
13	1	158-8439	PUSH BUTTON (RED = NORMALLY OPEN)	EA
14	1	164-6161	E-STOP BOX	EA
15	1	164-8223	E-STOP SWITCH ASSEMBLY	EA
	1	164-1223B	BREAKER FOR ESTOP	EA
16	1	164-6805-2850	TOUCH SCREEN MOUNT	EA
17	2	158-1465	CONTACTOR 24VDC	EA
18	1	164-8820	WI-FI ADAPTER REPLACEMENT ASSEMBLY	EA



OIL VALVE ASSEMBLY

REV. 5/16

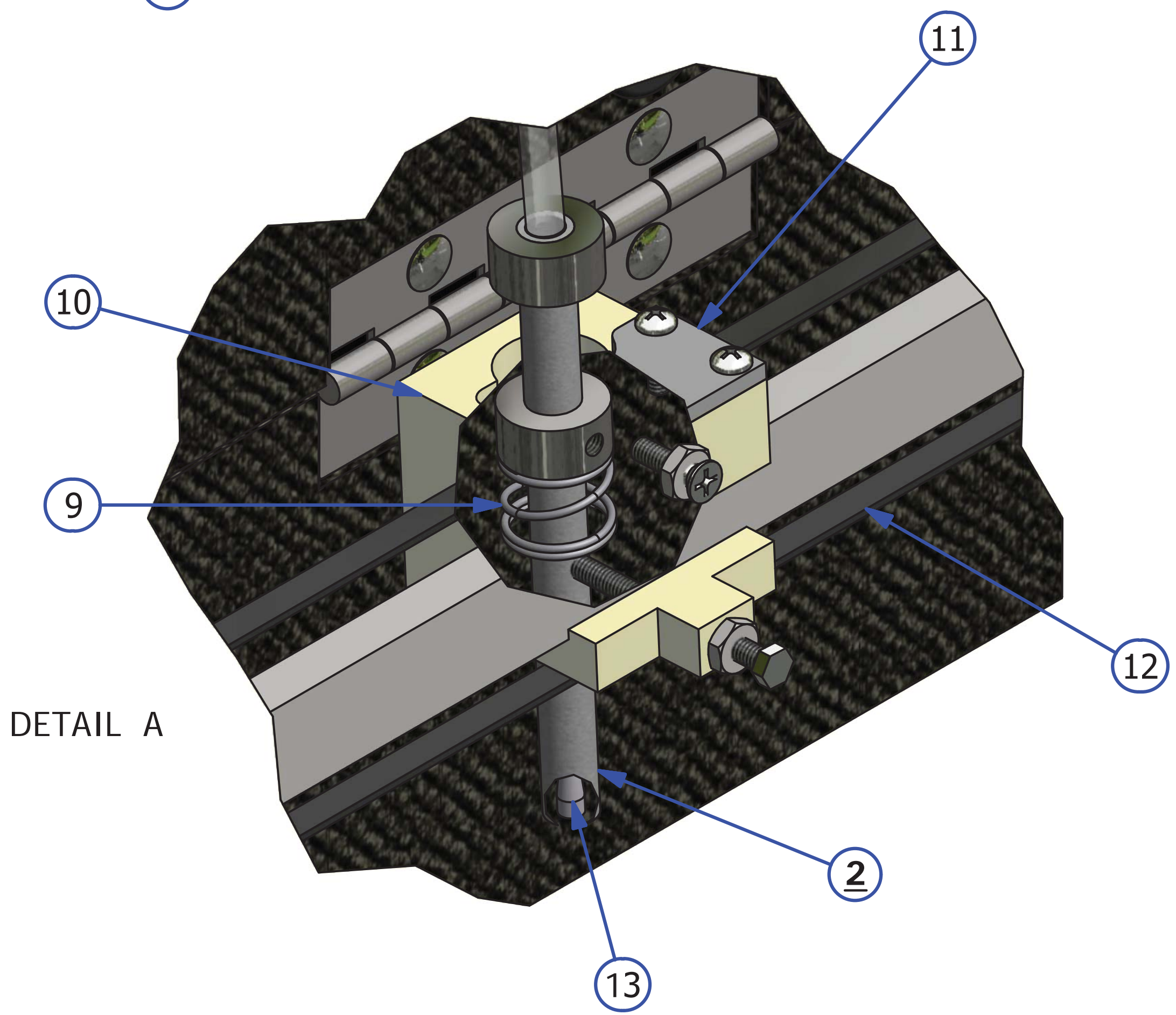
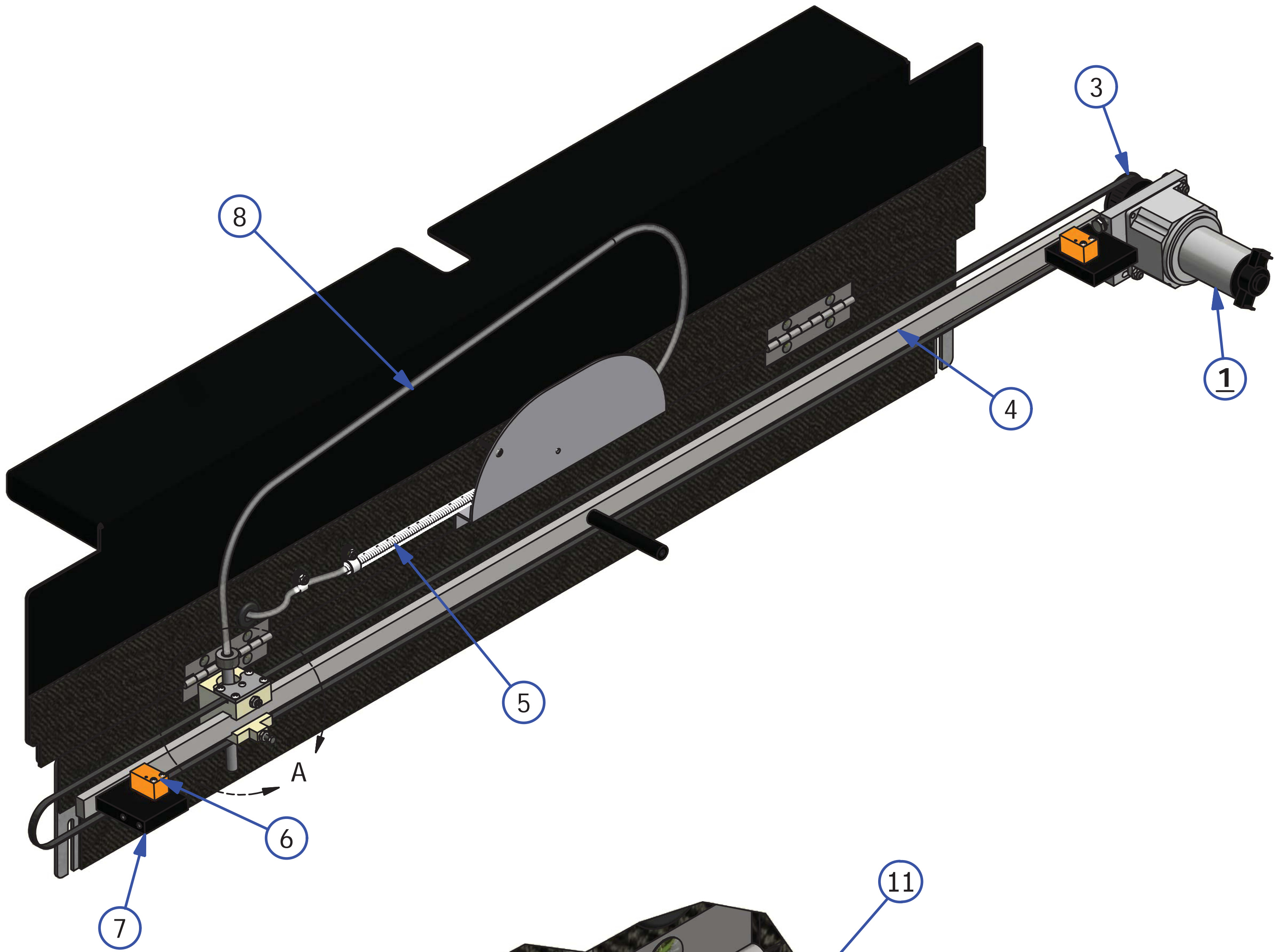
<u>INDEX NUMBER</u>	<u>QTY.</u>	<u>PART NUMBER</u>	<u>DESCRIPTION</u>	<u>UOM</u>
1	1	154-8682	CONDITIONER TANK ASSEMBLY	EA
	1	164-8081	SUPPLY TANK CAP (NOT SHOWN)	EA
	1	164-0021	GASKET FOR SUPPLY TANK CAP (NOT SHOWN)	EA
2	1	158-8401A	OIL PUMP MOTOR ASSEMBLY	EA
3	1	154-8816	PULSE SUPPRESSION TUBE	EA
4	1	154-1214	FLUID METERING PUMP-0.05 ML/STROKE	EA
<u>5</u>	1	154-8298	OIL CONTROL VALVE (24VDC) WITH EXTENDED WIRES	EA
6	1	154-0248	REDUCING UNION CONNECTOR-1/4" X 3/16"	EA
7	1	154-9607	PULLEY - (24XL 5/16" BORE)	EA
8	1	154-9202A	CONDITIONER PUMP BELT	EA
9	1	154-9404	PULLEY 16XL037 X 1/4" BORE	EA
10	16.5	154-0202	PUMP TUBING STOCK (3/8" OD X 1/4"ID)	IN
11	1	154-0257	FEMALE CONNECTOR - 1/4" TUBE X 1/8" FPT	EA
12	1	158-1613	PRESSURE GAUGE - 60PSI	EA
13	1	154-8817	MANUAL VENT VALVE ASSEMBLY	EA
14	1	154-0212	OIL TANK FILTER ASSEMBLY	EA
15	1	154-6287	GUARD FOR PUMP	EA



OIL HEAD ASSEMBLY

REV. 5/16

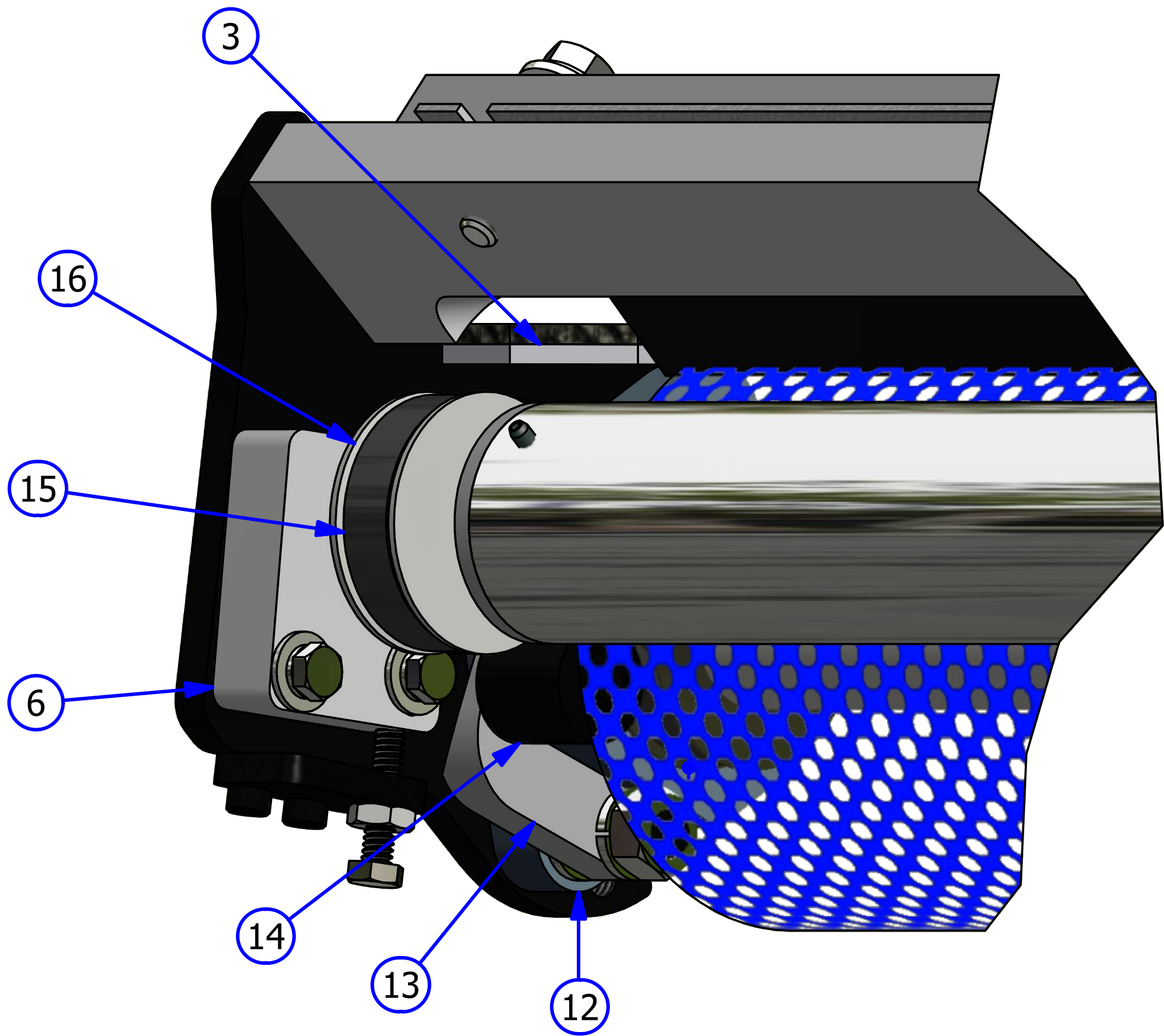
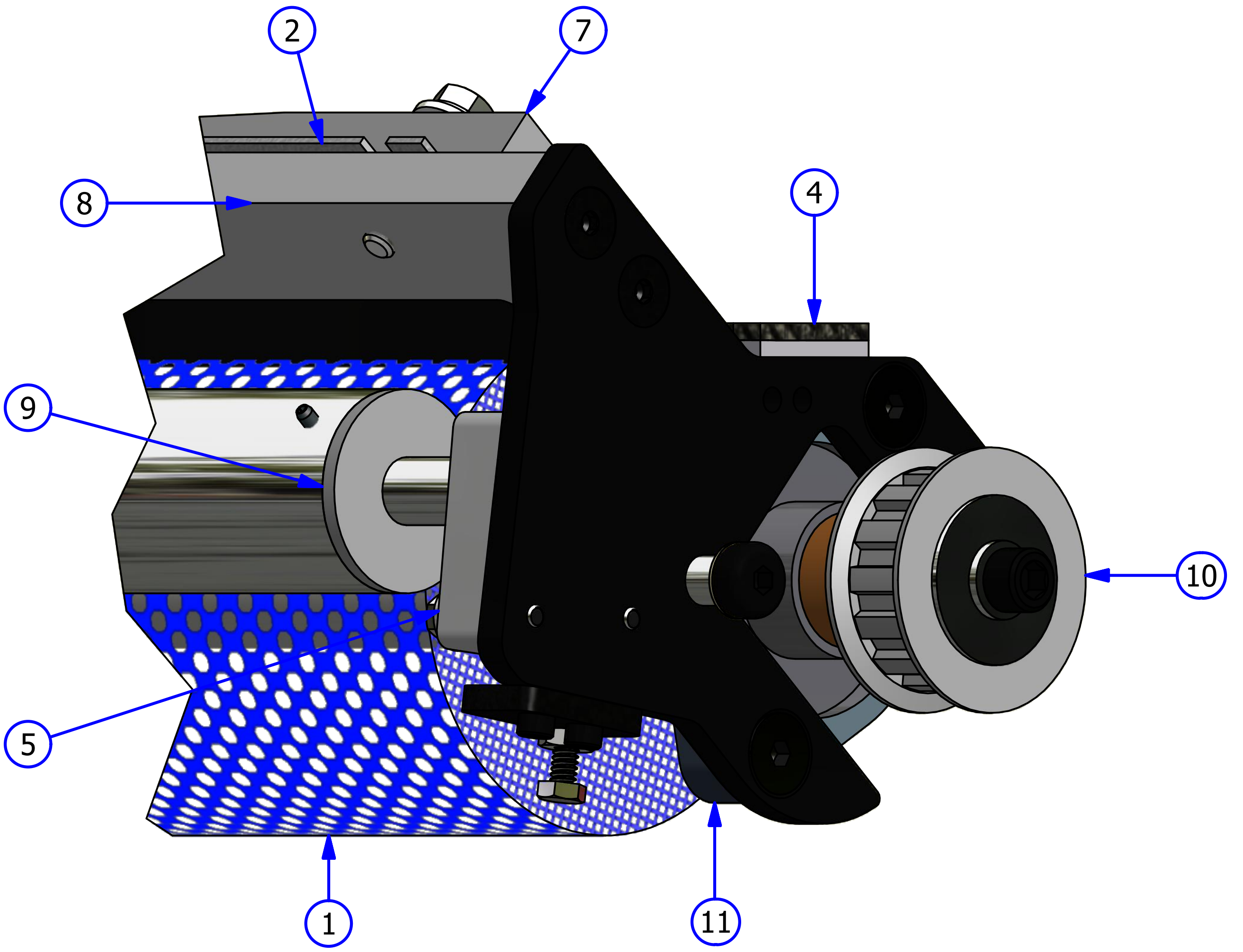
<u>INDEX</u> <u>NUMBER</u>	<u>QTY.</u>	<u>PART</u> <u>NUMBER</u>	<u>DESCRIPTION</u>	<u>UOM</u>
<u>1</u>	1	158-8405	OIL HEAD DRIVE MOTOR ASSEMBLY	EA
<u>2</u>	1	154-8851	OIL HEAD HOSE AND TIP ASSEMBLY	EA
3	1	154-9607	PULLEY	EA
4	1	154-6647A	SLIDING HEAD BAR ASSEMBLY	EA
5	1	154-0206	SPRING FOR OIL HOSE TIP ASSEMBLY	EA
6	2	154-0220	PROXIMITY SENSOR	EA
7	2	164-6280	HEAD BAR MOUNTING BLOCK	EA
8	1	154-0202A	PENCIL TUBING STOCK	IN
9	1	153-2713	OIL HEAD SPRING	EA
10	1	154-6893	OIL HEAD ASSEMBLY	EA
11	1	154-6646	HEAD MOUNT PLATE ASSEMBLY	EA
12	1	154-9201	OIL HEAD DRIVE BELT ASSEMBLY	EA
13	1	154-6832	OIL PENCIL TIP ASSEMBLY	EA



OIL TRANSFER ASSEMBLY

REV. 5/16

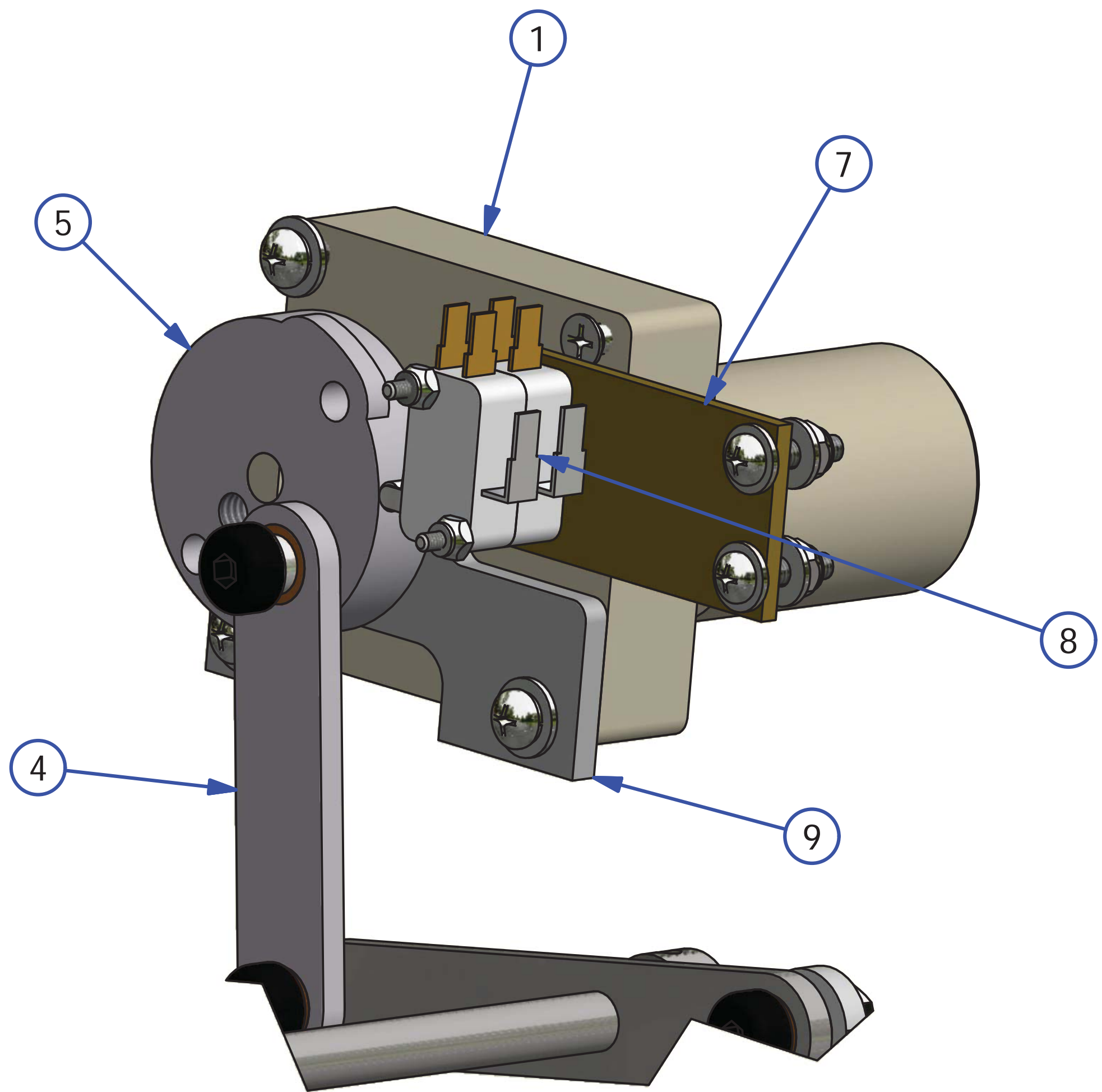
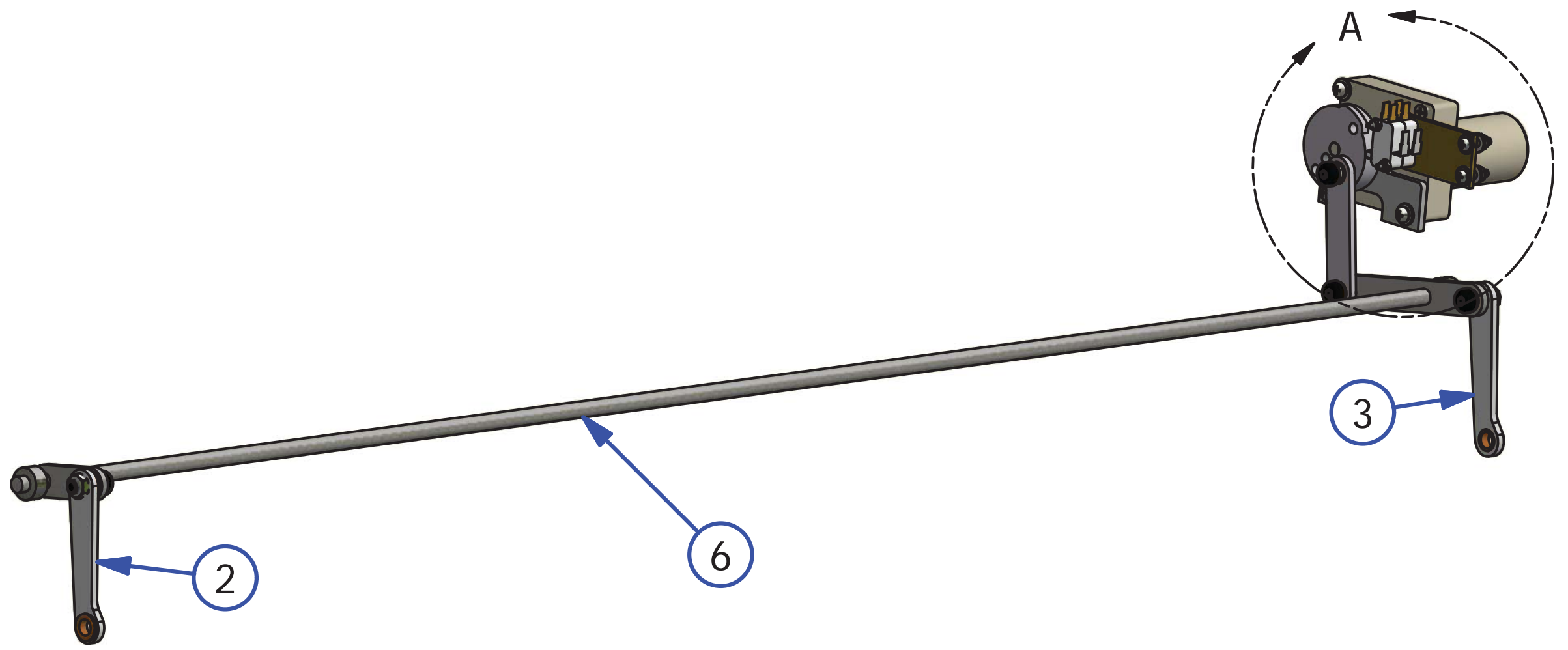
<u>INDEX</u> <u>NUMBER</u>	<u>QTY.</u>	<u>PART NUMBER</u>	<u>DESCRIPTION</u>	<u>UOM</u>
1	1	164-8001A	BUFFER BRUSH ASSEMBLY	EA
2	1	164-0866	SINGLE TRANSFER BRUSH ASSEMBLY	EA
3	1	164-8805	DRIP PAD ASSEMBLY (SOLD IN PAIRS)	PR
4	1	164-8805	DRIP PAD ASSEMBLY (SOLD IN PAIRS)	PR
5	1	164-8046	BEARING MOUNT ASSEMBLY - LEFT	EA
6	1	164-8045	BEARING MOUNT ASSEMBLY - RIGHT	EA
7	1	158-6735	BRUSH TRACK MOUNT SUPPORT	EA
8	1	158-6732	SINGLE BRUSH TRACK MOUNT ASSEMBLY	EA
9	1	164-8008	TRANSFER ROLLER ASSEMBLY	EA
10	1	158-9402	BUFFER BRUSH PULLEY ASSEMBLY	EA
11	1	153-9816	FLANGED BUFFER BRUSH BEARING	EA
12	1	154-8640	FLANGED BUFFER BRUSH BEARING - ROTATED	EA
13	2	164-6051	TRANSFER ROLLER IDLER BELT BLOCK	EA
14	1	158-6742	TRANSFER ROLLER BELT IDLER ROLLER ASSEMBLY	EA



BRUSH LIFT ROD ASSEMBLY

REV. 5/16

<u>INDEX NUMBER</u>	<u>QTY.</u>	<u>PART NUMBER</u>	<u>DESCRIPTION</u>	<u>UOM</u>
1	1	158-8402	MOTOR ASSEMBLY - 24VDC	EA
2	1	154-8639	BUFFER BRUSH LOWER LINK - RIGHT	EA
3	1	154-8638	BUFFER BRUSH LOWER LINK - LEFT	EA
4	1	154-8837	BRUSH LIFT ROD TO CAM LINK	EA
5	1	154-6243	MOTOR CAM-DUAL LOBES (STACKED SWITCHES)	EA
6	1	154-8637	BRUSH LIFT ROD ASSEMBLY	EA
7	1	154-6824	CAM SWITCH PLATE	EA
8	2	153-1203	MICROSWITCH W/ROLLER	EA
9	1	158-8634	SQUEEGEE/BRUSH MOUNT PLATE ASSEMBLY	EA
	1	158-9614	BALL BEARING MINITURE (NOT SHOWN)	EA

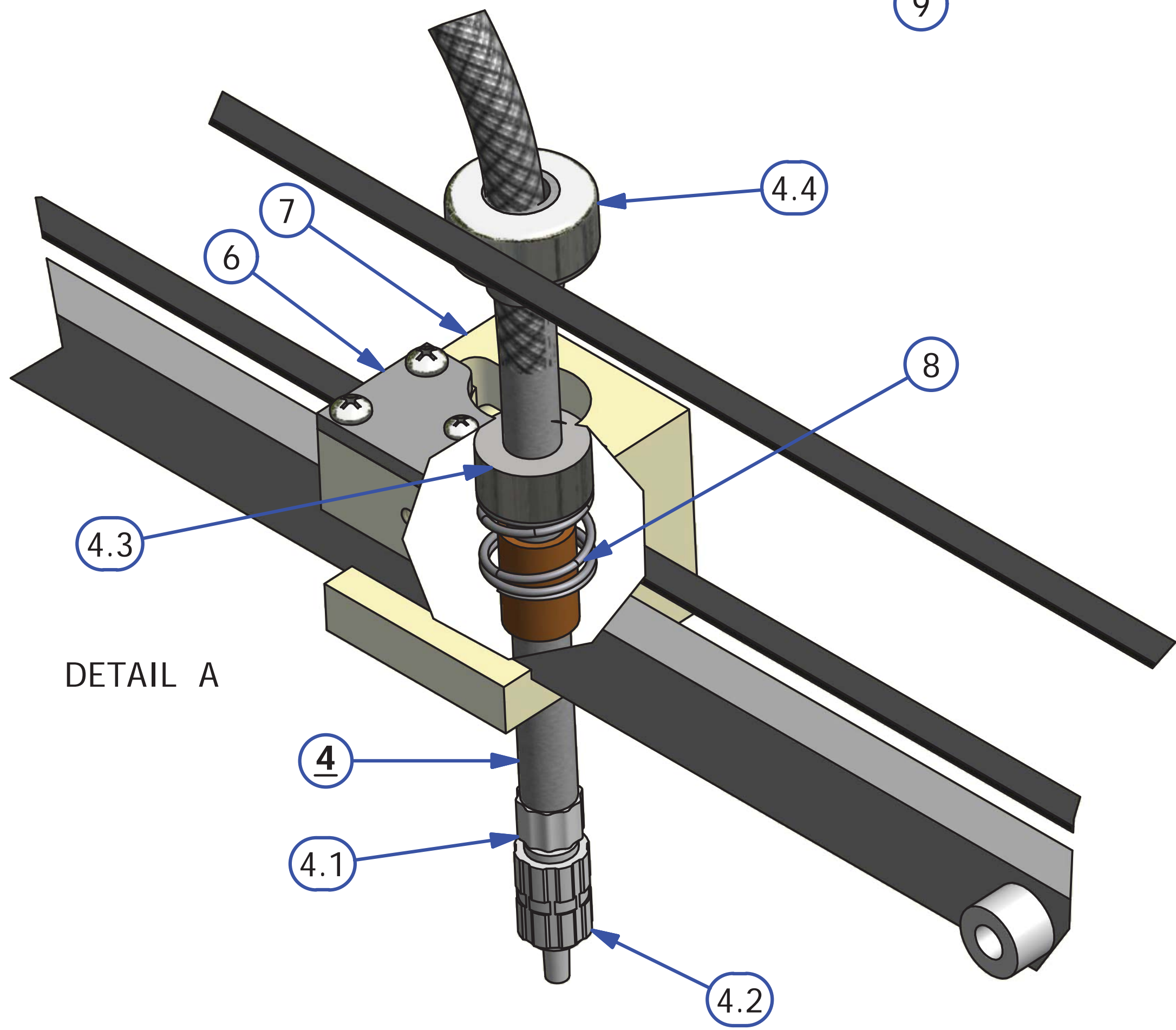
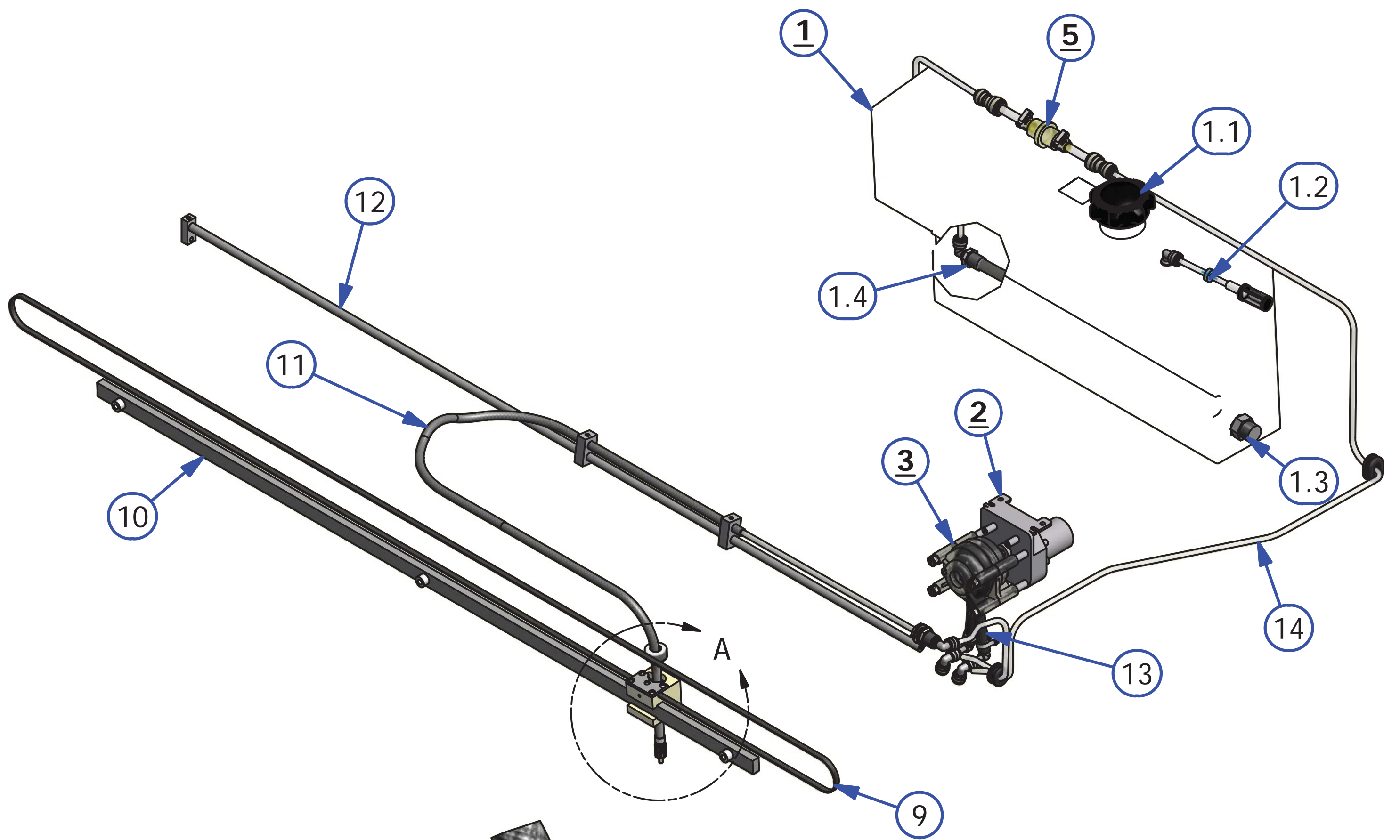


DETAIL A

CLEANER TANK AND HEAD ASSEMBLY

REV. 5/15

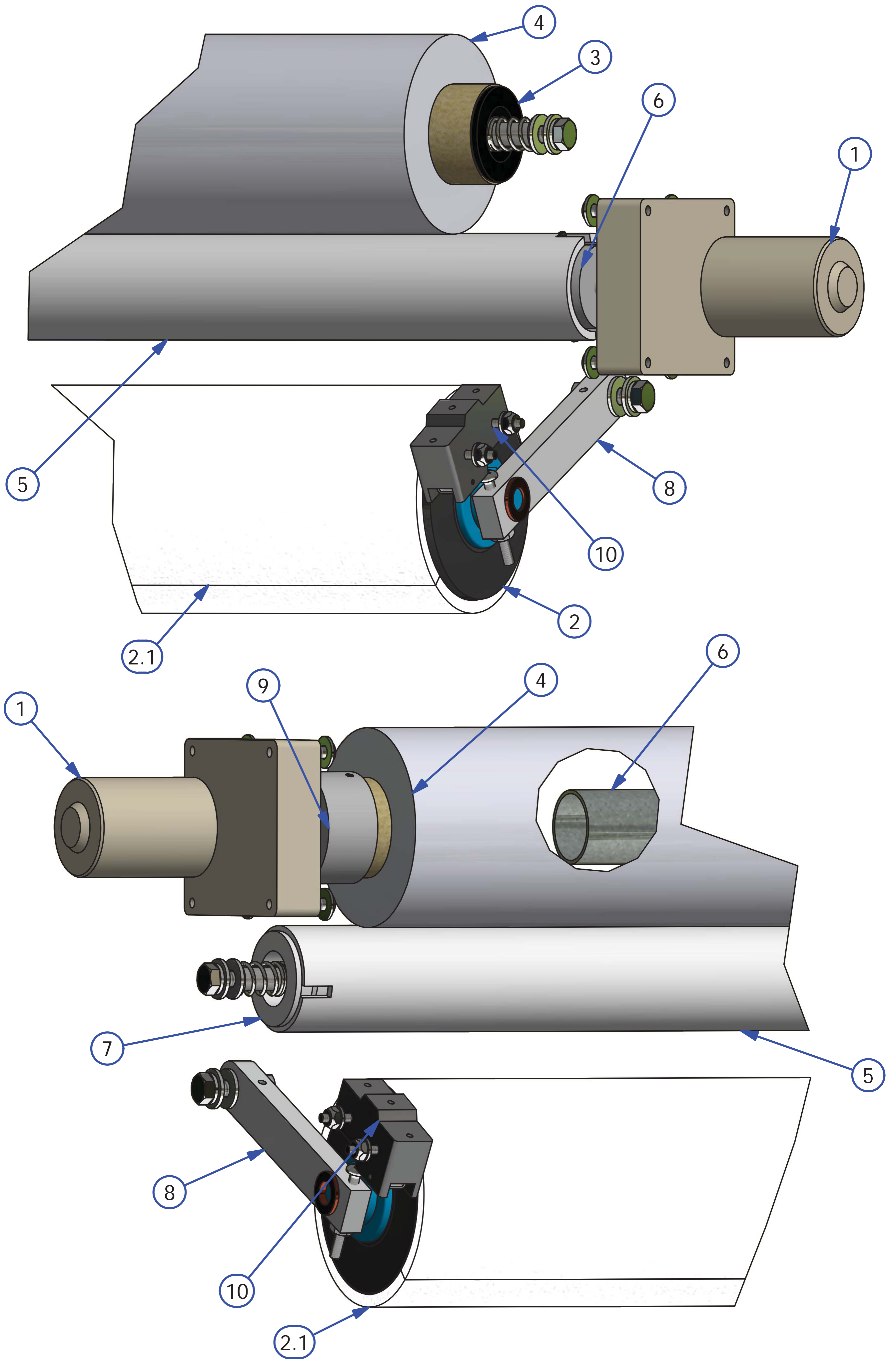
<u>INDEX</u> <u>NUMBER</u>	<u>QTY.</u>	<u>PART</u> <u>NUMBER</u>	<u>DESCRIPTION</u>	<u>UOM</u>
1	1	164-8042	CLEANER SUPPLY TANK ASSEMBLY (COMPLETE)	EA
1.1	1	164-8081	CLEANER SUPPLY TANK CAP	EA
1.2	1	154-8817	MANUAL VENT VALVE ASSEMBLY	EA
1.3	1	154-8693	CLEANER FLOAT SWITCH ASSEMBLY	EA
1.4	1	154-0212B	FILTER ASSEMBLY	EA
1.5	1	164-0021	CLEANER SUPPLY CAP GASKET (NOT SHOWN)	EA
2	1	158-8404	CLEANER PUMP MOTOR ASSEMBLY	EA
3	1	158-8404D	CLEANER PUMP ASSEMBLY	EA
4	1	154-8852	CLEANER HOSE AND TIP ASSEMBLY	EA
4.1	1	154-0863	LURE HOSE BARB	EA
4.2	1	164-0012M	CLEANER TIP WITH CHECK VALVE	EA
4.3	1	153-2804	COLLAR - 3/8 X 3/4 X 3/8	EA
4.4	1	153-2902	COLLAR - 1/2 X 1 1/8 X 1/2	EA
5	1	154-8867A	IN LINE FILTER ASSEMBLY	EA
6	1	154-6646	CLEANER HEAD BELT MOUNT PLATE	EA
7	1	154-6882	CLEANER HEAD ASSEMBLY	EA
8	1	153-2713	SPRING FOR CLEANER HEAD ASSEMBLY	EA
9	1	154-9201	CLEANER HEAD BELT ASSEMBLY	EA
10	1	154-6877	CLEANER HEAD BAR ASSEMBLY	EA
11	1	154-0867	SPRING, CLEANER HOSE	EA
12	1	154-6889	CLEANER HOSE ROUTING BAR	EA
13	1	154-0861B	NORPRENE TUBING	EA
14	16	154-0202A	PENCIL TUBING STOCK - 1/4" OD X 1/8" ID	IN



DUSTER ASSEMBLY

REV. 7/17

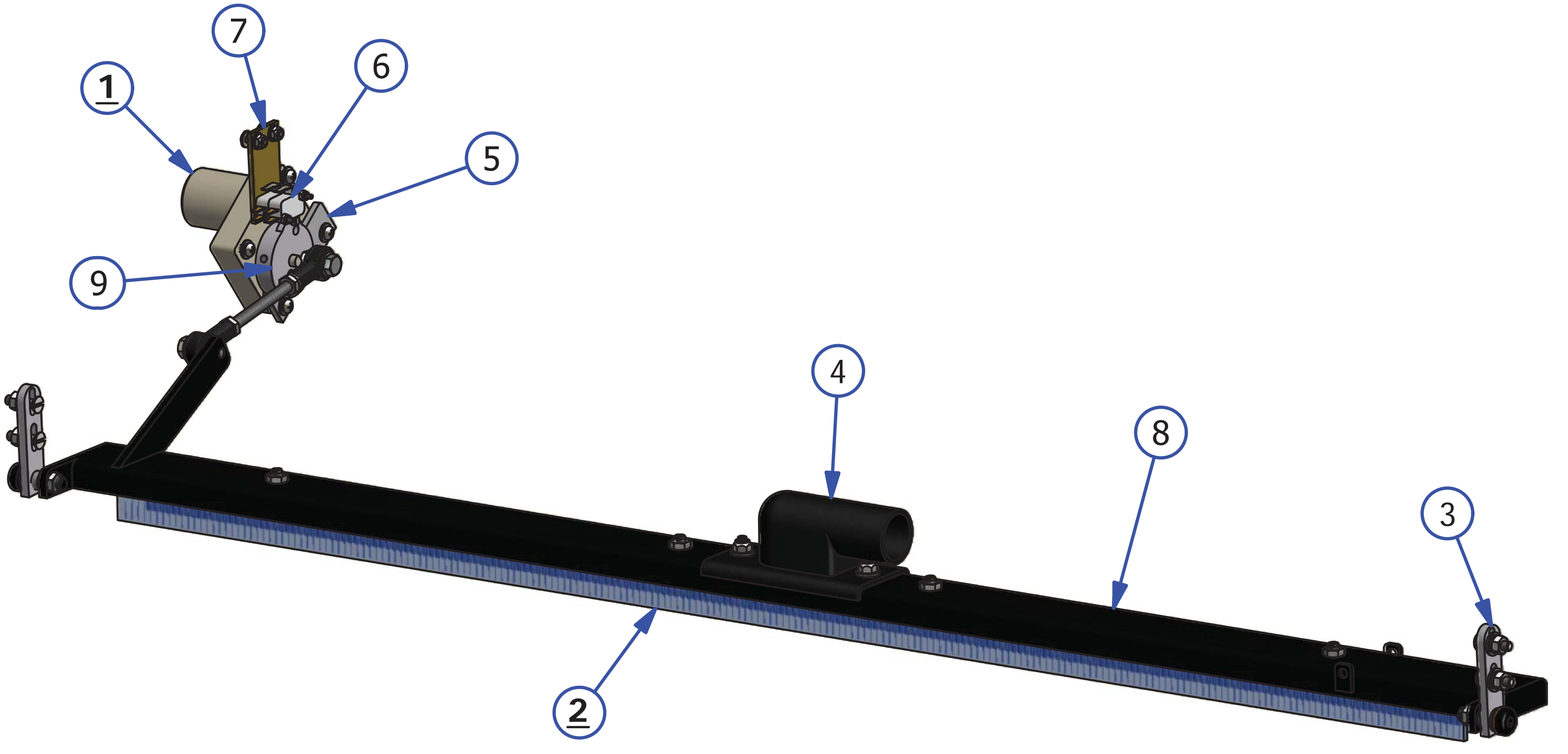
<u>INDEX</u> <u>NUMBER</u>	<u>QTY.</u>	<u>PART NUMBER</u>	<u>DESCRIPTION</u>	<u>UOM</u>
1	2	158-8403	DUSTER MOTOR ASSEMBLY	EA
2	1	153-8839	CUSHION ROLLER WITH WRAP ASSEMBLY	EA
2.1		154-8839A	CUSHION ROLLER COVER - SIZE A	EA
		154-8839B	CUSHION ROLLER COVER - SIZE B	EA
		154-8839C	CUSHION ROLLER COVER - SIZE C	EA
		154-8839D	CUSHION ROLLER COVER - SIZE D	EA
		154-8839E	CUSHION ROLLER COVER - SIZE E	EA
3	1	164-6108A	DUSTER PLUG CARDBOARD CORE	EA
4	1	153-0047EZ	K2 SELECT DUSTER CLOTH (BOX OF 4)	CASE
5	1	154-0052	PVC TAKE UP REEL ASSEMBLY	EA
6	1	153-0429	DUSTER ROLL SUPPORT PIPE (40 INCH)	EA
7	1	164-6109A	UHMW DUSTER PLUG FOR PVC TAKE UP REEL	EA
8	2	164-8823	CUSHION ROLLER PIVOT ARM	EA
9	1	153-8202B	DUSTER SOLID DRIVE HUB (PVC)	EA
10	2	154-1603	MICROSWITCH WITHOUT ROLLER (LARGE)	EA



SQUEEGEE ASSEMBLY

REV. 5/16

<u>INDEX NUMBER</u>	<u>QTY.</u>	<u>PART NUMBER</u>	<u>DESCRIPTION</u>	<u>UOM</u>
1	1	158-8402	MOTOR ASSEMBLY -24VDC	EA
2	1	164-8038K	SQUEEGEE BLADE AND GASKET REPLACEMENT (1 SET)	EA
	1	164-0003	GASKET (NOT SHOWN)	EA
3	2	154-8802	SQUEEGEE ADJUSTMENT ARM	EA
4	1	154-6677A	SQUEEGEE HOSE ADAPTER NYLON	EA
5	1	158-8634	SQUEEGEE/BRUSH MOUNT PLATE ASSEMBLY	EA
	1	158-9614	BALL BEARING MINITURE (NOT SHOWN)	EA
6	2	153-1203	MICROSWITCH W/ROLLER	EA
7	1	154-6824	SQUEEGEE CAM SWITCH PLATE	EA
8	1	154-6339-2850	SQUEEGEE MOUNT ANGLE	EA
9	1	154-6243	MOTOR CAM-DUAL LOBES (STACKED SWITCHES)	EA



RECOVERY TANK AND VACUUM MOTOR

REV. 5/16

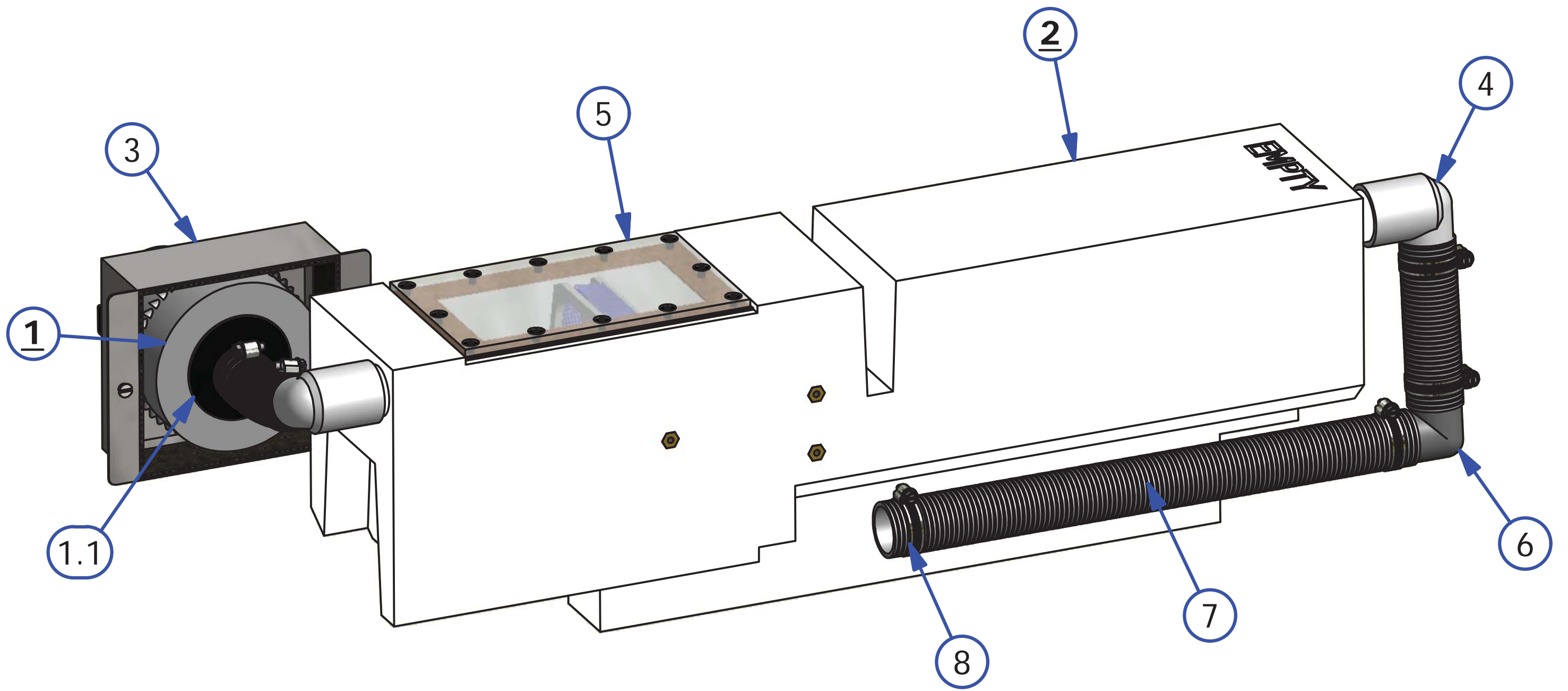
<u>INDEX</u> <u>NUMBER</u>	<u>QTY.</u>	<u>PART</u> <u>NUMBER</u>	<u>DESCRIPTION</u>	<u>UOM</u>
<u>1</u>	1	158-8407	VACUUM MOTOR ASSEMBLY	EA
1.1	1	153-6221M	VACUUM HOSE ADAPTER	EA
	1	158-1421B	VACUUM MOTOR BRUSHES (NOT SHOWN)	EA
2	1	164-8017	RECOVERY TANK	EA
	1	164-8017F	RECOVERY TANK FILTER (NOT SHOWN)	EA
	1	158-0405	RECOVERY TANK GASKET (NOT SHOWN)	EA
	12	153-2968	SCREW - 1/4" X 3/4" FSHCS (NOT SHOWN)	EA
4	2	153-8827T	1-1/4 PVC ELBOW-TANK INLET (NO THREADS)	EA
5	1	164-6120	FLEX RECOVERY TANK COVER PLATE	EA
6	1	154-0607	PVC ELBOW - 1-1/2 BARB X 1-1/2 BARB	EA
7	40	154-0260	FLEXIBLE HOSE - SOLD BY THE INCH	IN
8	6	153-2406	HOSE CLAMP (2 INCH)	EA



TECHNICAL NOTE

WHEN ATTACHING PART NUMBER 153-6221M, USE A TWO (2) PART EPOXY AND ALLOW TO DRY ACCORDING TO DIRECTIONS.

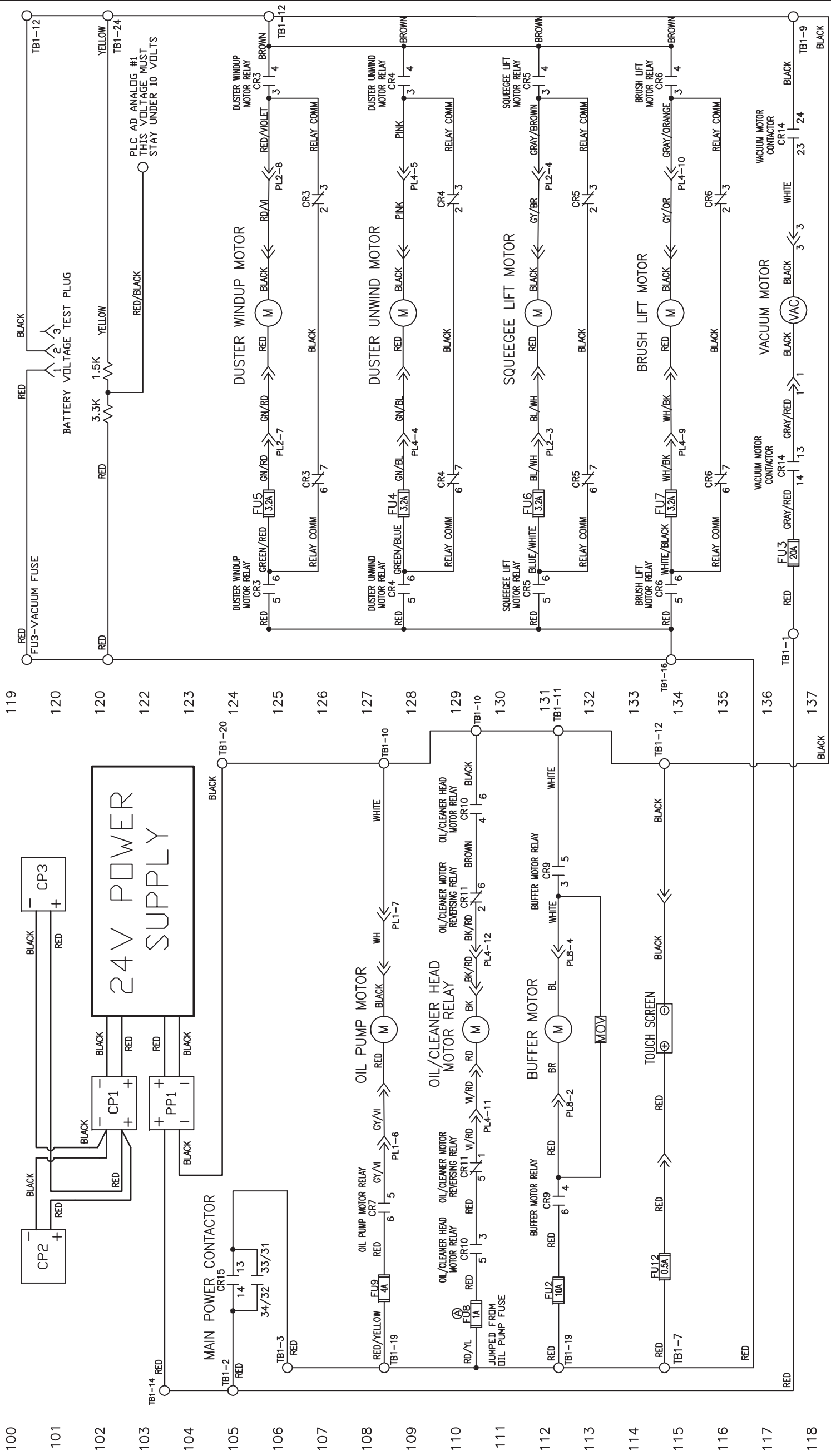
BE CAREFUL NOT TO CRUSH THE VACUUM MOTOR HOUSING INTO INTERNAL BLADES.



CHAPTER 10

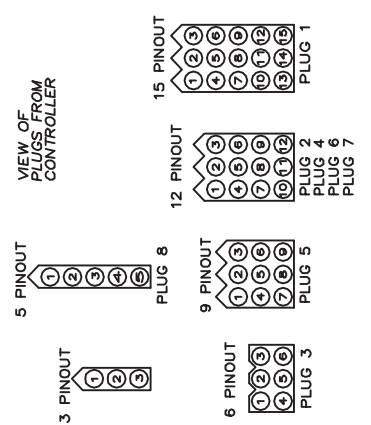
IKON ELECTRICAL DRAWINGS

Motor Wiring Layout.....	132
Output Wiring Layout.....	133
Input Wiring Layout.....	134
Speed Control Wiring Layout.....	135
Analog Wiring Layout.....	136
Terminal Block Wiring Layout.....	137
Power Contactor Wiring Layout.....	138
Voltage Regulator Wiring Layout.....	139
Oil Pump Motor Wiring Layout.....	140
Oil-Cleaner Head Motor Wiring Layout.....	141
L-R & R-L Head Proximity Sensor Wiring Layout.....	142
Oil Valve Wiring Layout.....	143
Buffer Motor Wiring Layout.....	144
Brush Lift Motor Wiring Layout.....	145
Vacuum Wiring Layout.....	146
Squeegee Motor & Switch Wiring Layout.....	147
Duster Unwind Motor & Switch Wiring Layout.....	148
Duster Windup Motor & Switch Wiring Layout.....	149
Cleaner Pump Speed Control Wiring Layout.....	150
Start Button & Duster Presoak Button Wiring Layout.....	151
Oil Float & Cleaner Float Wiring Layout.....	152
Speed Tach & LDS Wiring Layout.....	153
LED Tank Light Wiring Layout.....	154



LEGEND

- CR1 - OIL VALVE RELAY
 - CR2 - POWER OFF RELAY
 - CR3 - DUSTER WINDUP MOTOR RELAY
 - CR4 - DUSTER UNWIND MOTOR RELAY
 - CR5 - SQUEEGEE LIFT MOTOR RELAY
 - CR6 - BRUSH LIFT MOTOR RELAY
 - CR7 - OIL PUMP MOTOR RELAY
 - CR8 - CLEANER PUMP REVERSING RELAY
 - CR9 - BUFFER MOTOR RELAY
 - CR10 - OIL/CLEANER HEAD POWER RELAY
 - CR11 - OIL/CLEANER HEAD REVERSING RELAY
 - CR12 - REVERSE DRIVE MOTOR RELAY
 - CR13 - FORWARD DRIVE MOTOR RELAY
 - CR14 - VACUUM MOTOR CONTACTOR
 - CR15 - MAIN POWER CONTACTOR
- FU1 - DRIVE MOTOR 7.5A
 - FU2 - BUFFER MOTOR 10A/20A
 - FU3 - VACUUM MOTOR 20A
 - FU4 - DUSTER UNWIND 3.2A
 - FU5 - DUSTER WINDUP 3.2A
 - FU6 - SQUEEGEE MOTOR 3.2A
 - FU7 - BRUSH LIFT MOTOR 3.2A
 - FU8 - HEAD DRIVE MOTOR 1A
 - FU9 - OIL PUMP MOTOR 4A
 - FU10 - PLC INPUT POWER/L1 0.5A
 - FU11 - PLC OUTPUT COMMON 0.5A
 - FU12 - TOUCH SCREEN 0.5A
 - FU13 - CLEANER PUMP 3.2A
 - FU14 -
 - FU15 -
 - FU16 - LED LIGHT 1A
- PL1 - 10-PIN SIDE PLUG (15)
 - PL2 - 10-PIN SIDE PLUG (12)
 - PL3 - 10-PIN SIDE PLUG (6)
 - PL4 - 7-PIN SIDE PLUG (12)
 - PL5 - 7-PIN SIDE PLUG (9)
 - PL6 - DRIVE SPEED BOARD PLUG (12)
 - PL7 - CLEANER PUMP SPEED BOARD PLUG (12)
 - PL8 - BUFFER MOTOR PLUG (5)
- CP1 - CHARGING PLUG BATTERY (BLUE)
 - CP2 - CHARGING PLUG INSIDE (BLUE)
 - CP3 - CHARGING PLUG OUTSIDE (BLUE)
 - PP1 - POWER PLUG (RED)
- TB1 - TERMINAL BLOCK 1 (MAIN)
 - TB2 - TERMINAL BLOCK 2 (10-PIN SIDE)
 - TB3 - TERMINAL BLOCK 3 (7-PIN SIDE)

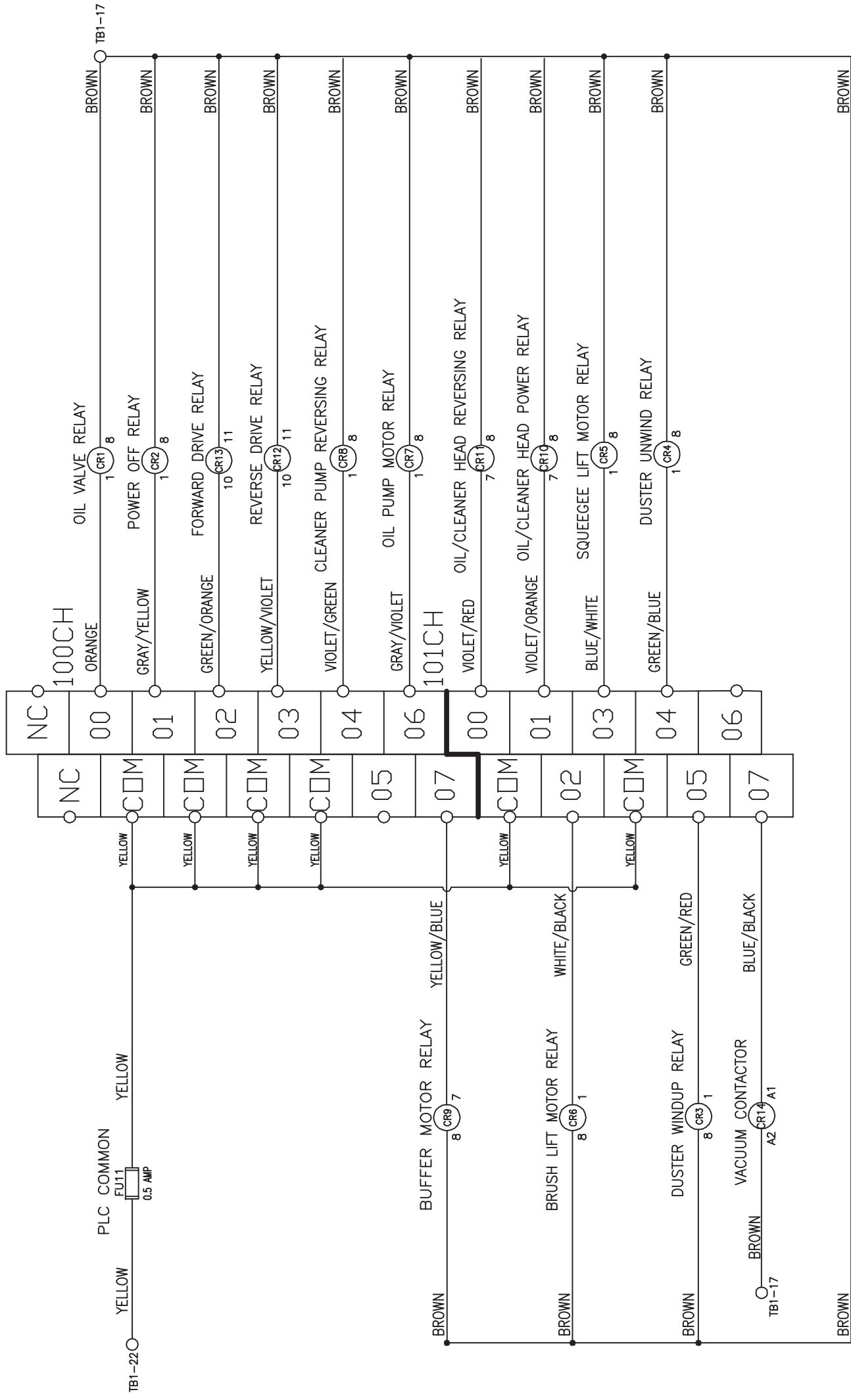


REV	LTR	DATE	DESCRIPTION
A		12/15/17	Changed Head Drive Fuse From 0.75A to 1A Car# 17117
B		01/05/18	REMOVED CVR CAR# 17118

MATERIAL		DESCRIPTION	
N/A		KEGEL	
1951 LONGLEAF BLVD. LAKE WALES, FL 33859 (863) 784-0200			
DRAWN BY	DATE	DO NOT SCALE DRAWING	
SLS	07/21/15		
APPROVED:	REV DATE	SIZE	QTY/MACHINE PART NUMBER
MP		C	N/A
DOC REV	SCALE	N/A	SHEET 1 OF 22
			17-5900

DMRON
SYSMAC
CPIH
OUTPUTS

200
201
202
203
204
205
206
207
208
209
210
211
212
213
214
215
216
217
218

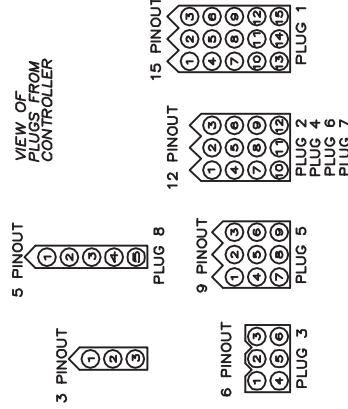


LEGEND

- CR1 - OIL VALVE RELAY
- CR2 - POWER OFF RELAY
- CR3 - DUSTER UNWIND MOTOR RELAY
- CR4 - DUSTER UNWIND MOTOR RELAY
- CR5 - SQUEEGEE LIFT MOTOR RELAY
- CR6 - BRUSH LIFT MOTOR RELAY
- CR7 - DIL PUMP MOTOR RELAY
- CR8 - CLEANER PUMP REVERSING RELAY
- CR9 - BUFFER MOTOR RELAY
- CR10 - DIL/CLEANER HEAD POWER RELAY
- CR11 - DIL/CLEANER HEAD REVERSING RELAY
- CR12 - REVERSE DRIVE MOTOR RELAY
- CR13 - FORWARD DRIVE MOTOR RELAY
- CR14 - VACUUM MOTOR CONTACTOR
- CR15 - MAIN POWER CONTACTOR

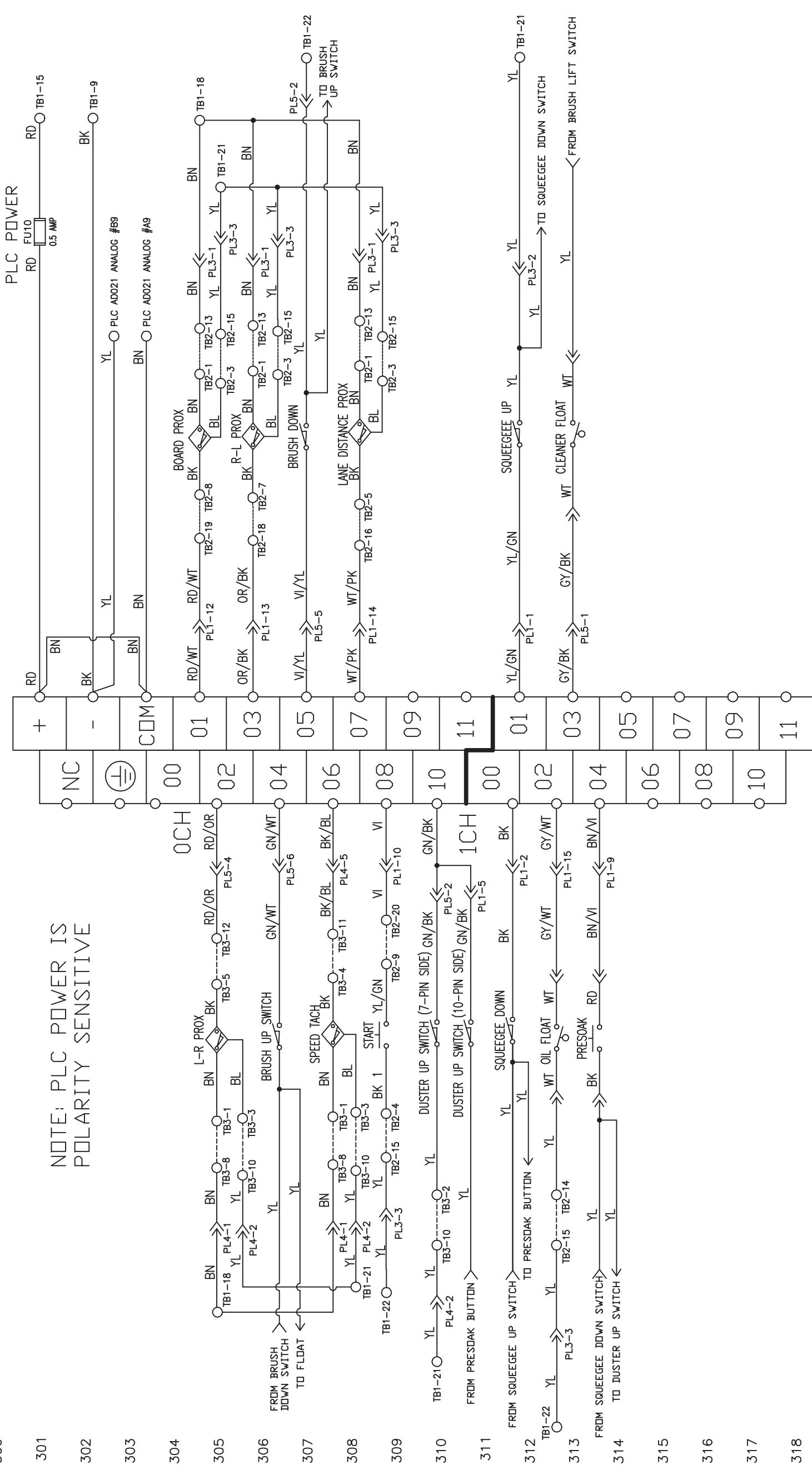
- FU1 - DRIVE MOTOR 7.5A
- FU2 - BUFFER MOTOR 10A/20A
- FU3 - VACUUM MOTOR 20A
- FU4 - DUSTER UNWIND 3.2A
- FU5 - DUSTER WINDUP 3.2A
- FU6 - SQUEEGEE MOTOR 3.2A
- FU7 - BRUSH LIFT MOTOR 3.2A
- FU8 - HEAD DRIVE MOTOR 1A
- FU9 - DIL PUMP MOTOR 4A
- FU10 - PLC INPUT POWER/L1 0.5A
- FU11 - PLC OUTPUT COMMON 0.5A
- FU12 - TOUCH SCREEN 0.5A
- FU13 - CLEANER PUMP 3.2A
- FU14 -
- FU15 -
- FU16 - LED LIGHT 1A

- PL1 - 10-PIN SIDE PLUG (15)
- PL2 - 10-PIN SIDE PLUG (12)
- PL3 - 10-PIN SIDE PLUG (6)
- PL4 - 7-PIN SIDE PLUG (12)
- PL5 - 7-PIN SIDE PLUG (9)
- PL6 - DRIVE SPEED BOARD PLUG (12)
- PL7 - CLEANER PUMP SPEED BOARD PLUG (12)
- PL8 - BUFFER MOTOR PLUG (5)
- CP1 - CHARGING PLUG BATTERY (BLUE)
- CP2 - CHARGING PLUG INSIDE (BLUE)
- CP3 - CHARGING PLUG OUTSIDE (BLUE)
- PP1 - POWER PLUG (RED)
- TB1 - TERMINAL BLOCK 1 (MAIN)
- TB2 - TERMINAL BLOCK 2 (10-PIN SIDE)
- TB3 - TERMINAL BLOCK 3 (7-PIN SIDE)



MATERIAL		1951 LONGLEAF BLVD. LAKE WALES, FL 33859 (863) 734-0200	
N/A		KEGEL	
DESCRIPTION		OUTPUT WIRING SCHEMATIC	
DRAWN BY	DATE	DO NOT SCALE DRAWING	SIZE
SLS	07/20/15		C N/A
APPROVED:	REV DATE	QTY/MACHINE PART NUMBER	SCALE
MP		17-5900	N/A
DOC REV			SHEET 2 OF 22

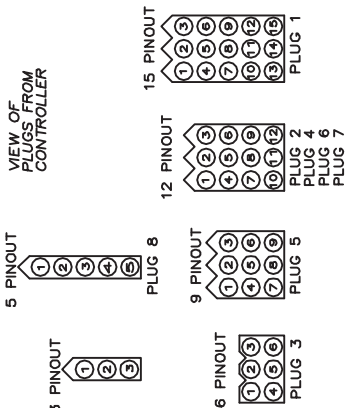
OMRON SYSMAC CP1H INPUTS



NOTE: PLC POWER IS POLARITY SENSITIVE

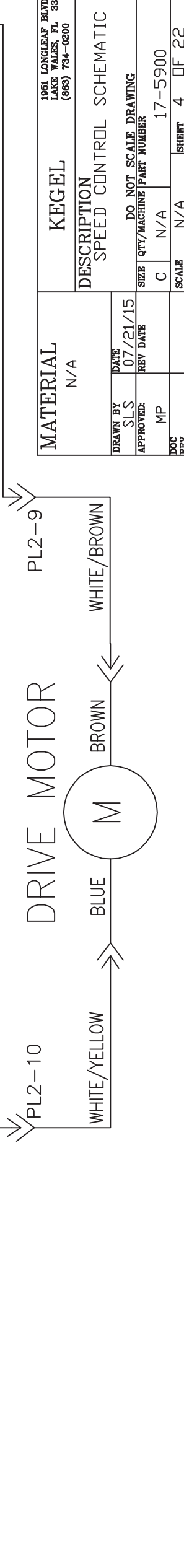
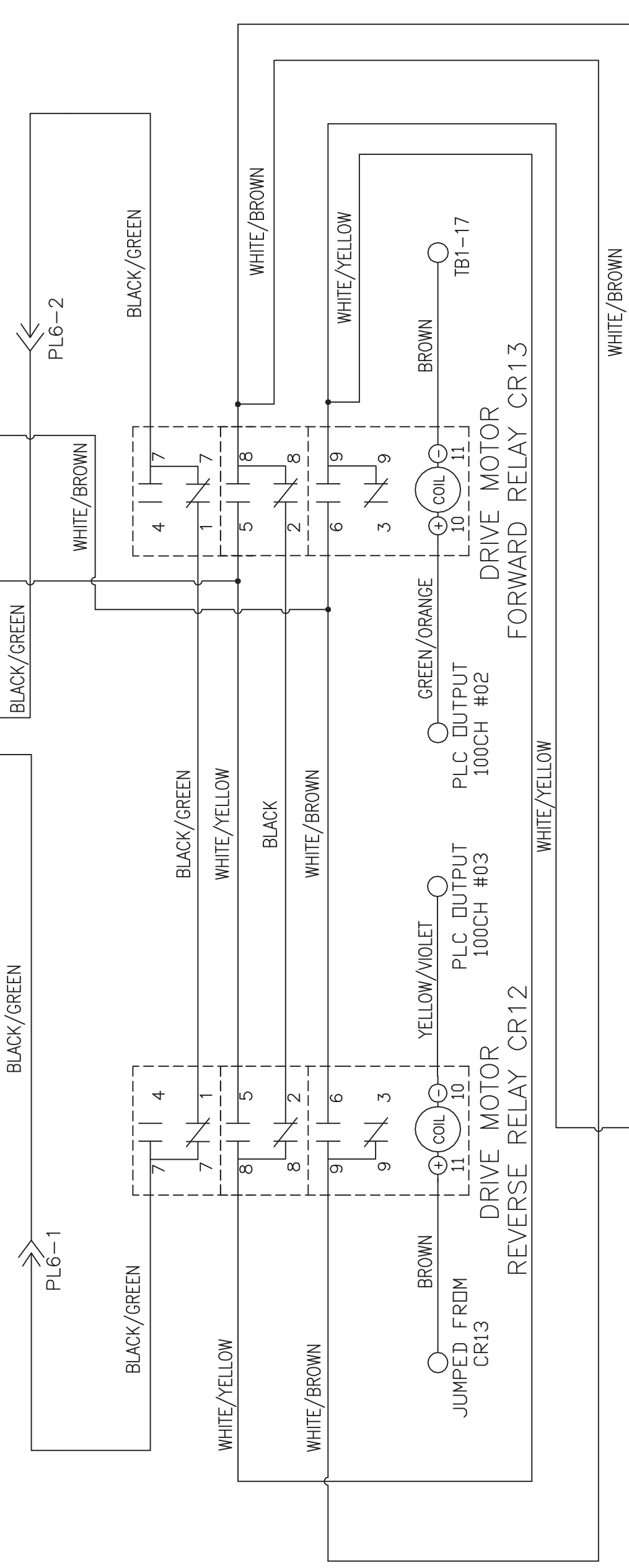
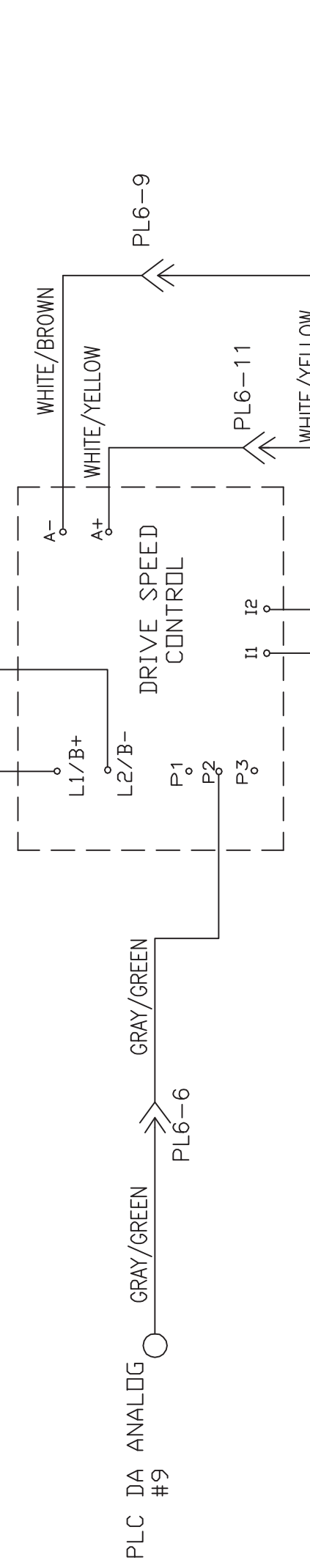
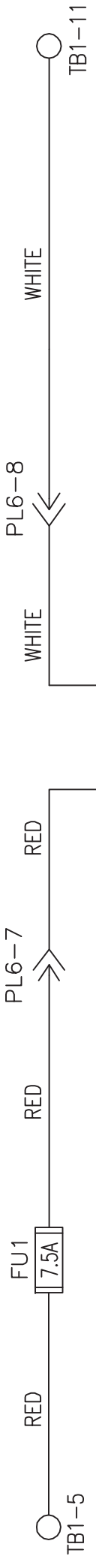
LEGEND

- CR1 - OIL VALVE RELAY
- CR2 - POWER OFF RELAY
- CR3 - DUSTER WINDUP MOTOR RELAY
- CR4 - DUSTER UNWIND MOTOR RELAY
- CR5 - SQUEEGEE LIFT MOTOR RELAY
- CR6 - BRUSH LIFT MOTOR RELAY
- CR7 - OIL PUMP MOTOR RELAY
- CR8 - CLEANER PUMP REVERSING RELAY
- CR9 - BUFFER MOTOR RELAY
- CR10 - OIL/CLEANER HEAD POWER RELAY
- CR11 - OIL/CLEANER HEAD REVERSING RELAY
- CR12 - REVERSE DRIVE MOTOR RELAY
- CR13 - FORWARD DRIVE MOTOR RELAY
- CR14 - VACUUM MOTOR CONTACTOR
- CR15 - MAIN POWER CONTACTOR
- FU1 - DRIVE MOTOR 7.5A
- FU2 - BUFFER MOTOR 10A/20A
- FU3 - VACUUM MOTOR 20A
- FU4 - DUSTER UNWIND 3.2A
- FU5 - DUSTER WINDUP 3.2A
- FU6 - SQUEEGEE MOTOR 3.2A
- FU7 - BRUSH LIFT MOTOR 3.2A
- FU8 - HEAD DRIVE MOTOR 1A
- FU9 - OIL PUMP MOTOR 4A
- FU10 - PLC INPUT POWER/L1 0.5A
- FU11 - PLC OUTPUT COMMON 0.5A
- FU12 - TOUCH SCREEN 0.5A
- FU13 - CLEANER PUMP 3.2A
- FU14 -
- FU15 -
- FU16 - LED LIGHT 1A
- PL1 - 10-PIN SIDE PLUG (15)
- PL2 - 10-PIN SIDE PLUG (12)
- PL3 - 10-PIN SIDE PLUG (6)
- PL4 - 7-PIN SIDE PLUG (12)
- PL5 - 7-PIN SIDE PLUG (9)
- PL6 - DRIVE SPEED BOARD PLUG (12)
- PL7 - CLEANER PUMP SPEED BOARD PLUG (12)
- PL8 - BUFFER MOTOR PLUG (5)
- CP1 - CHARGING PLUG BATTERY (BLUE)
- CP2 - CHARGING PLUG INSIDE (BLUE)
- CP3 - CHARGING PLUG OUTSIDE (BLUE)
- PP1 - POWER PLUG (RED)
- TB1 - TERMINAL BLOCK 1 (MAIN)
- TB2 - TERMINAL BLOCK 2 (10-PIN SIDE)
- TB3 - TERMINAL BLOCK 3 (7-PIN SIDE)



MATERIAL		1951 LONGLEAF BLVD. LAKE WALES, FL 33859 (866) 734-0200	
N/A		KEGEL	
DESCRIPTION			
INPUT WIRING SCHEMATIC			
DRAWN BY	DATE	DO NOT SCALE DRAWING	
SLS	07/20/15		
APPROVED:	REV DATE	SIZE	QTY/MACHINE PART NUMBER
MP		C	17-5900
DOC REV		SCALE	N/A
		SHEET	3 OF 22

KEGEL P/N
154-1270



MATERIAL N/A		1951 LONGLEAF BLVD. LAKE WALES, FL 33869 (863) 734-0200	
DESCRIPTION SPEED CONTROL SCHEMATIC	DATE 07/21/15	DO NOT SCALE DRAWING	SIZE C
REV	REV DATE	QTY/MACHINE PART NUMBER	SCALE
MP		N/A	N/A
DOC		17-5900	SHEET 4 OF 22

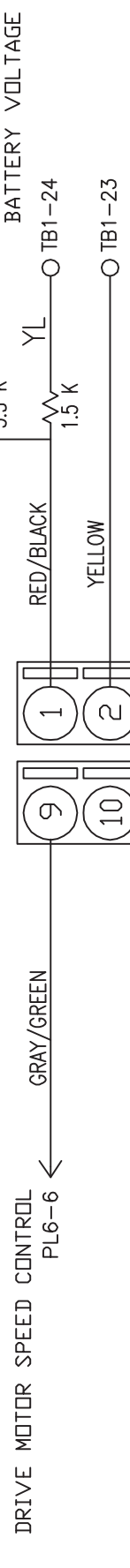
4 3 2 1

D C B A

REV LTR	DATE	DESCRIPTION
A	1/5/18	REMOVED CVR CAR# 17118

BUILT IN PLC ANALOG

DA AD



DRIVE MOTOR SPEED CONTROL
PL6-6

CLEANER PUMP SPEED CONTROL
PL7-5

CLEANER PUMP SPEED CONTROL
PL7-4

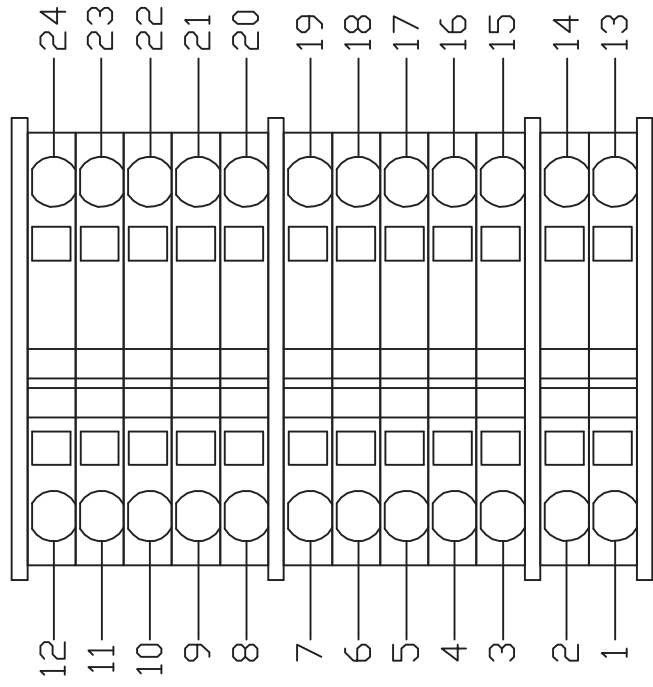
MATERIAL	THE KEGEL CO.		1951 LONGLEAP BLVD. LAKE WALES, FL 33869	
N/A	DESCRIPTION		ANALOG WIRING SCHEMATIC	
DRAWN BY	DATE	DO NOT SCALE DRAWING	SIZE	QTY/MACHINE PART NUMBER
SLS	07/21/15		A	N/A
APPROVED:	REV DATE		SCALE	N/A
MP				17-5900
DOC REV	A		SHEET	5 OF 22

4 3 2 1

D C B A

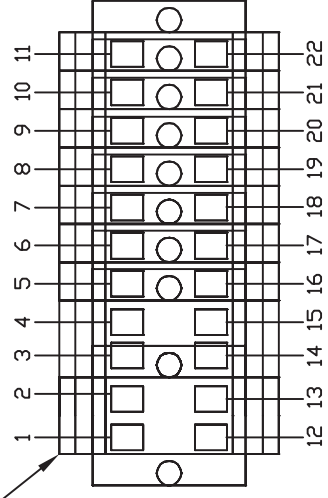
4 3 2 1

TB1
<MAIN>



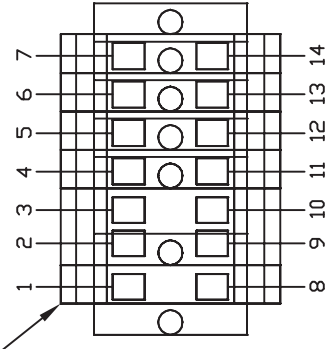
TB2

DRANGE BLOCK
<10-PIN SIDE>



TB3

DRANGE BLOCK
<7-PIN SIDE>



LEGEND

- TB1 - TERMINAL BLOCK 1 <MAIN>
- TB2 - TERMINAL BLOCK 2 <10-PIN SIDE>
- TB3 - TERMINAL BLOCK 3 <7-PIN SIDE>

REV LTR	DATE	DESCRIPTION
A	1/5/18	REMOVED CVR SPACER CAR# 17118

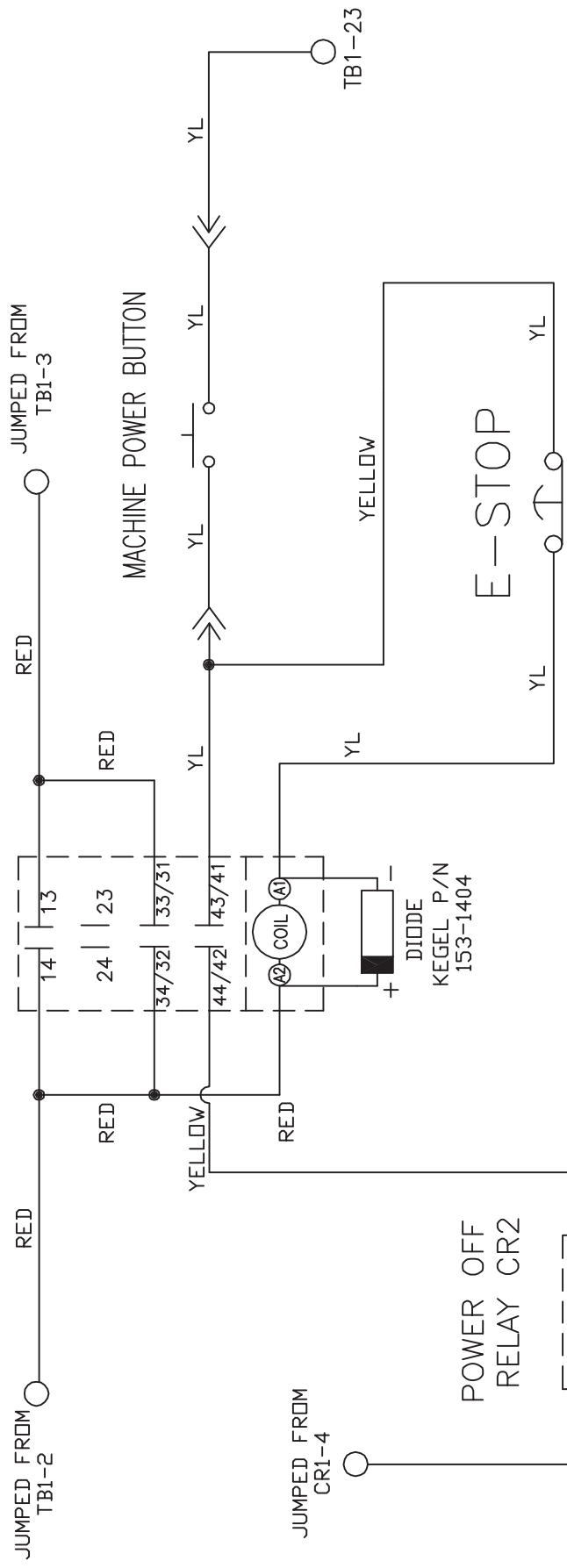
MATERIAL	THE KEGEL CO. 1951 LONGLEAF BLVD. LAKE WALES, FL 33869	
N/A	DESCRIPTION	
TERMINAL BLOCK LAYOUT		
DRAWN BY	DATE	DO NOT SCALE DRAWING
SLS	07/21/15	
APPROVED:	REV DATE	SIZE QTY/MACHINE PART NUMBER
MP		A N/A 17-5900
DOC REV	A	SCALE N/A SHEET 6 OF 22

4 3 2 1

4 3 2 1

D C B A

POWER CONTACTOR
CR15



MATERIAL		1951 LONGLEAP BLVD. LAKE WALES, FL 33869	
N/A		THE KEGEL CO. (888) 734-0200	
DESCRIPTION		POWER CONTACTOR	
DRAWN BY		SLS	
DATE		07/21/15	
APPROVED:		MP	
REV DATE		REV DATE	
DO NOT SCALE DRAWING		DO NOT SCALE DRAWING	
SIZE	QTY/MACHINE	PART NUMBER	
A	N/A	N/A	17-5900
SCALE	N/A	SHEET	7 OF 22

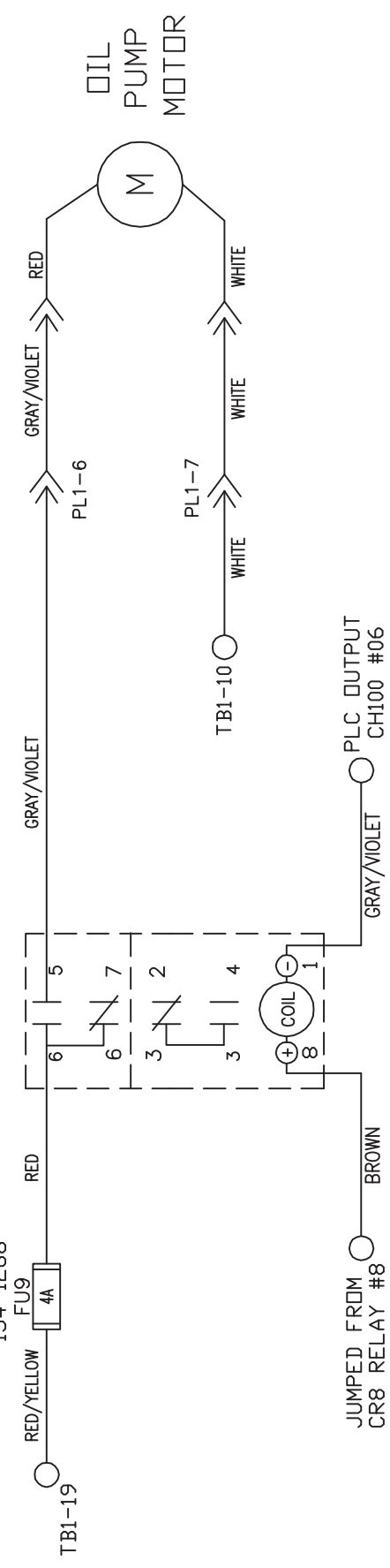
2 3 4 1

D C B A

4 3 2 1

D C B A

OIL PUMP MOTOR RELAY CR7



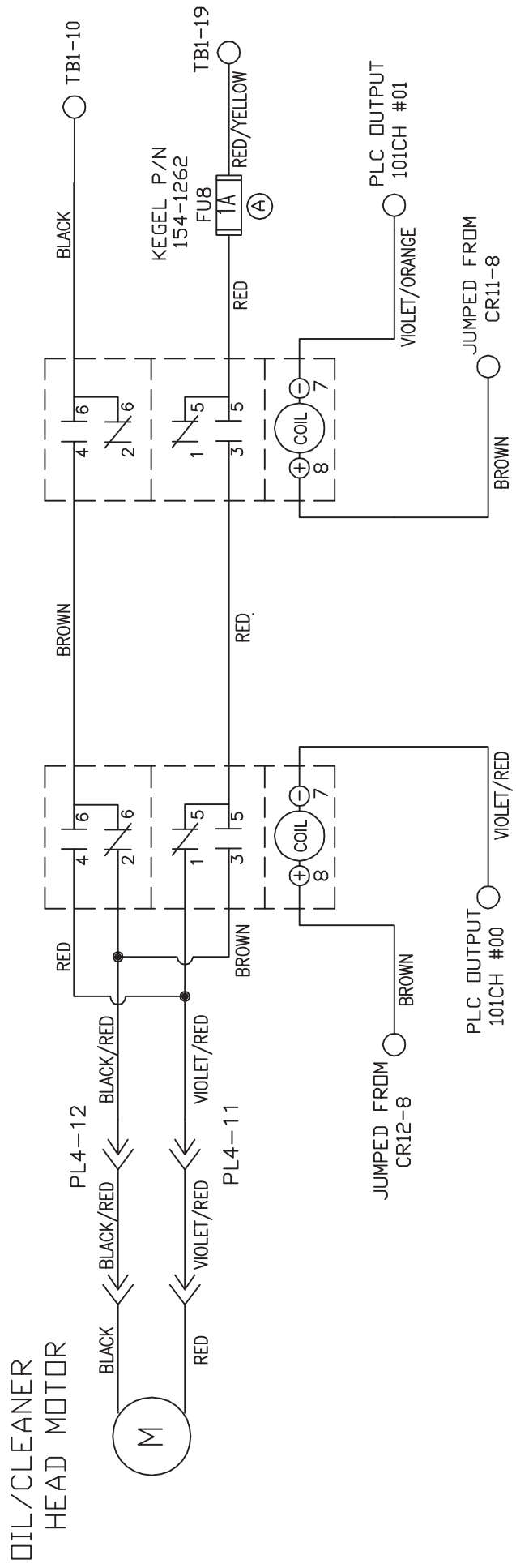
MATERIAL		1951 LONGLEAF BLVD. LAKE WALES, FL 33869	
N/A		THE KEGEL CO. (888) 734-0200	
DESCRIPTION		OIL PUMP MOTOR WIRING	
DRAWN BY	DATE	DO NOT SCALE DRAWING	
SLS	07/21/15	SIZE	QTY/MACHINE PART NUMBER
APPROVED:	REV DATE	A	N/A
MP		SCALE	N/A
DOC REV		SHEET	8 OF 22

4 3 2 1

D C B A

REV LTR	DATE	DESCRIPTION
A	12/15/17	Changed Head Fuse from 0.75A to 1A CAR# 17117

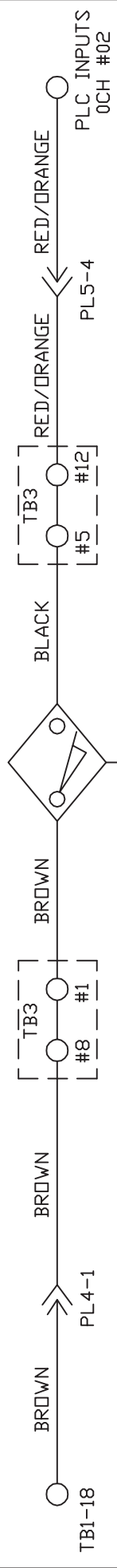
OIL/CLEANER MOTOR OIL/CLEANER HEAD
 REVERSING RELAY CR11 MOTOR RELAY CR10



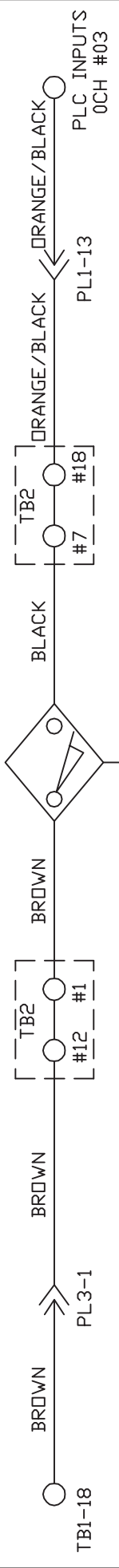
MATERIAL	1951 LONGLEAP BLVD. LAKE WALES, FL 33869		
	THE KEGEL CO. (888) 734-0200		
	DESCRIPTION		
	OIL-CLEANER HEAD MOTOR WIRING		
DRAWN BY	DATE	DO NOT SCALE DRAWING	
SLS	07/21/15	SIZE	QTY/MACHINE PART NUMBER
APPROVED:	REV DATE	A	N/A
MP		SCALE	N/A
DOC			17-5900
REV			SHEET 9 OF 22

4 3 2 1

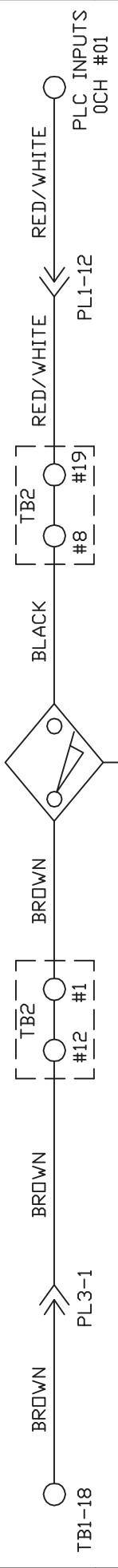
L-R HEAD PROX



R-L HEAD PROX



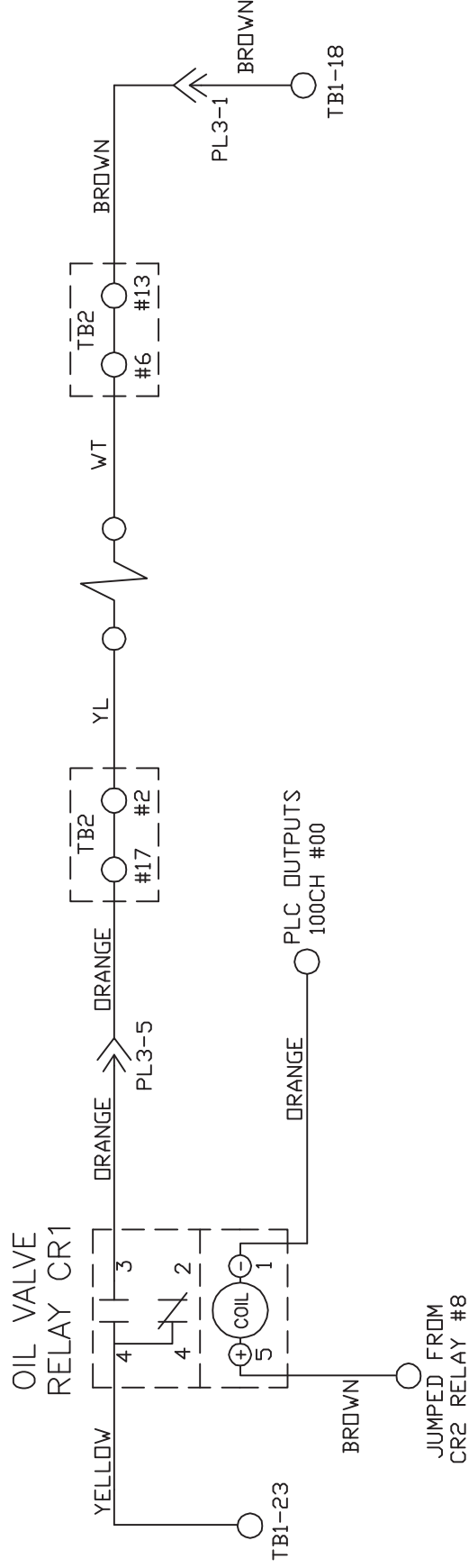
BOARD PROX



MATERIAL		1951 LONGLEAF BLVD. LAKE WALES, FL 33669	
N/A		THE KEGEL CO.	
DESCRIPTION			
L-R, R-L & BOARD PROX WIRING			
DRAWN BY	DATE	DO NOT SCALE DRAWING	
SLS	07/21/15	SIZE	QTY/MACHINE PART NUMBER
APPROVED:	REV DATE	A	N/A
MP		SCALE	N/A
DOC REV		SHEET	10 OF 22

4 3 2 1

OIL VALVE



MATERIAL		THE KEGEL CO. 1961 LONGLEAF BLVD. LAKE WALES, FL 33869 (888) 734-0200	
DESCRIPTION		OIL VALVE RELAY WIRING	
DATE		DO NOT SCALE DRAWING	
DRAWN BY	DATE	SIZE	QTY/MACHINE
SLS	07/21/15	A	N/A
APPROVED:	REV DATE	SCALE	N/A
MP			17-5900
DOC REV		SHEET	11 OF 22

4 3 2 1

D C B A

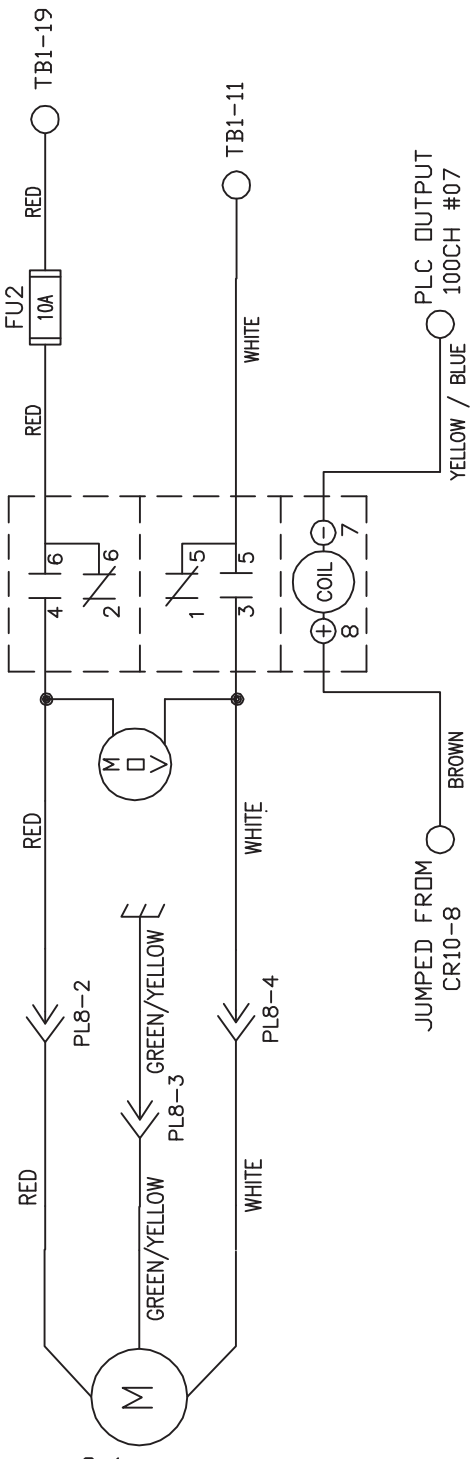
4 3 2 1

4 3 2 1

D C B A

BUFFER MOTOR RELAY CR9

KEGEL P/N
154-1273
FU2
10A



BUFFER MOTOR

MATERIAL		1951 LONGLEAP BLVD. LAKE WALES, FL 33669	
N/A		THE KEGEL CO. (888) 734-0200	
DESCRIPTION		BUFFER MOTOR WIRING	
DRAWN BY	DATE	DO NOT SCALE DRAWING	
SLS	07/21/15	SIZE	QTY/MACHINE PART NUMBER
APPROVED:	REV DATE	A	N/A
MP		SCALE	N/A
DOC		SHEET	12 OF 22
REV			

4 3 2 1

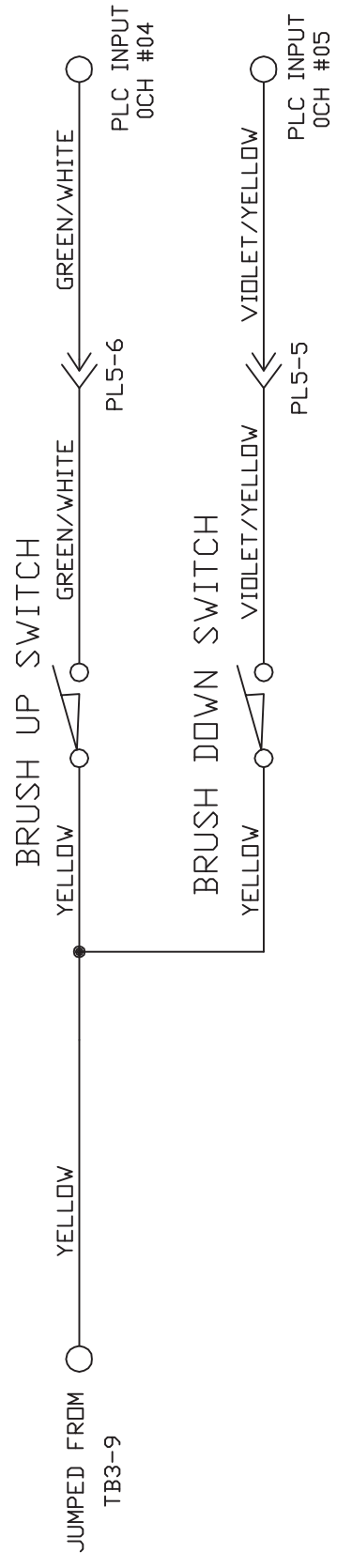
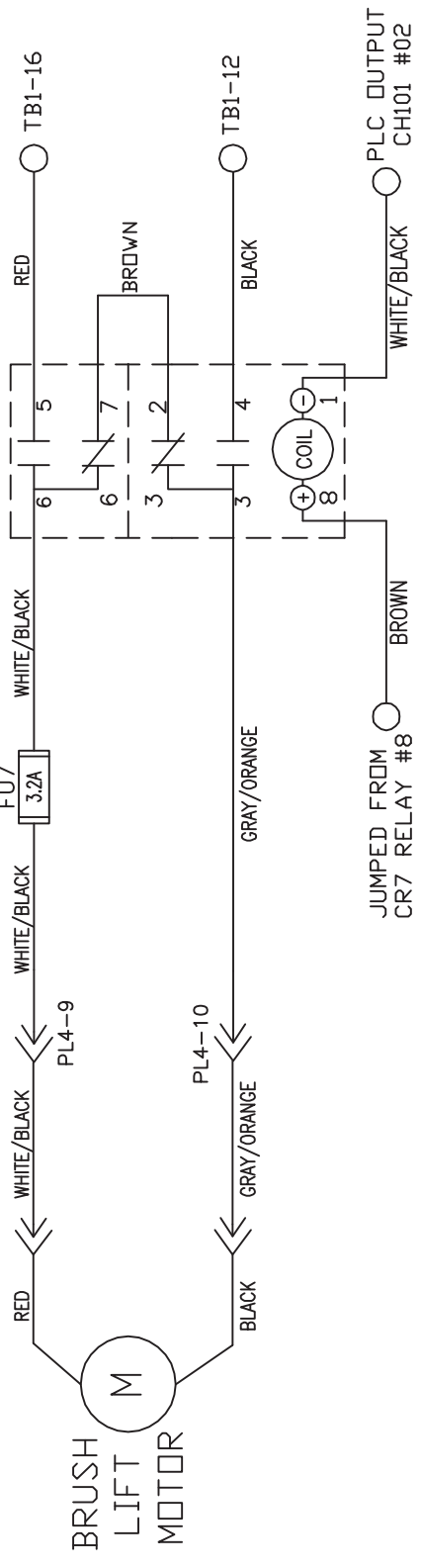
D C B A

4 3 2 1

D C B A

BRUSH LIFT MOTOR RELAY CR6

KEGEL P/N
154-1267
FU7
3.2A



MATERIAL		THE KEGEL CO.		1951 LONGLEAP BLVD. LAKE WALES, FL 33869	
N/A		DESCRIPTION		BRUSH LIFT MOTOR & SWITCH WIRING DO NOT SCALE DRAWING	
DRAWN BY	DATE	SIZE	QTY/MACHINE	PART NUMBER	
SLS	07/21/15	A	N/A	17-5900	
APPROVED:	REV DATE	SCALE	N/A	SHEET	13 OF 22
MP					
DOC	REV				

4 3 2 1

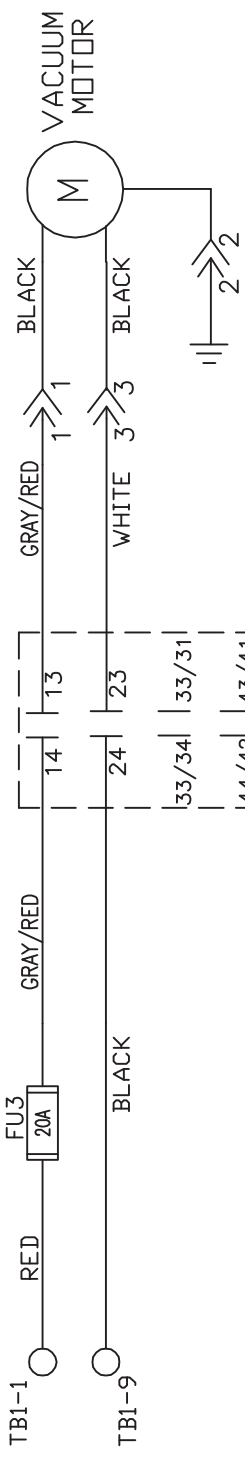
D C B A

4 3 2 1

D C B A

VACUUM MOTOR CONTACTOR CR14

KEGEL P/N
154-1274



PLC OUTPUTS
101CH #07

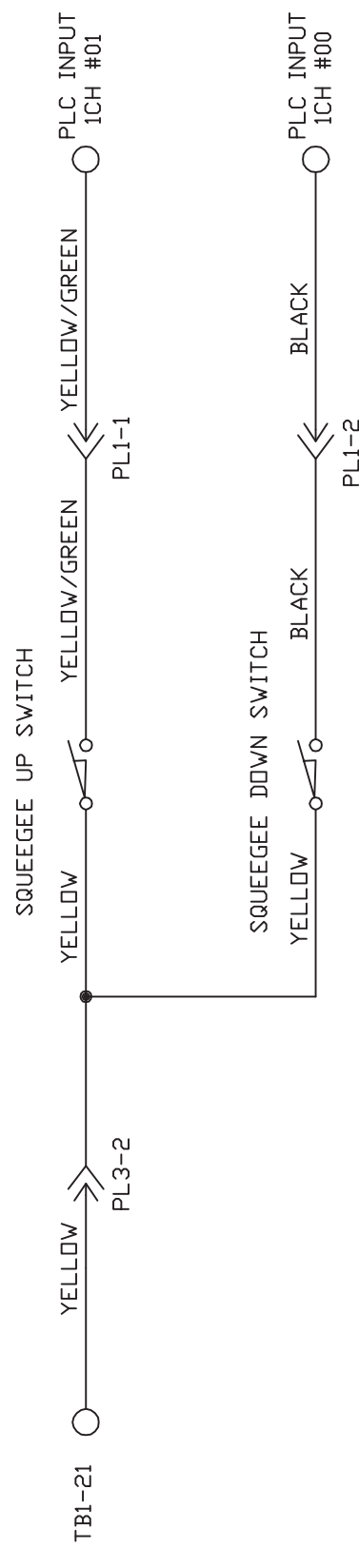
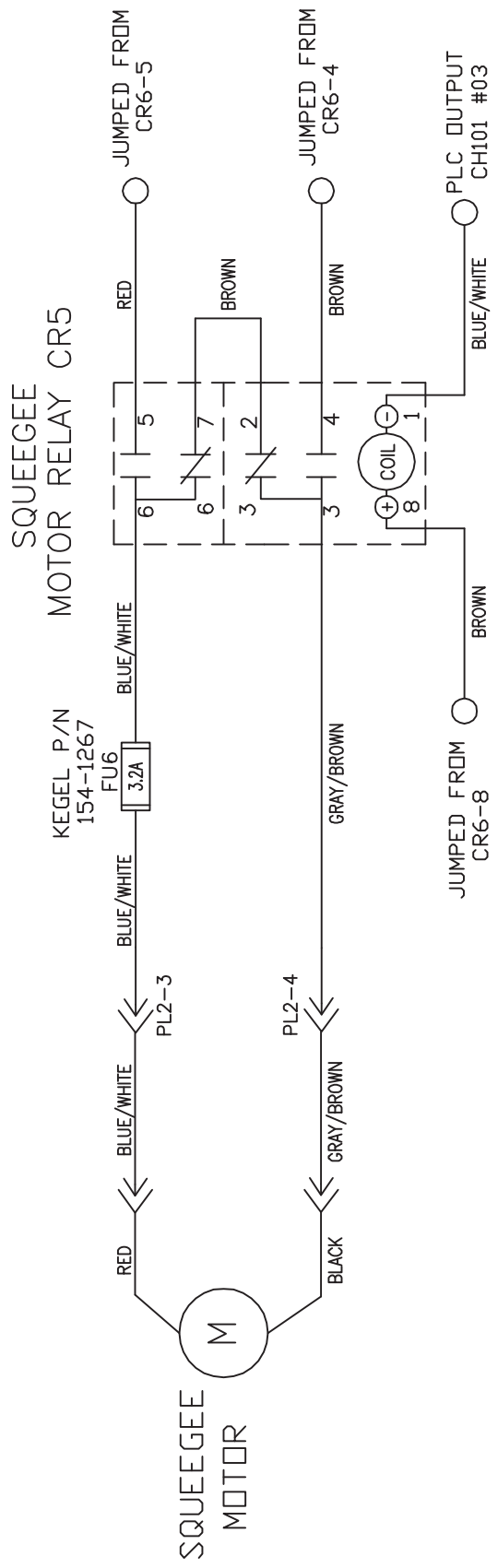
KEGEL P/N
153-1404

MATERIAL N/A		THE KEGEL CO. 1951 LONGLEAP BLVD. LAKE WALES, FL 33869 (888) 734-0200	
DESCRIPTION VACUUM MOTOR WIRING		DO NOT SCALE DRAWING	
DRAWN BY SLS	DATE 07/21/15	SIZE A	QTY/MACHINE PART NUMBER N/A
APPROVED: MP	REV DATE	SCALE N/A	17-5900
DOC REV		SHEET 14	OF 22

4 3 2 1

D C B A

4 3 2 1



MATERIAL		THE KEGEL CO. (688) 734-0200	
N/A		1951 LONGLEAP BLVD. LAKE WALES, FL 33869	
DRAWN BY	DATE	DESCRIPTION	
SLS	07/21/15	SQUEEGEE MOTOR	
APPROVED:	REV DATE	& SWITCH WIRING	
MP		DO NOT SCALE DRAWING	
DOC	REV	SIZE	QTY/MACHINE PART NUMBER
		A	N/A
		SCALE	N/A
			17-5900
		SHEET	15 OF 22

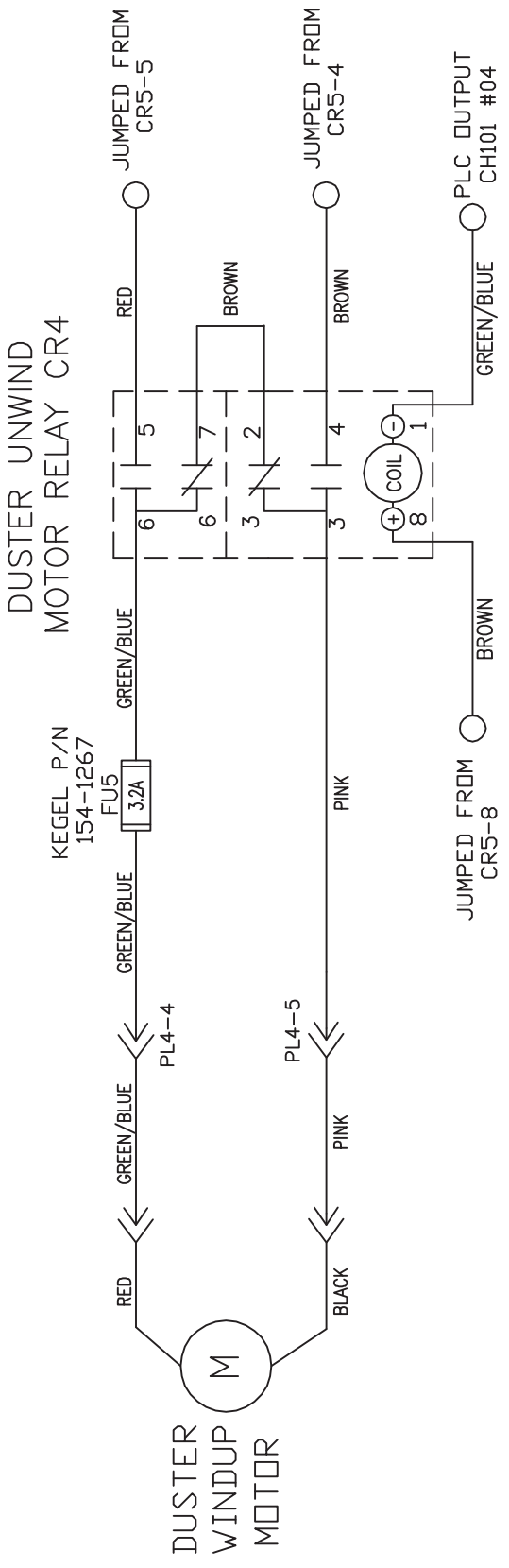
2 3 4

D C B A

D C B A

4 3 2 1

D C B A



MATERIAL		THE KEGEL CO. 1951 LONGLEAF BLVD. LAKE WALES, FL 33869	
N/A		DESCRIPTION	
DRAWN BY	DATE	DUSTER UNWIND MOTOR WIRING	
SLS	07/21/15	DO NOT SCALE DRAWING	
APPROVED:	REV DATE	SIZE	QTY/MACHINE PART NUMBER
MP		A	N/A 17-5900
DOC REV		SCALE	N/A
			SHEET 16 OF 22

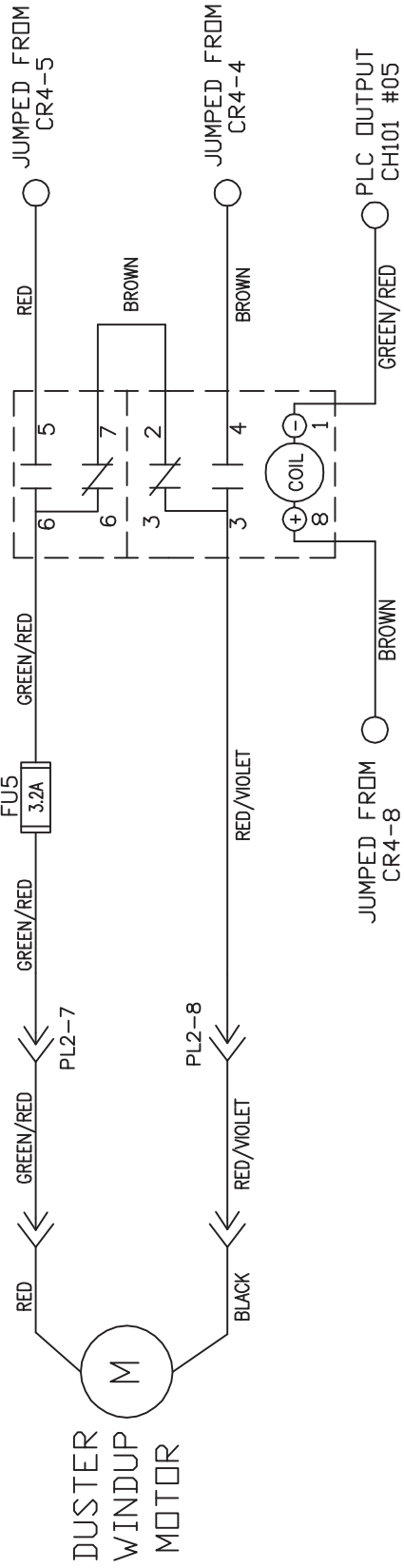
4 3 2 1

D C B A

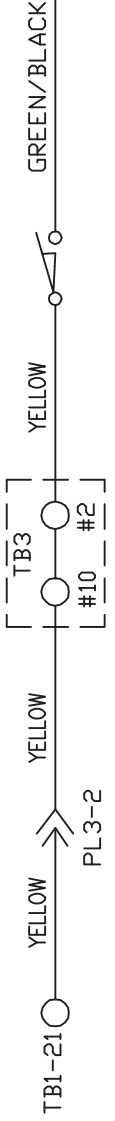
4 3 2 1

DUSTER WINDUP MOTOR RELAY CR3

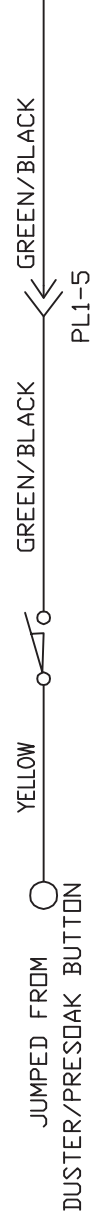
KEGEL P/N
154-1267



7-PIN SIDE
DUSTER UP SWITCH



10-PIN SIDE
DUSTER UP SWITCH



PLC INPUT
0CH #10

MATERIAL N/A		THE KEGEL CO. (688) 734-0200 1951 LONGLEAP BLVD. LAKE WALES, FL 33869	
DESCRIPTION	DUSTER WINDUP & SWITCH WIRING DO NOT SCALE DRAWING		
DRAWN BY SLS	DATE 07/21/15	SIZE A	QTY/MACHINE PART NUMBER N/A
APPROVED: MP	REV DATE	SCALE N/A	17-5900
DOC REV		SHEET 17	OF 22

4 3 2 1

4 3 2 1

KEGEL P/N
154-1267

FU13
3.2A



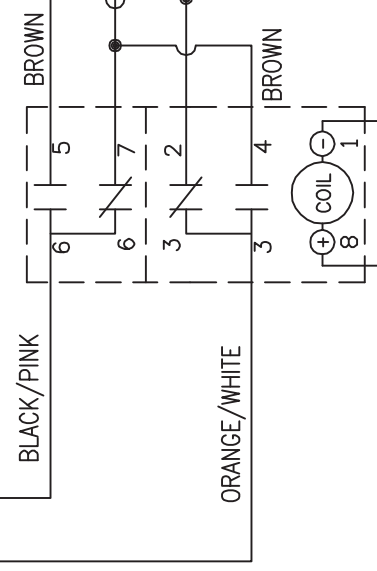
PLC DA ANALOG
#14



PLC DA ANALOG
#12



CLEANER REVERSING
MOTOR RELAY CR8



JUMPED FROM
CR9-8

VIOLET/GREEN
PLC OUTPUTS
100CH #04

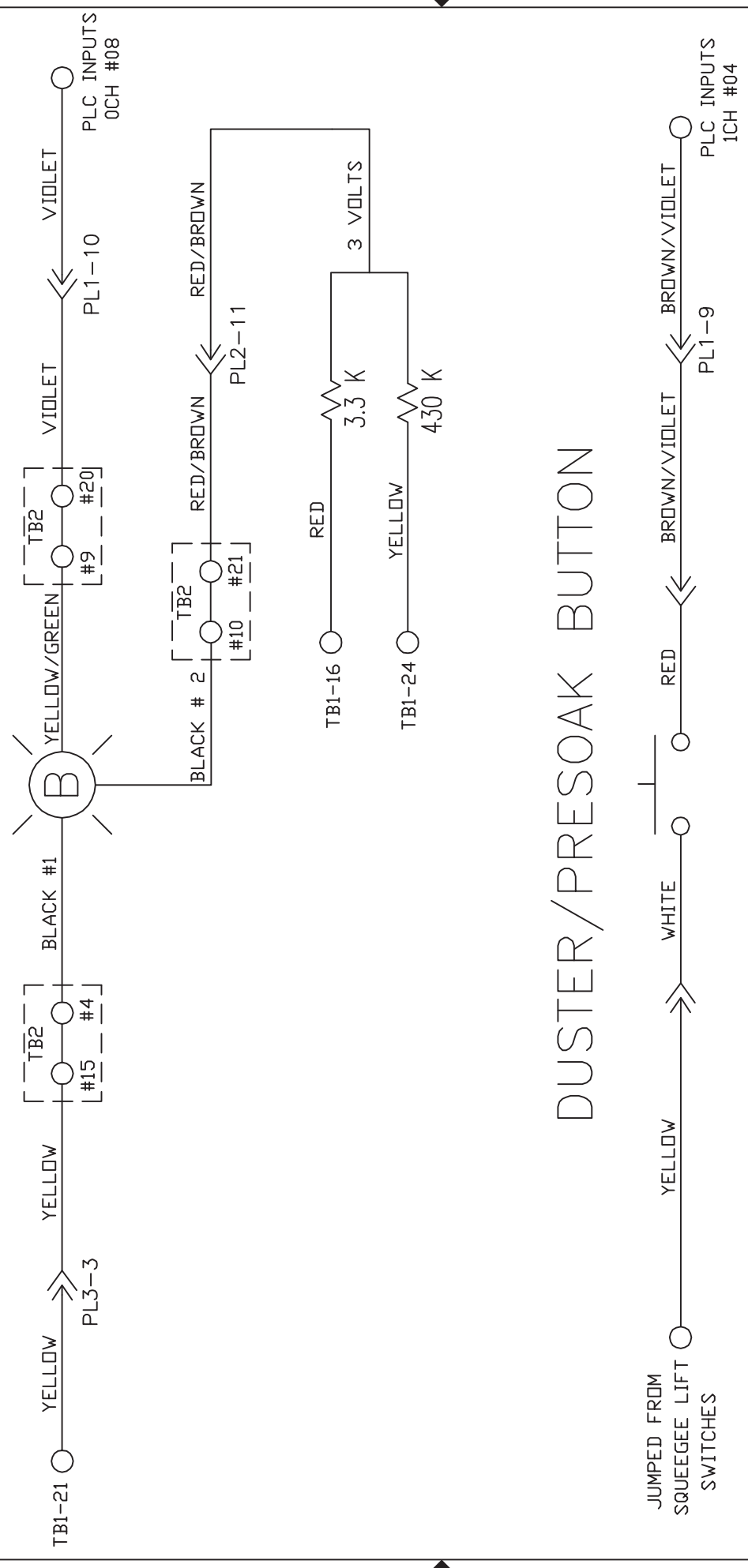
CLEANER
PUMP
MOTOR



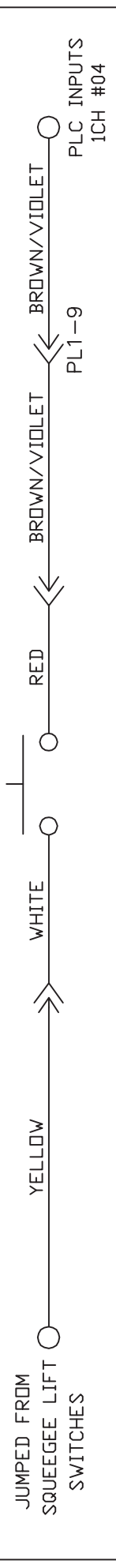
MATERIAL		THE KEGEL CO. (668) 734-0200 1951 LONGLEAF BLVD. LAKE WALES, FL 33669	
N/A		DESCRIPTION CLEANER PUMP	
DRAWN BY SLS	DATE 07/22/15	SPEED CONTROL WIRING DO NOT SCALE DRAWING	
APPROVED: MP	REV DATE	SIZE A	QTY/MACHINE PART NUMBER N/A
DOC REV	SCALE N/A	A	17-5900
		SHEET 18	OF 22

4 3 2 1

START BUTTON



DUSTER/PRESOAK BUTTON

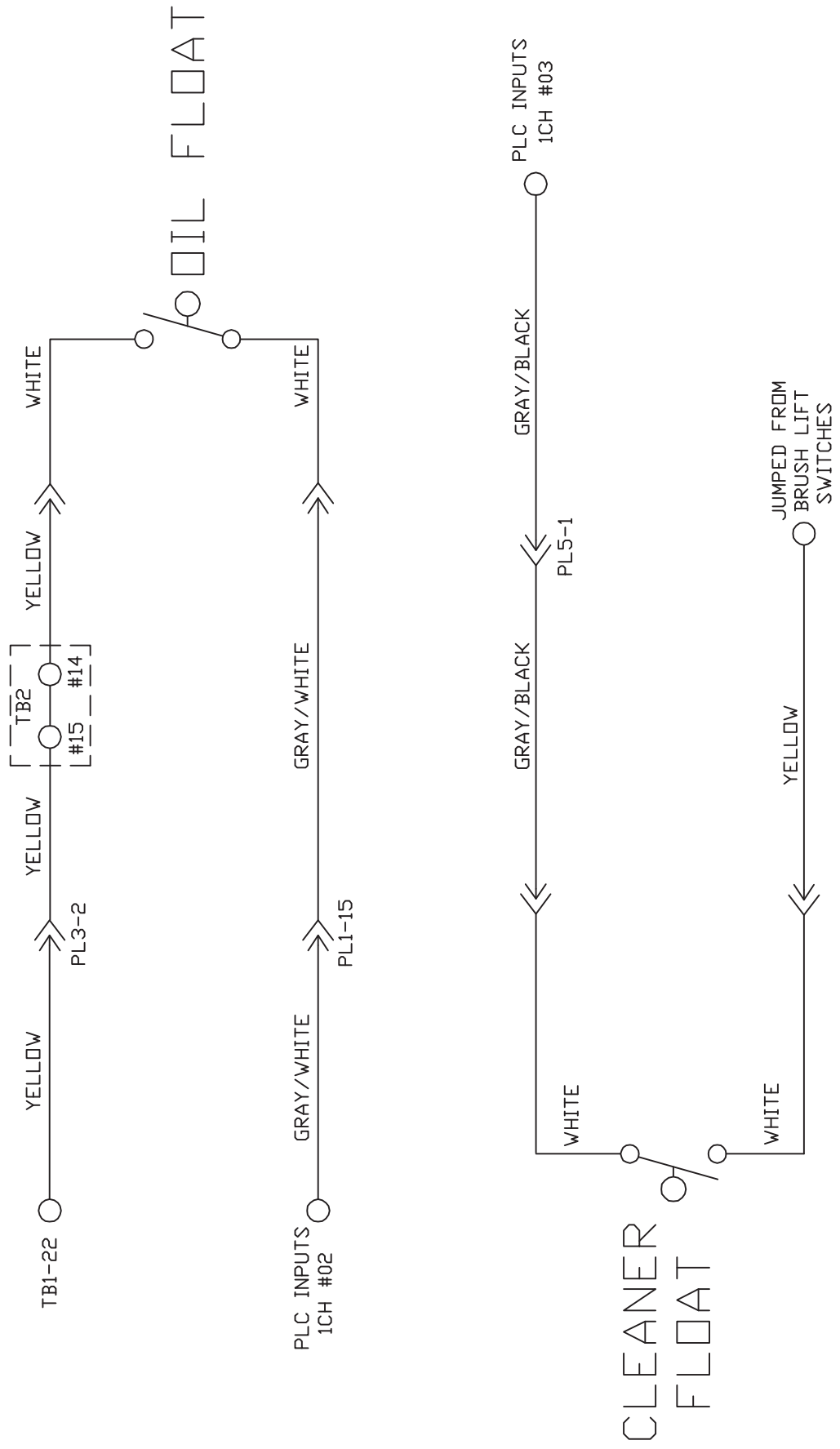


MATERIAL		1951 LONGLEAF BLVD. LAKE WALES, FL 33669	
N/A		THE KEGEL CO. (888) 734-0200	
DESCRIPTION			
START BUTTON & DUSTER/PRESOAK BUTTON DO NOT SCALE DRAWING			
DRAWN BY	DATE	SIZE	QTY/MACHINE PART NUMBER
SLS	07/22/15	A	N/A
APPROVED:	REV DATE	SCALE	N/A
MP			17-5900
DOC			SHEET 19 OF 22
REV			

4 | 3 | 2 | 1

4 | 3 | 2 | 1

4 3 2 1

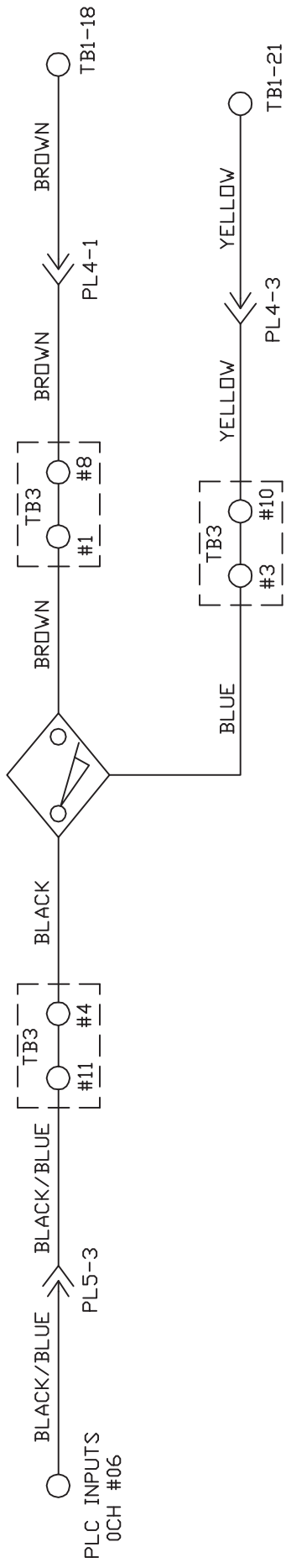


MATERIAL		1951 LONGLEAP BLVD. LAKE WALES, FL 33869	
N/A		DESCRIPTION	
DRAWN BY	DATE	OIL & CLEANER	
SLS	07/22/15	FLOAT WIRING	
APPROVED:	REV DATE	DO NOT SCALE DRAWING	
MP		SIZE	QTY/MACHINE PART NUMBER
		A	N/A
DOC		SCALE	N/A
REV			17-5900
		SHEET	20 OF 22

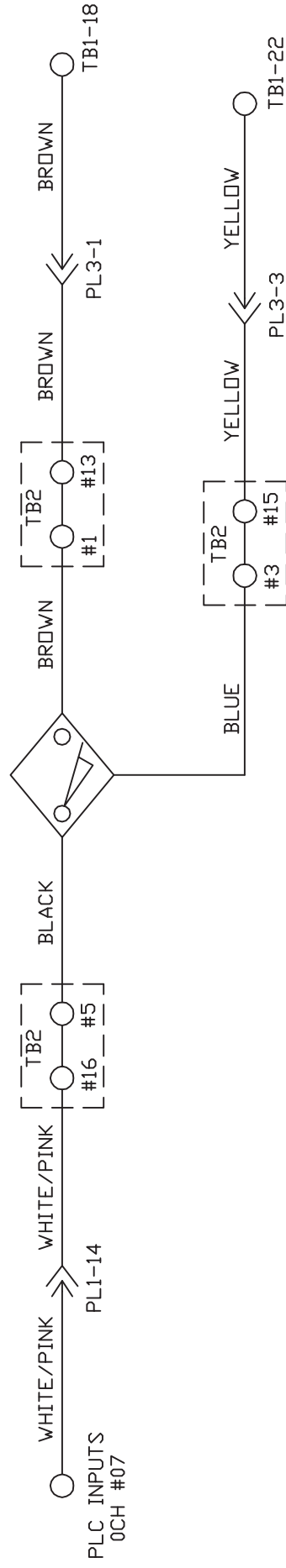
4 3 2 1

4 3 2 1

SPEED TACH PROX



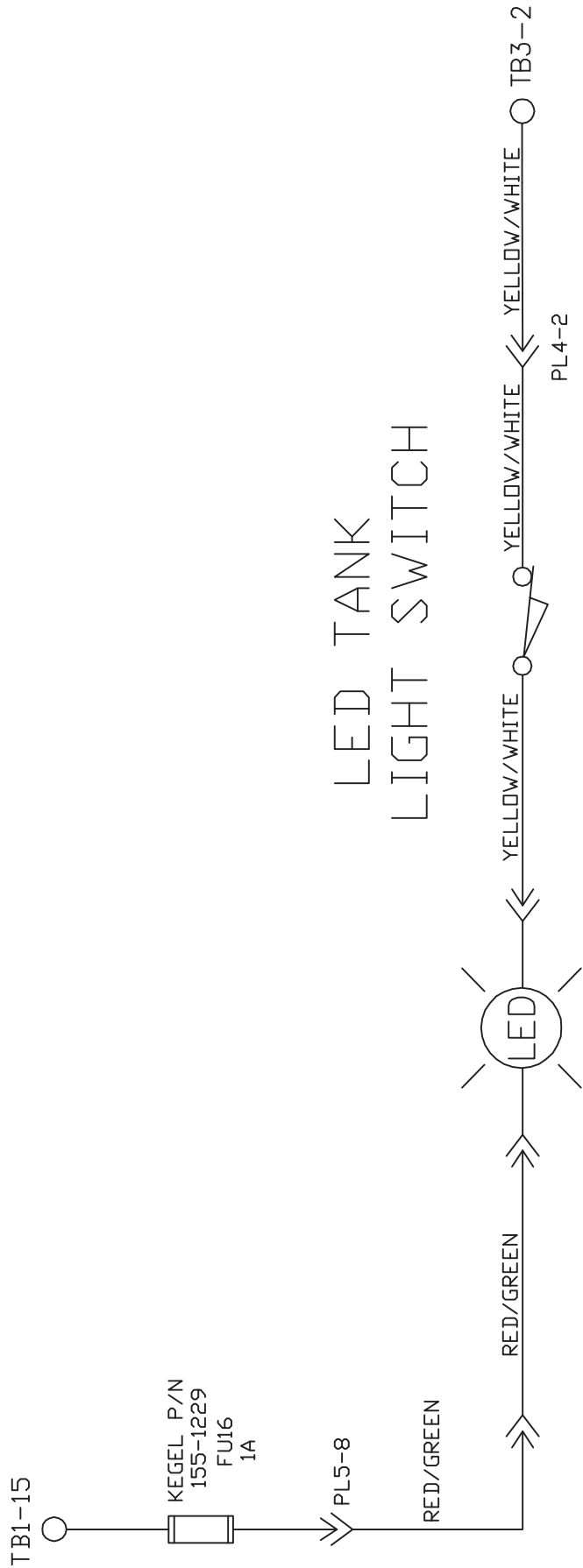
LANE DISTANCE PROX



MATERIAL N/A		THE KEGEL CO. (669) 734-0200 1951 LONGLEAP BLVD. LAKE WALES, FL 33869	
DRAWN BY SLS	DATE 07/22/15	DESCRIPTION SPEED TACH & LANE DISTANCE WIRING	
APPROVED: MP	REV DATE	DO NOT SCALE DRAWING	
		SIZE A	QTY/MACHINE PART NUMBER N/A
DOC REV		SCALE N/A	17-5900
		SHEET 21	OF 22

2 3 4 1

LED TANK LIGHT SWITCH



MATERIAL		THE KEGEL CO. 1961 LONGLEAP BLVD. LAKE WALES, FL 33869	
N/A		DESCRIPTION	
		LED TANK LIGHT WIRING	
DRAWN BY	DATE	DO NOT SCALE DRAWING	
SLS	07/22/15	SIZE	QTY/MACHINE PART NUMBER
APPROVED:		A	N/A
MP		SCALE	N/A
DOC		SHEET	22 OF 22
REV			

4 3 2 1

D C B A

4 3 2 1

D C B A

